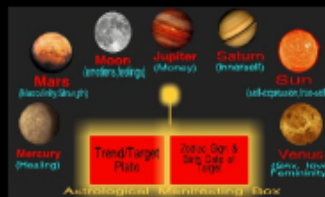


Symbolic Psionic Devices

by
MELCHIZEDEK



Symbolic Psionic Devices

by
Melchizedek

1.) Astrological Manifesting Device.....	Page 4
2.) Rune Magic Manifesting Device.....	Page 7
3.) 6th Sense Money Activator.....	Page 10
4.) Lust Inducing Machine.....	Page 13
5.) Brainwave Chi-Generator.....	Page 16

Introduction

This e@book contains diagrams, based on actual physical machines intended to alter, change and re-direct the physical realities of people. They are in no way designed to replace the real devices that they are based on, but rather to give the novice experimenter, an idea of the potential that exists in utilizing the "hidden" energies of the ether, that these real, physical devices tap into. You don't need to believe in the existence of these "hidden energies" to experience that they are real, you only need to find a way to uncover their existence in the ether and you will personally experience the power of them.

Though it might seem strange to the "average joe", that there exist forces outside of oneself, that can be manipulated to one's favor, it's my hope that these symbolic devices will give an introduction to the beginning practitioner of the use of psionics. The instructions for each diagram are explicit and, you only need follow them to experience results in your thinking and then hopefully in your life. So I'll leave this introduction very brief and let you see how they work for you. Good Luck in attaining all that you desire to have in your life.

Melchizedek

Astrological Manifesting Machine

It is widely known by astrologers that the planets, stars and rotation of the planets, have an impact on things, that we as people will experience in our lives. That even though the planets themselves don't guarantee that we will, either be positively or negatively affected by them, there still exists the potential of either negative or positive life experiences, due to their influencing heavenly power.

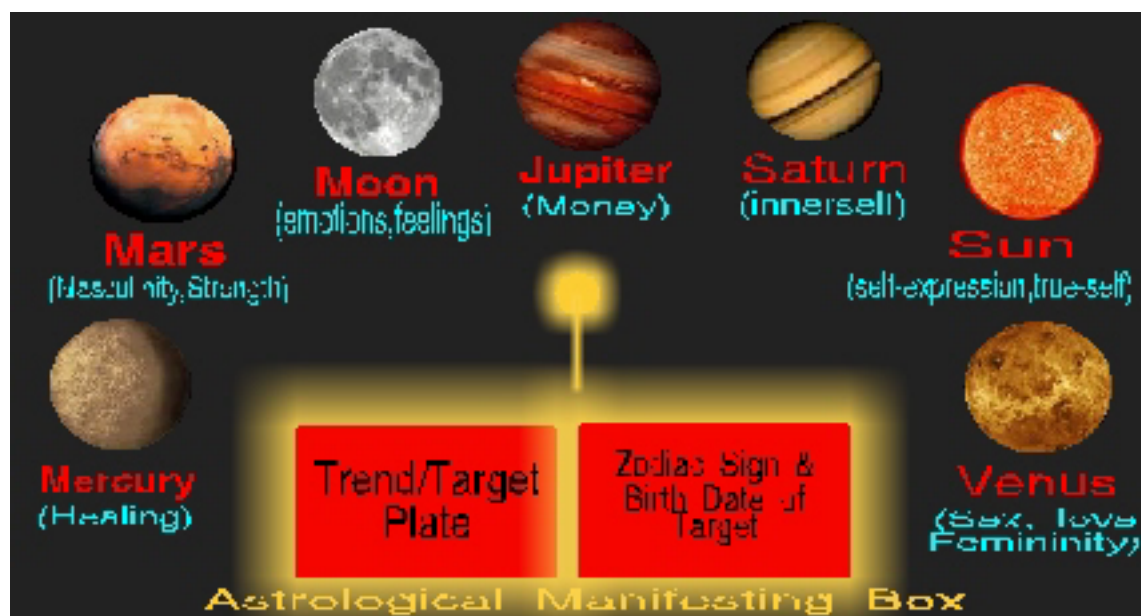
This following device focuses and taps into this idea of using the various planetary energies, to increase the potential of outcomes to go in our favor. As you'll see, as you look at the following diagram, each planet has characteristic energies, such as Jupiter has a monetary influence on people, Venus has sex, love influencing energies on people. What this symbolic device does is tap into this planetary energy, add it to a written statement and then send it to a specific person, to influence them according to the planetary energy and written statement. So print out the following diagrams, the diagram and the red arrow.

Once they're printed out, cut out the two patterns and then take a piece of cardboard and either glue or scotch tape a piece of cardboard to the back of them. Cut the cardboard to match the shape of the diagram and the red arrow, as best as possible. Then take a brass fastener, you can get a box of 100, for about a buck or two, at any stationary store. If you don't have cardboard or fasteners handy, you can just place the arrow, between the center gold ball and the planet, whose energy you want to tap into.

You'll notice two squares, at the bottom of the diagram, one says trend/target and the other says birth sign and birthday date. A trend is simply a statement of intent, such as, "I am now self-confident" or "I am now wealthy". Take two pieces of paper, on one write what you intend to have be made manifest and then choose a target, which is a person, place or thing. Choose your target, if it's yourself, then write your name on the piece of paper. If it's someone or something else, then write their name on the piece of paper.

Now place the trend paper on top of the target paper and place the two of them on the trend/target square. Now take another piece of paper and write the astrological sign and then the birthdate of your target. If it's yourself, write your astrological sign and then birthdate on the paper and place it on the square marked for it.

Now choose which planet best represents the energy of your trend. If it's money you want, then you would point the red arrow towards the planet Jupiter. If it's healing you want, then you would place the red arrow towards the planet Mercury. That's all that there is to it. Leave the set-up, on a desk, in a drawer, under your bed, until you achieve your intended manifestation of your trend/target.





Magic Rune Manifesting Device

This device/diagram is similar to the astrological diagram, with the exception being that instead of using the planetary energies to fuel your trend/target, you're going to be using the power/magik of the Rune alphabet to energize your trend/target instead. If you're not familiar with the Rune alphabet, you can find plenty of information on the Runes, on the internet. I placed a brief definition of each letter, underneath it, on the diagram.

In a nutshell, each letter of the Rune alphabet represents a certain characteristic, outcome or power that's associated with it. By tapping into this energy of the letter, we as human beings can access a whole power base of etheric energy, that's been in existence for literally thousands of years.

You can experiment with each letter, by writing a trend out, then turning the dial of the machine to experience the power of each letter if you choose.

So print out the two diagrams, the device and then the dial. Cut them out and either paste or scotch tape cardboard to the back of them. Then take a fastener and affix the dial to the center circle for your tuning mechanism.

Then as with the previous device, write out your trend, write out your target. The only difference with this diagram, is that you'll be using separate pieces of paper for your respective trend and target. So you'll be sending energy from your trend, to your target. Then choose what Rune letter, best represents your trend/target set-up.

Once again leave the set-up somewhere, until your intended manifestation occurs.





6th Sense Money Activator

This diagram has only one purpose and that is to give the psionic practitioner, a wealth consciousness, that state of mind that effortlessly brings money into the life of the person who possesses, such a mindstate. On this diagram, you're going to be using the idea of a "stick pad", to either tune yourself or someone else, into tapping into and developing a "wealth consciousness". Once you've printed out the diagram and the 3 dials, glued cardboard to the back of them and have it all set-up, choose who you want to give a "wealth consciousness" to. If it's yourself, either write out your name or affix a picture of yourself to the square marked, "Your Full Name". You put a picture of yourself and write your name also. It's a good idea to use either scotch tape or a paper clip, to hold your written name/picture to the square, as the diagram will move around as you use the "stick pad" to get a tuning for a wealth consciousness.

This diagram is already energized/tuned into the idea of a "wealth consciousness". So all you are going to be doing, is tuning into yourself, tapping the ether into developing, within your own mind, a "wealth consciousness".

So once this is all set-up, place your index finger, of either hand to the "stick pad". Now as you do this starting with the dial, furthest to the left, begin to turn the dial, until you get an intuitive feeling, that it's in tune to the energy of the diagram. If you're new to this, it'll take a little practice. What you're doing is looking for an inner feeling inside, where you get the feeling that the dial is in tune for your target, getting a wealth consciousness. Go through all the dials, until you've gotten that intuitive feeling, that each dial is in-tune.

This idea of tuning, will be in the ballpark of being in-tune, so don't get overly concerned that you're not doing it correctly. Just go through each dial, with your index finger of either hand on the stick pad, as your other hand turns the dial, looking for that intuitive feeling in your solar plexus, that it's in tune.

Once you've done this, leave it set-up until you've achieved your desired results



Dial #1



Dial #2



Dial #3



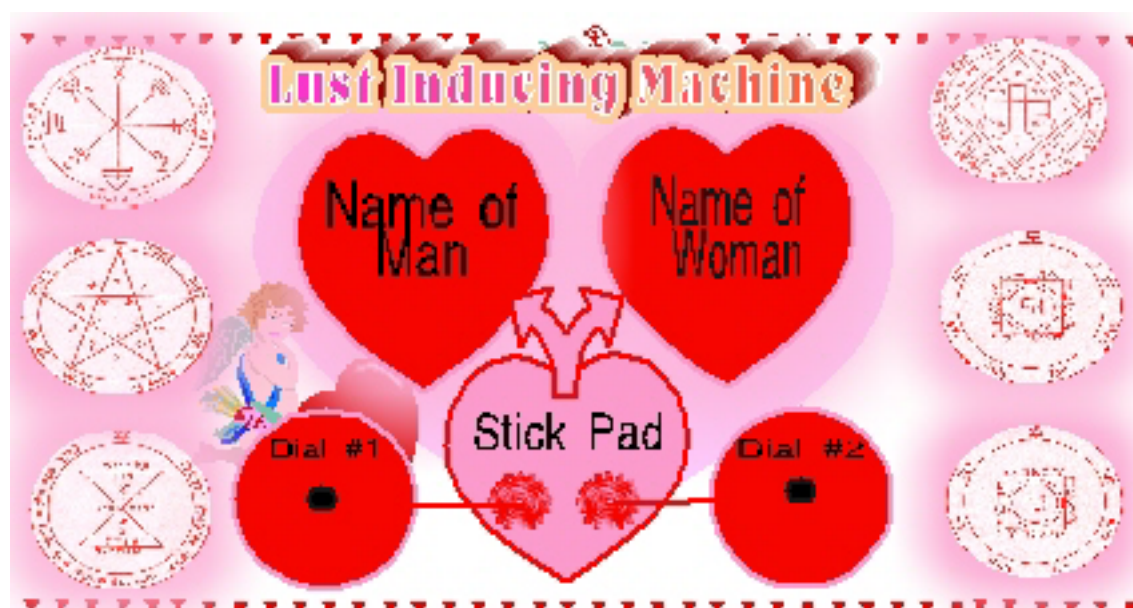
Lust Inducing Machine

This is another pre-energized diagram. It also has only one intended outcome for the psionic practitioner and that is to, induce lust, sexual desire, love, between a man and a woman. What you do, is choose a man, you want to sexually influence, if you're a woman or a woman you want to sexually influence, if you're a man. Write the name of the man, on one piece of paper and put on the square marked for the man. Then do the same for the woman and place that piece of paper on the square marked for the woman. Of course, you follow the same instructions for printing out the diagram and setting it up, as with the previous diagrams.

With everything set-up, you then put your index finger on the stick pad, as you turn first one dial, looking for that intuitive feeling in your gut, then the do the other dial.

As far as using this diagram for influencing someone you don't know, but would like to know, just write a description of them and place it on the appropriate square, either for a woman or a man.

That's it, leave the set-up somewhere, until you achieve the desired results





Dial #1



Dial #2



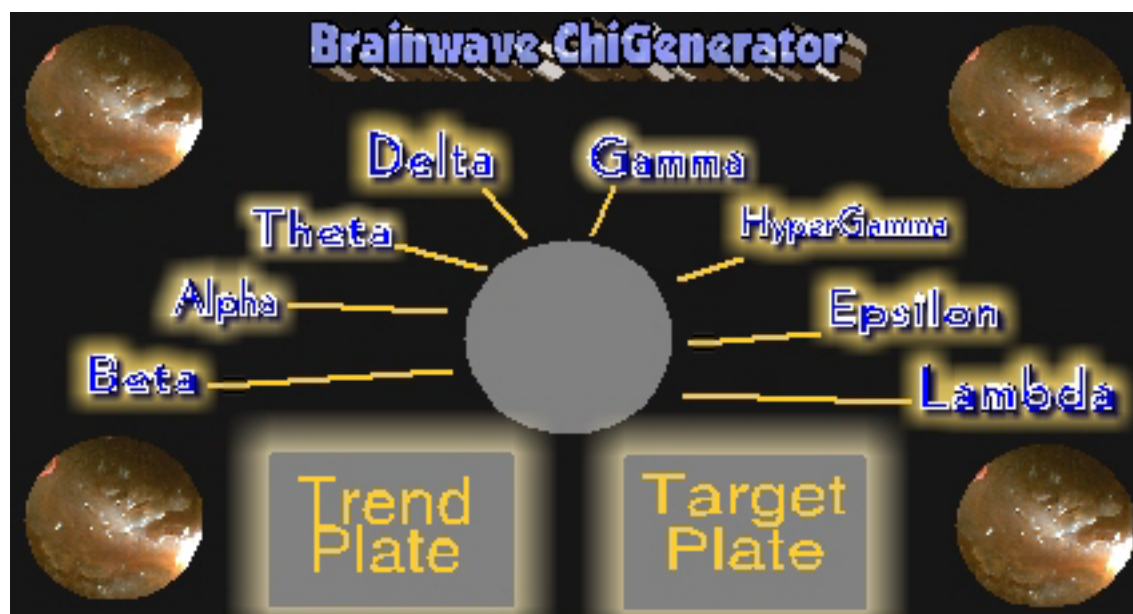
Brainwave Chi-Generator

This diagram is designed to use the idea of various "brainwave states", to help influence, either your own mind or that of your chosen target. The term "chi-generator" is the name given to any type of device, whether it be a diagram like this one or an actual physical device, that helps generate "orgone energy". This energy is a type of "life force" that can be manipulated by human thought and used to influence on the invisible planes of reality, desired outcomes on the invisible and visible planes of reality. What we're going to do, is use the combination of brainwaves and orgone energy, to help induce desired change, in ourselves or our chosen target.

So print out the diagram and the dial. Then follow the procedure of setting it up, with the dial affixed to the center of the grey circle in the middle of the brainwave chigenerator diagram. You'll notice that there are various brainwave names, surrounding the center grey circle. What you're going to do, is write out your trend on a piece of paper and place it on the trend plate, then do the same for the target, writing out the name of the person, who you wish to influence with the trend, on the target plate. If it's yourself, then write out your own name and place it on the target plate.

Then choose what "brainwave state", you want to help induce a consciousness change in your target. If you're unfamiliar with the various brainwave states of mind, then I suggest that you do an internet search for the definitions and meanings of each brainwave state of mind. Choose the brainwave state, by turning the dial, until it matches up with the gold line, leading to the brainwave state you want.

Leave the set-up somewhere, until you achieve your desired results.



Dial



So there you have it, a basic introduction to the use of psionics. Remember, all these devices, whether they be symbolic diagrams such as those you have here or a real physical device are but an extension of your mind. Keep this thought in mind, at all times when using psionics. If you focus on the positive, you'll get the positive. If you focus on the negative, then your results will be less than great.

Also, when choosing something that you want to bring about in your life, make sure that you really do want it. If you don't, then on the surface you'll be trying to attain it, while deep inside, where it really matters, you'll be self-sabotaging all your desired outcomes.