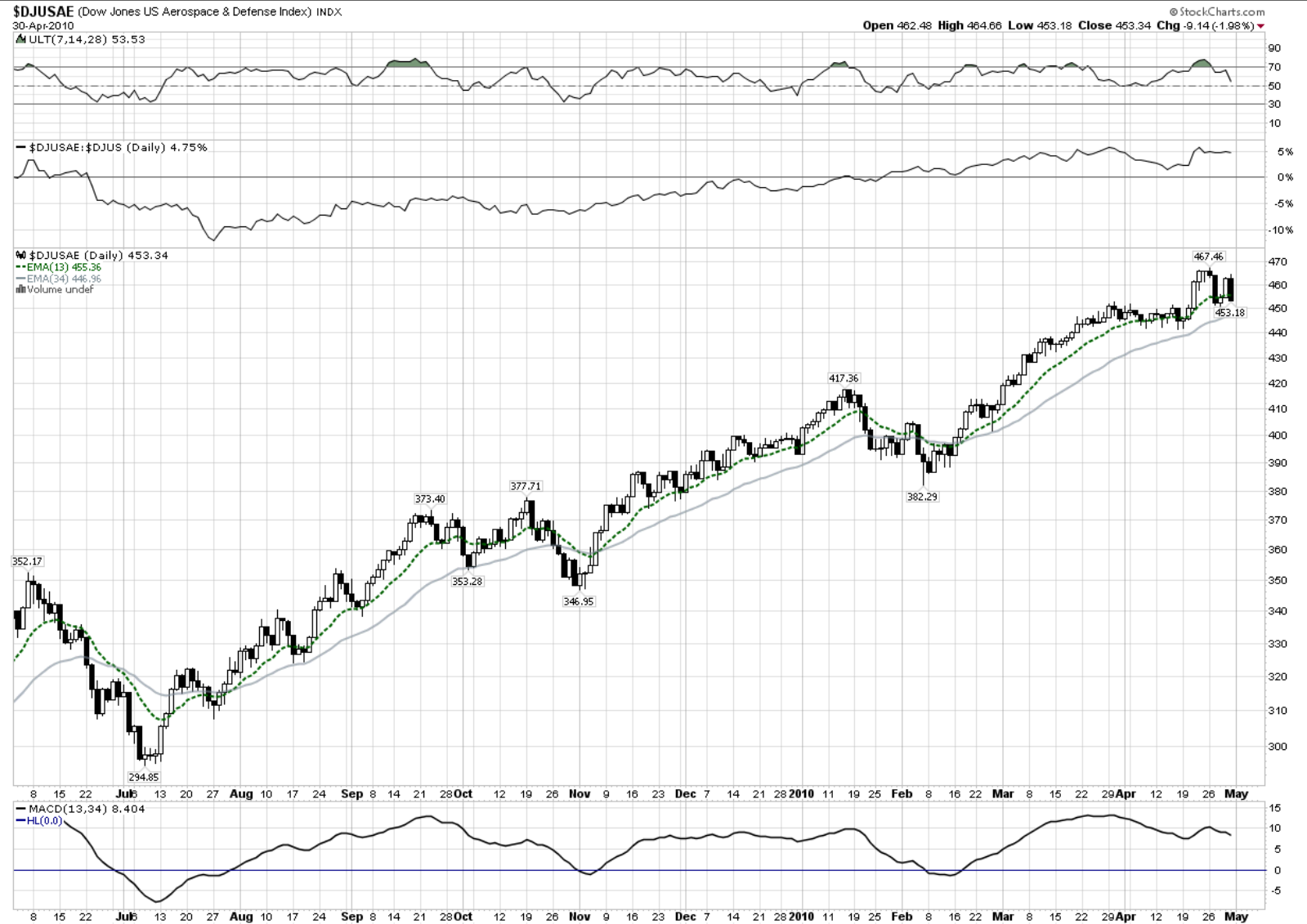




Font Size:



\$DJUSAF (Dow Jones US Delivery Services Index) INDX

30-Apr-2010

▲ ULT(7,14,28) 53.92

© StockCharts.com  
Open 562.77 High 567.09 Low 554.00 Close 555.02 Chg -7.48 (-1.33%) ▼





\$DJUSAG (Dow Jones US Asset Managers Index) INDX

30-Apr-2010

▲ ULT(7,14,28) 47.78

Open 121.23 High 121.24 Low 118.26 Close 118.33 Chg -2.90 (-2.39%) ▼

© StockCharts.com



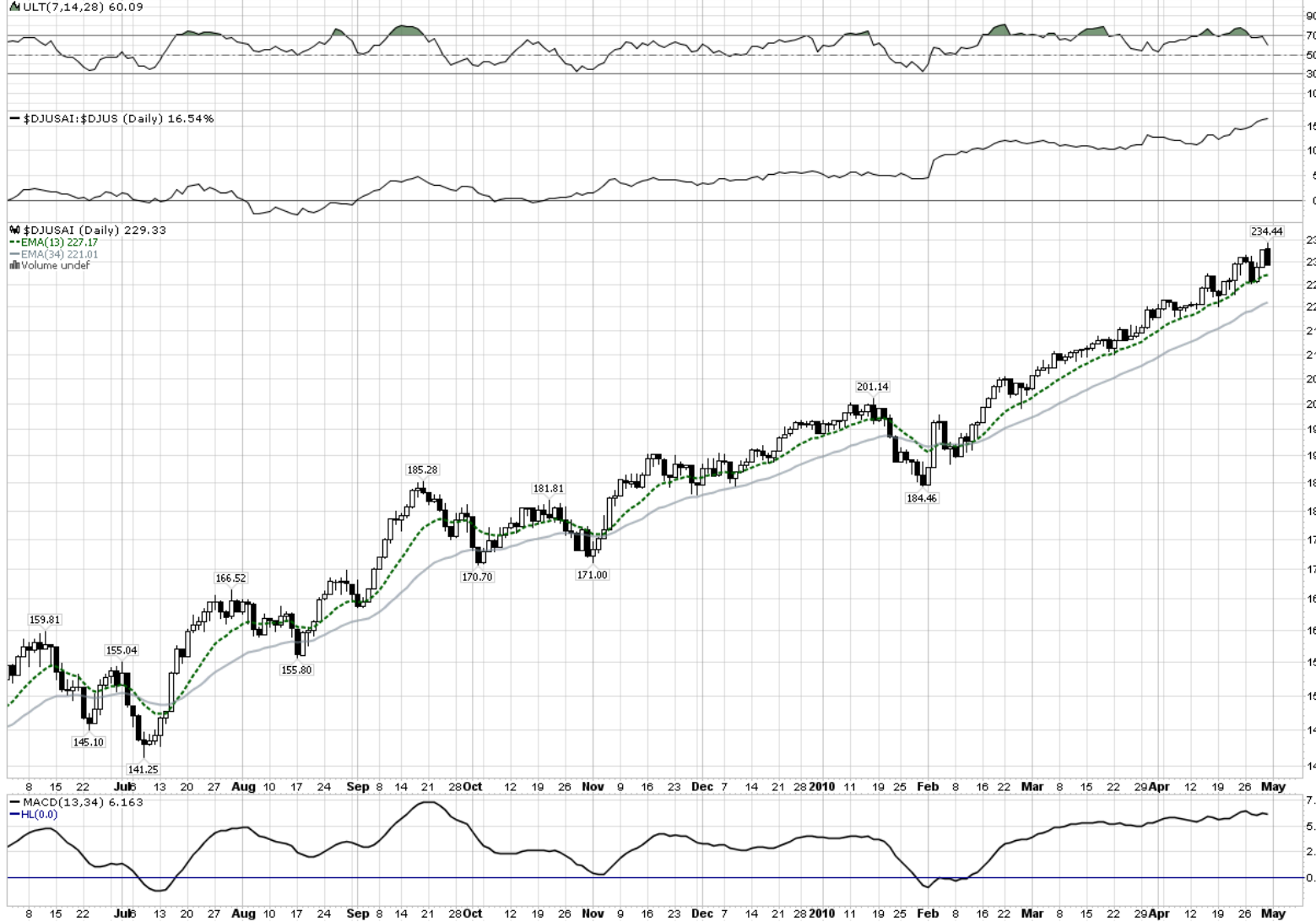
\$DJUSAI (Dow Jones US Electronic Equipment Index) INDX

30-Apr-2010

▲ ULT(7,14,28) 60.09

Open 233.08 High 234.44 Low 229.33 Close 229.33 Chg -3.44 (-1.48%)

© StockCharts.com



\$DJUSAL (Dow Jones US Aluminum Index) INDX

30-Apr-2010

▲ ULT(7,14,28) 44.99

Open 111.24 High 111.70 Low 108.51 Close 109.05 Chg -2.16 (-1.94%)

© StockCharts.com

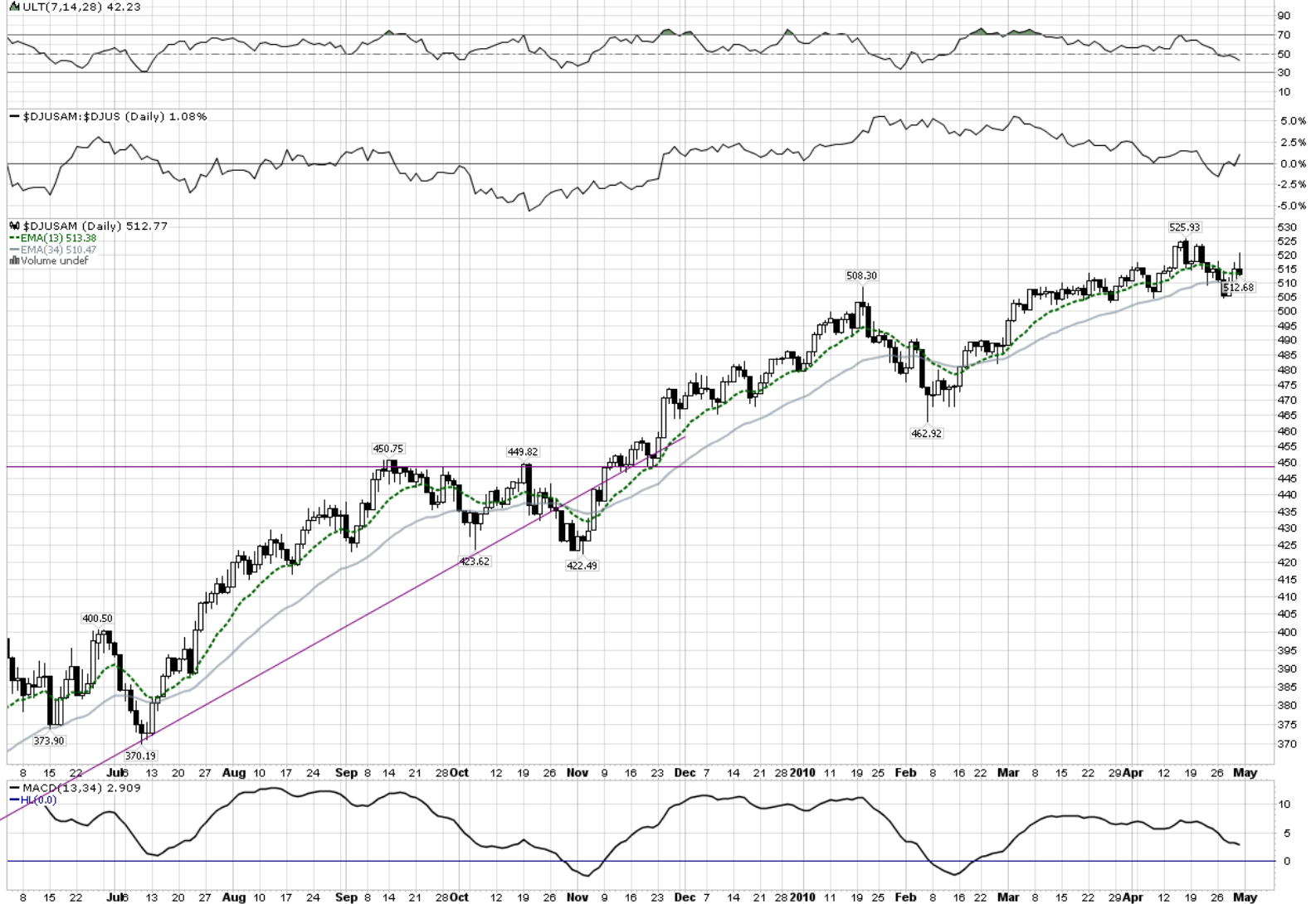


**\$DJUSAM** (Dow Jones US Medical Equipment Index) INDX

30-Apr-2010

▲ ULT(7,14,28) 42.23

© StockCharts.com  
Open 514.79 High 520.68 Low 512.68 Close 512.77 Chg -2.08 (-0.40%) ▼



**\$DJUSAP** (Dow Jones US Automobiles & Parts Index) INDX

30-Apr-2010

▲ ULT(7,14,28) 47.02

Open 194.61 High 196.42 Low 188.32 Close 188.55 Chg -6.06 (-3.11%)

© StockCharts.com

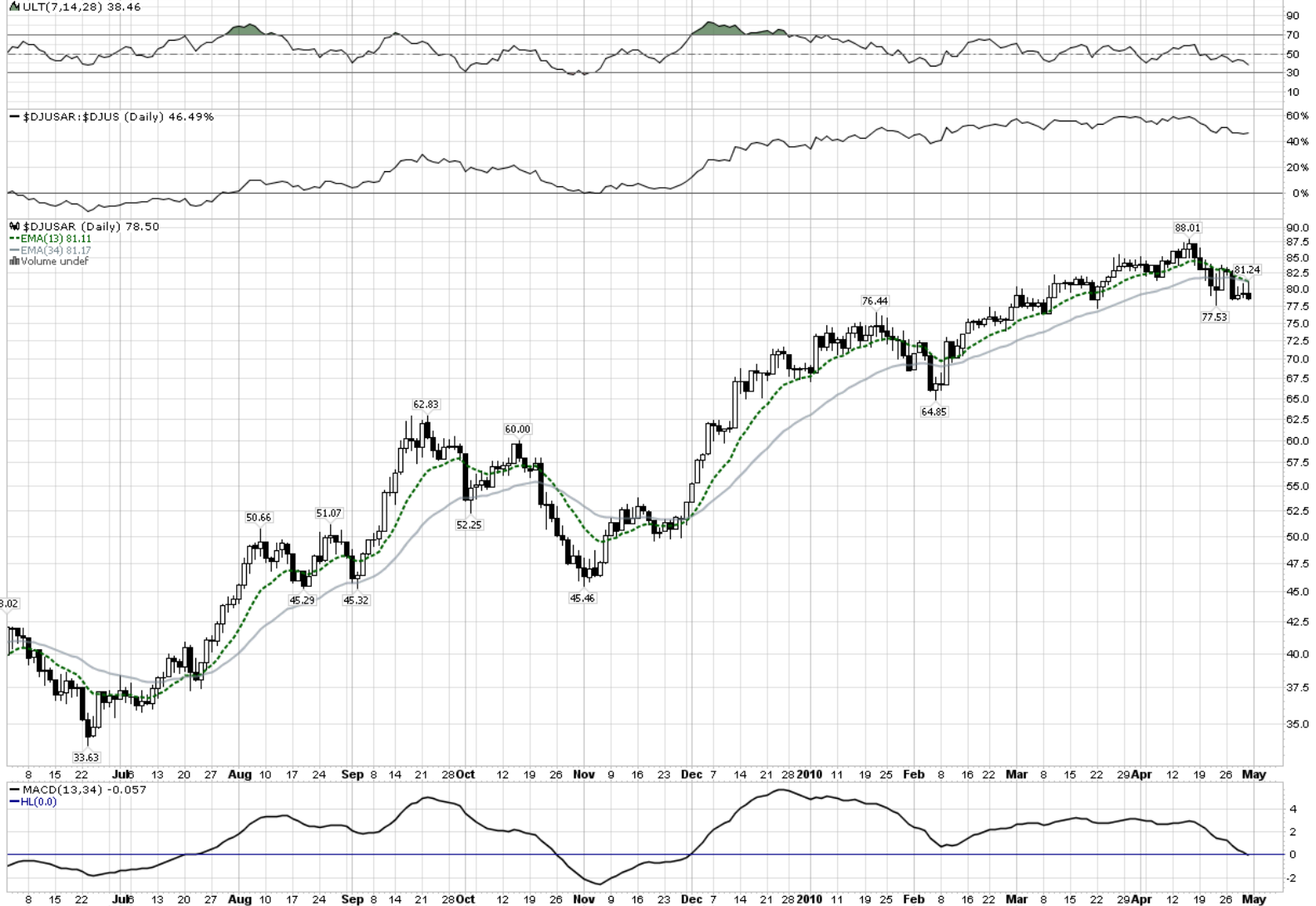


\$DJUSAR (Dow Jones US Airlines Index) IND.X

30-Apr-2010

▲ ULT(7,14,28) 38.46

© StockCharts.com  
Open 79.36 High 81.24 Low 78.44 Close 78.50 Chg -0.85 (-1.07%) ▼



**\$DJUSAS** (Dow Jones US Aerospace Index) INDX

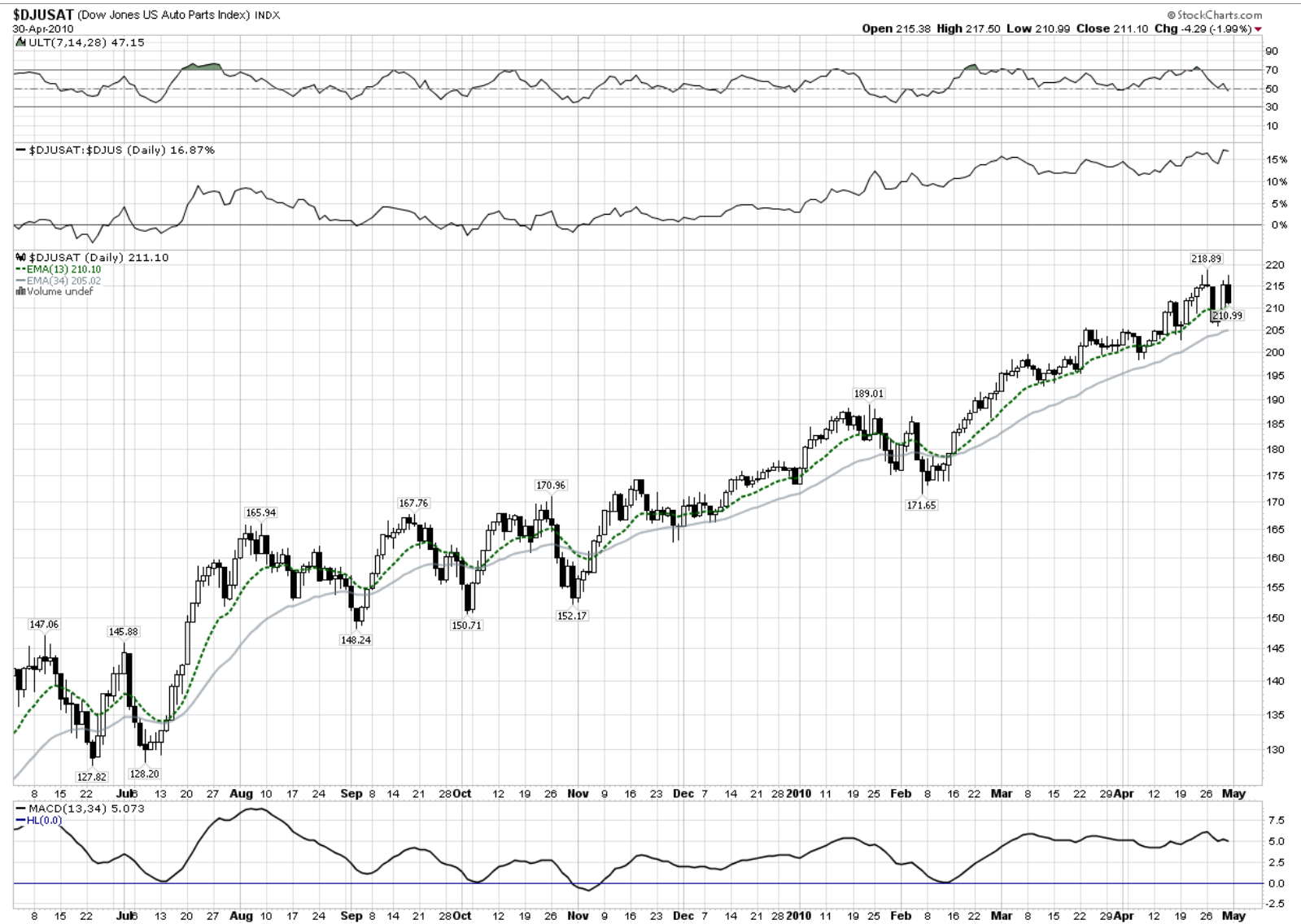
30-Apr-2010

▲ ULT(7,14,28) 52.96

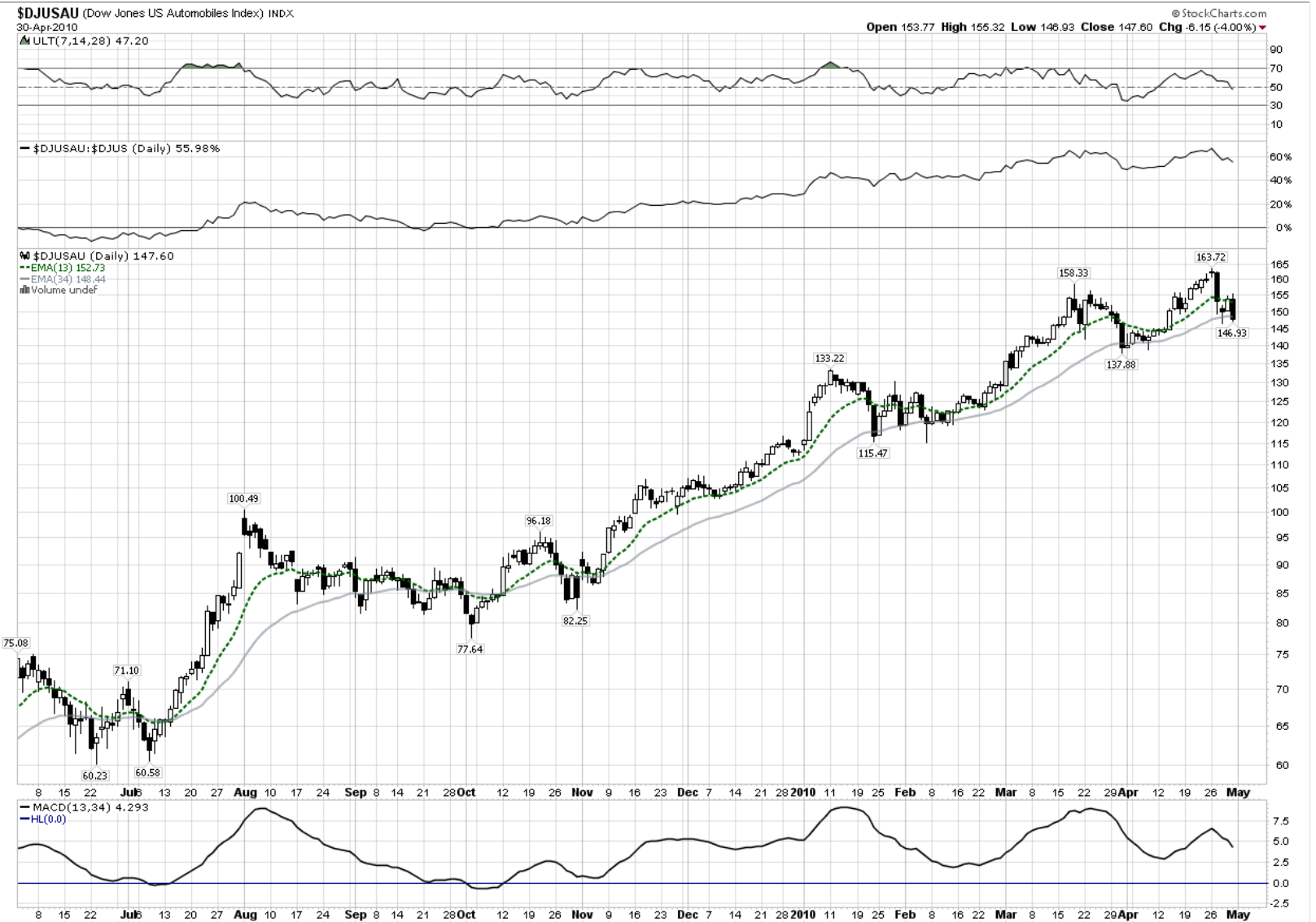
Open 509.44 High 512.51 Low 498.89 Close 499.20 Chg -10.25 (-2.01%) ▼

© StockCharts.com









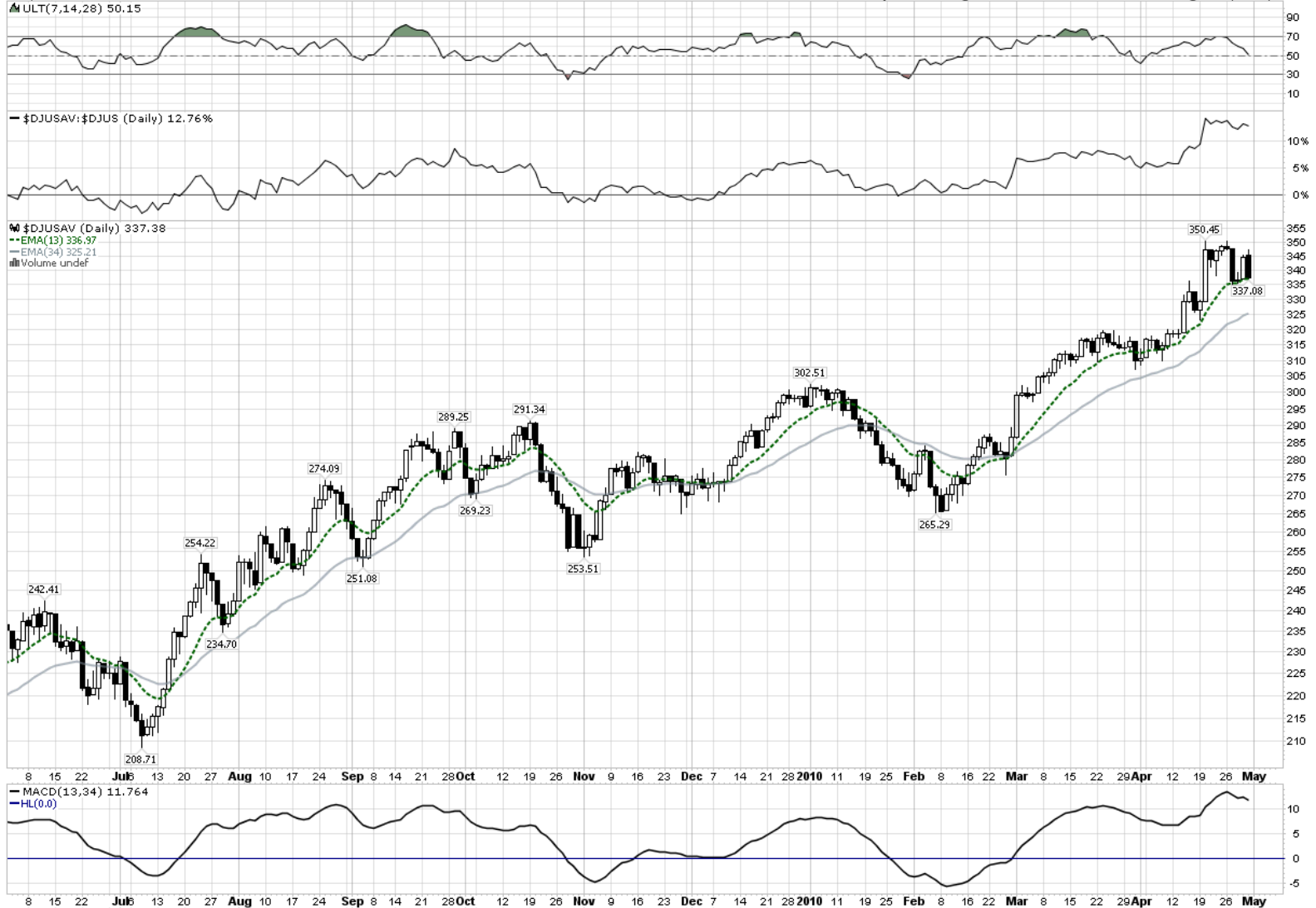
**\$DJUSAV** (Dow Jones US Media Agencies Index) INDX

30-Apr-2010

▲ ULT(7,14,28) 50.15

Open 346.37 High 347.30 Low 337.08 Close 337.38 Chg -7.20 (-2.09%)

© StockCharts.com



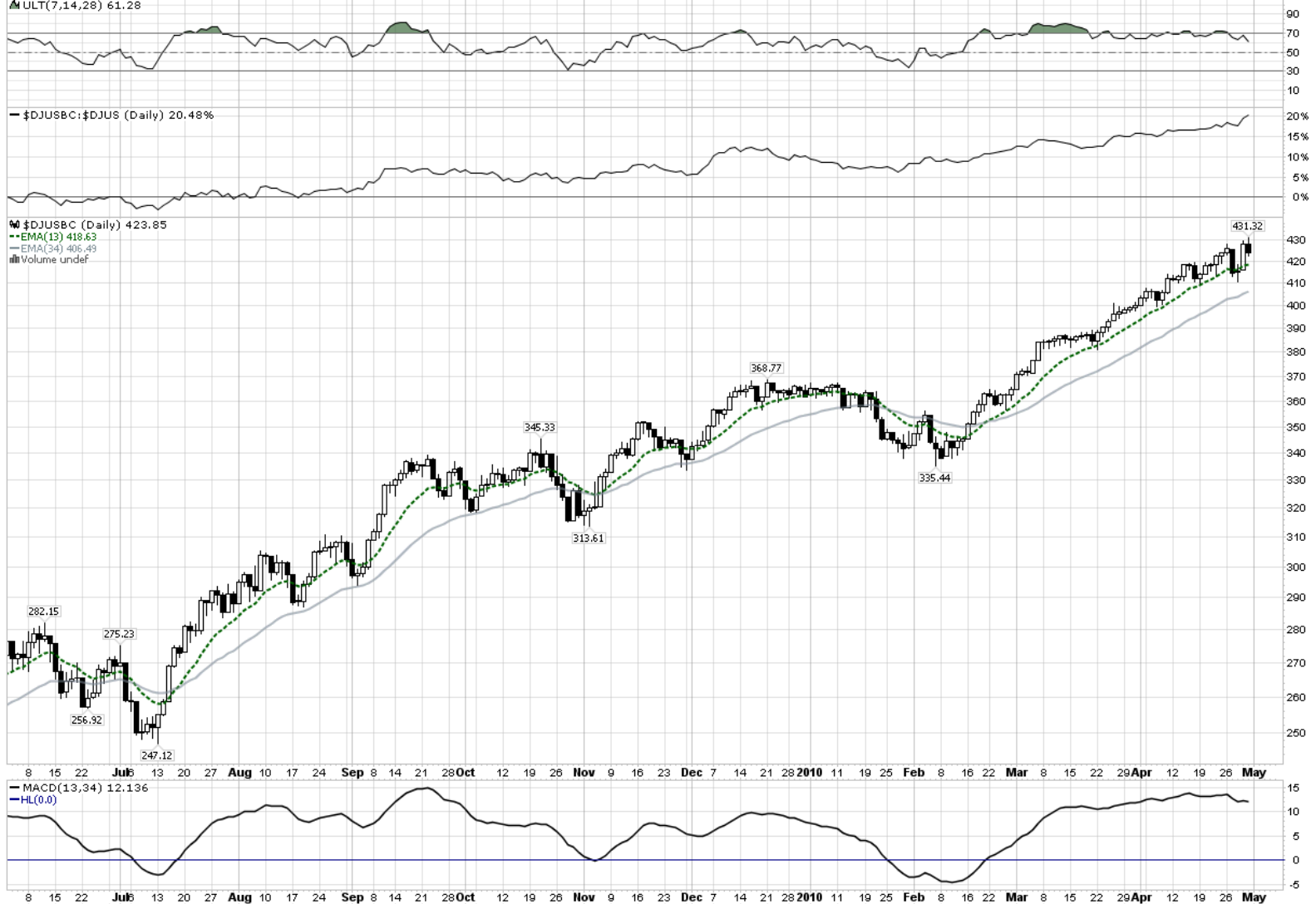
**\$DJUSBC** (Dow Jones US Broadcasting & Entertainment Index) INDXX

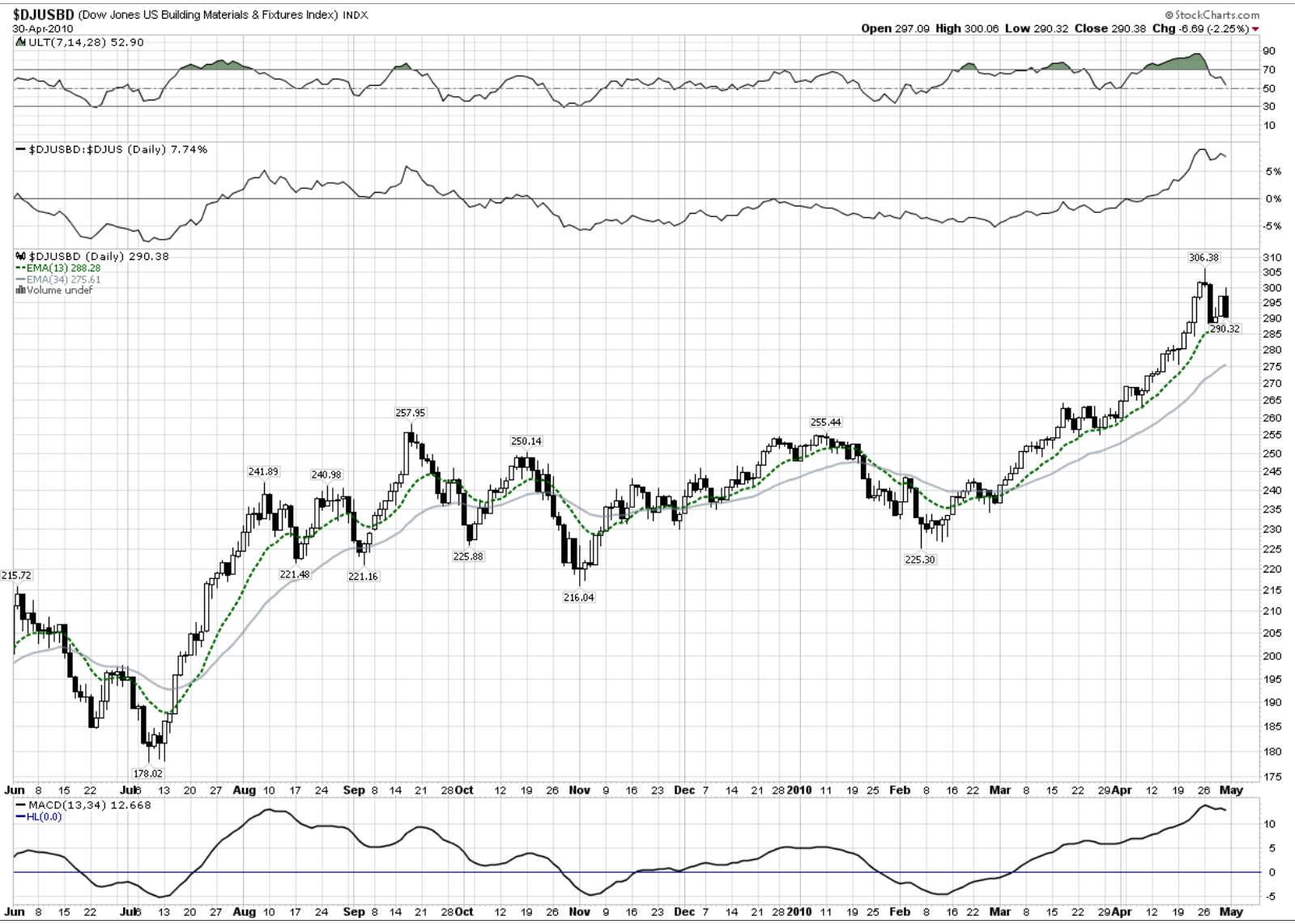
30-Apr-2010

© StockCharts.com

▲ ULT(7,14,28) 61.28

Open 428.19 High 431.32 Low 422.67 Close 423.85 Chg -4.35 (-1.02%) ▼





\$DJUSBE (Dow Jones US Business Training & Employment Agencies Index) INDX

30-Apr-2010

▲ ULT(7,14,28) 41.98

Open 98.41 High 98.50 Low 95.51 Close 95.89 Chg -2.43 (-2.47%) ▼

© StockCharts.com

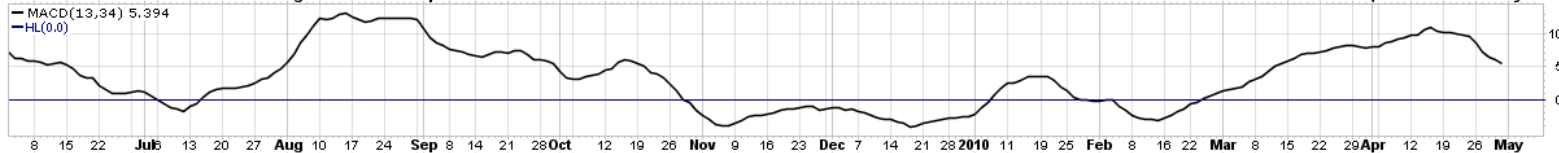
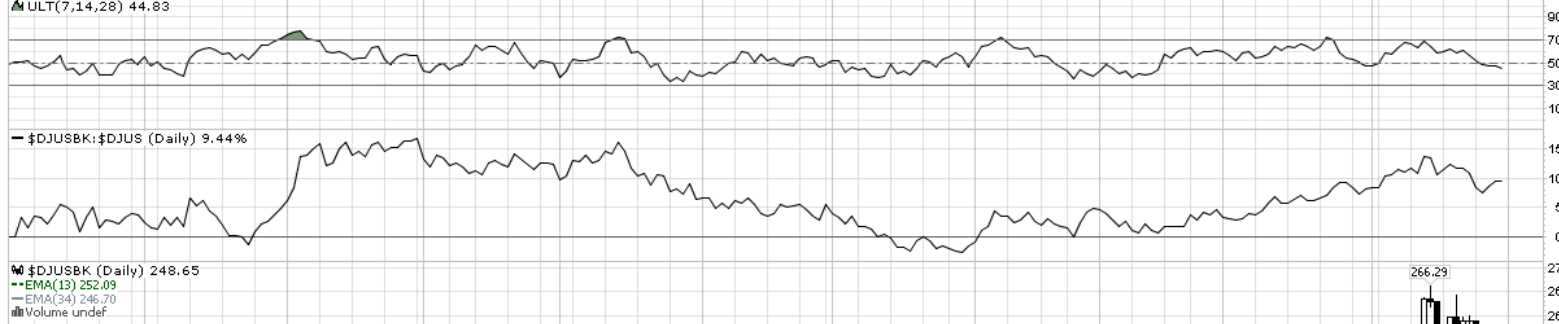


**\$DJUSBK** (Dow Jones US Banks Index) INDX

30-Apr-2010

▲ ULT(7,14,28) 44.83

© StockCharts.com  
Open 253.44 High 253.54 Low 248.05 Close 248.65 Chg -4.79 (-1.89%) ▼



**\$DJUSBM** (Dow Jones US Basic Materials Index) INDX

30-Apr-2010

▲ ULT(7,14,28) 48.29

Open 261.46 High 263.29 Low 255.80 Close 255.71 Chg -5.74 (-2.20%) ▼

© StockCharts.com



\$DJUSBS (Dow Jones US Basic Resources Index) INDX

30-Apr-2010

▲ ULT(7,14,28) 44.09

Open 253.18 High 255.75 Low 246.90 Close 247.55 Chg -5.62 (-2.22%) ▼

© StockCharts.com





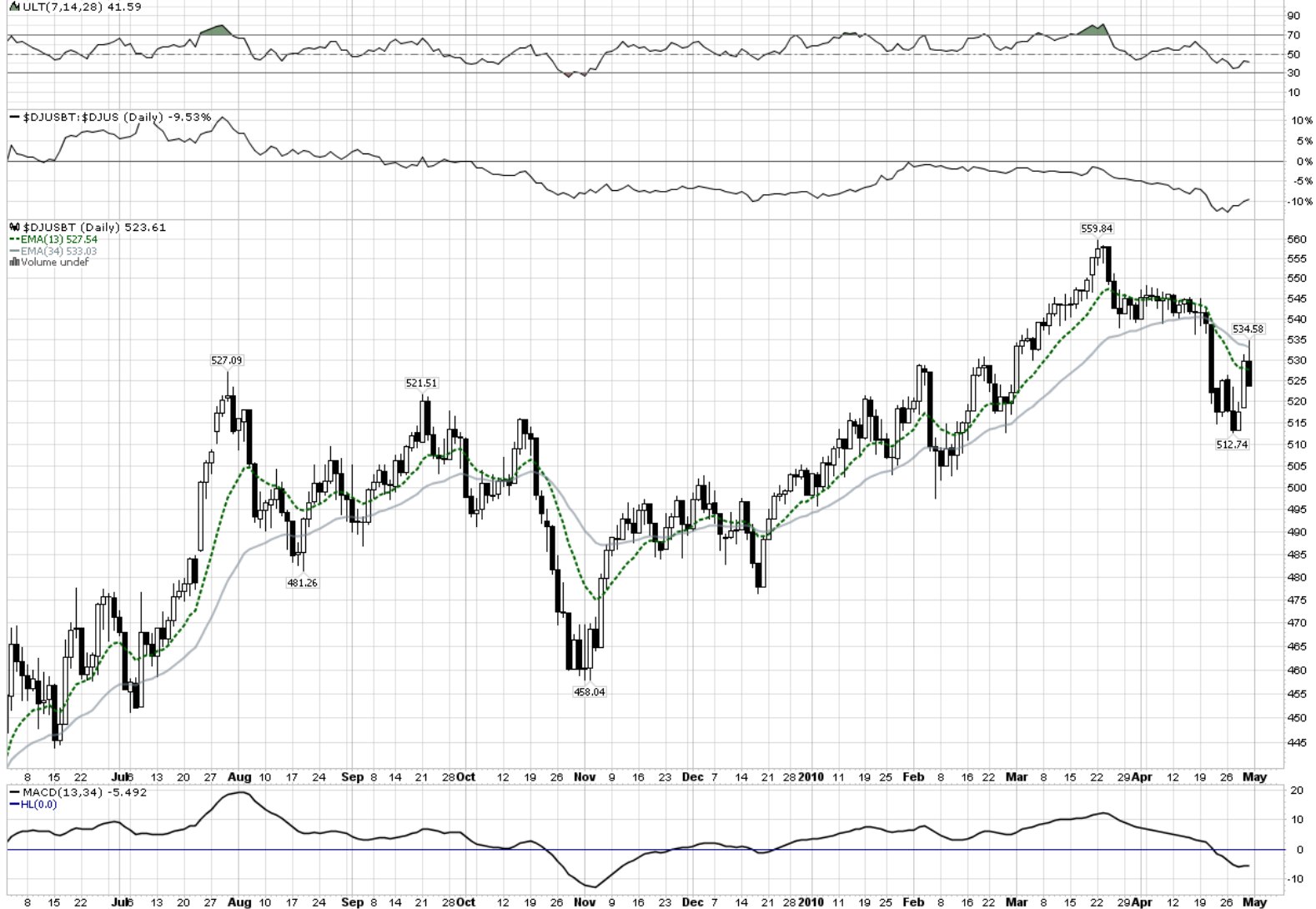
\$DJUSBT (Dow Jones US Biotechnology Index) INDX

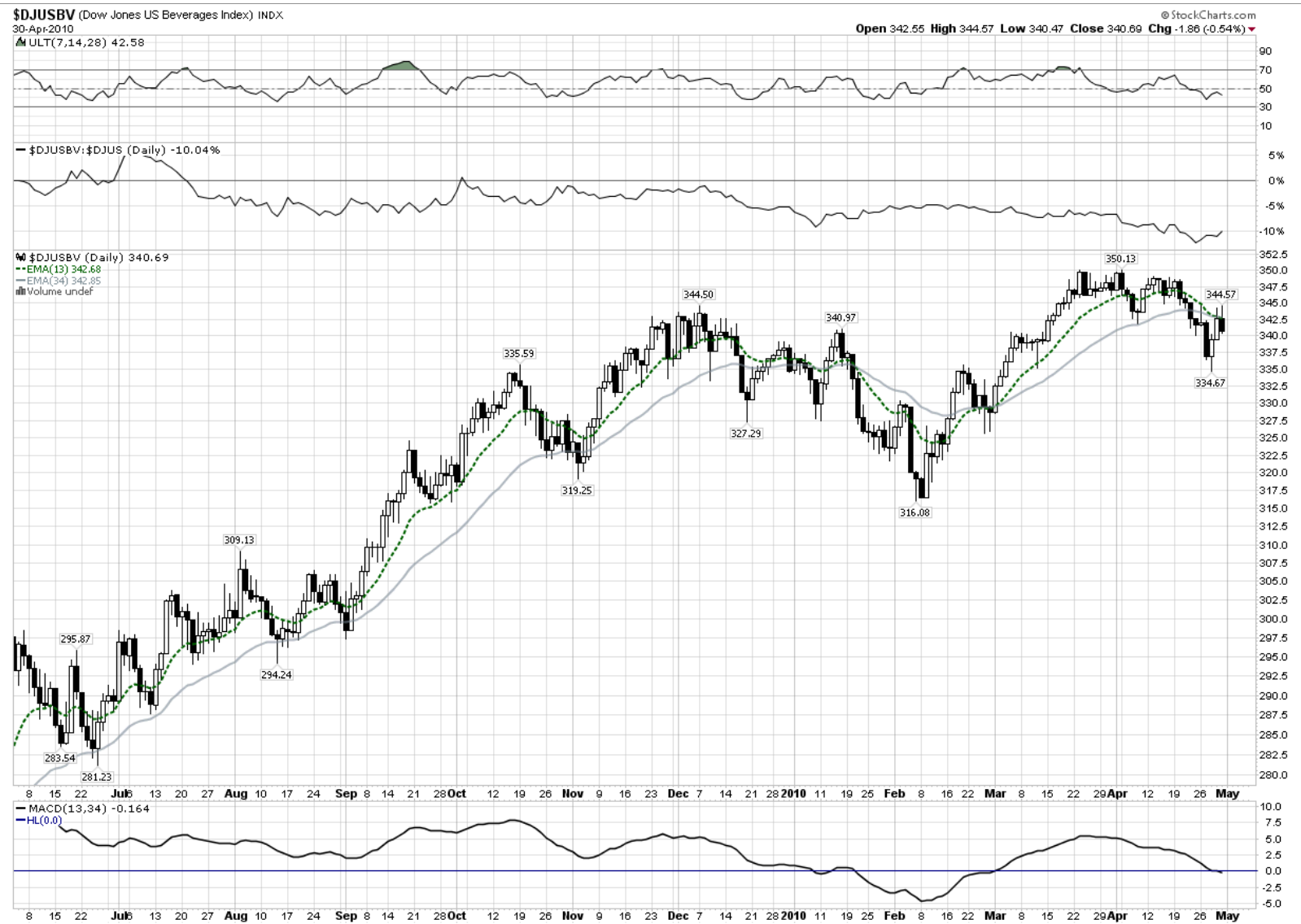
30-Apr-2010

ULT(7,14,28) 41.59

Open 529.56 High 534.58 Low 523.57 Close 523.81 Chg -5.92 (-1.12%)

© StockCharts.com





Data provided by: Thomson Reuters and IDC/Comstock  
Unless otherwise indicated, all data is delayed by 20 minutes  
© 1999-2010 StockCharts.com. All Rights Reserved.



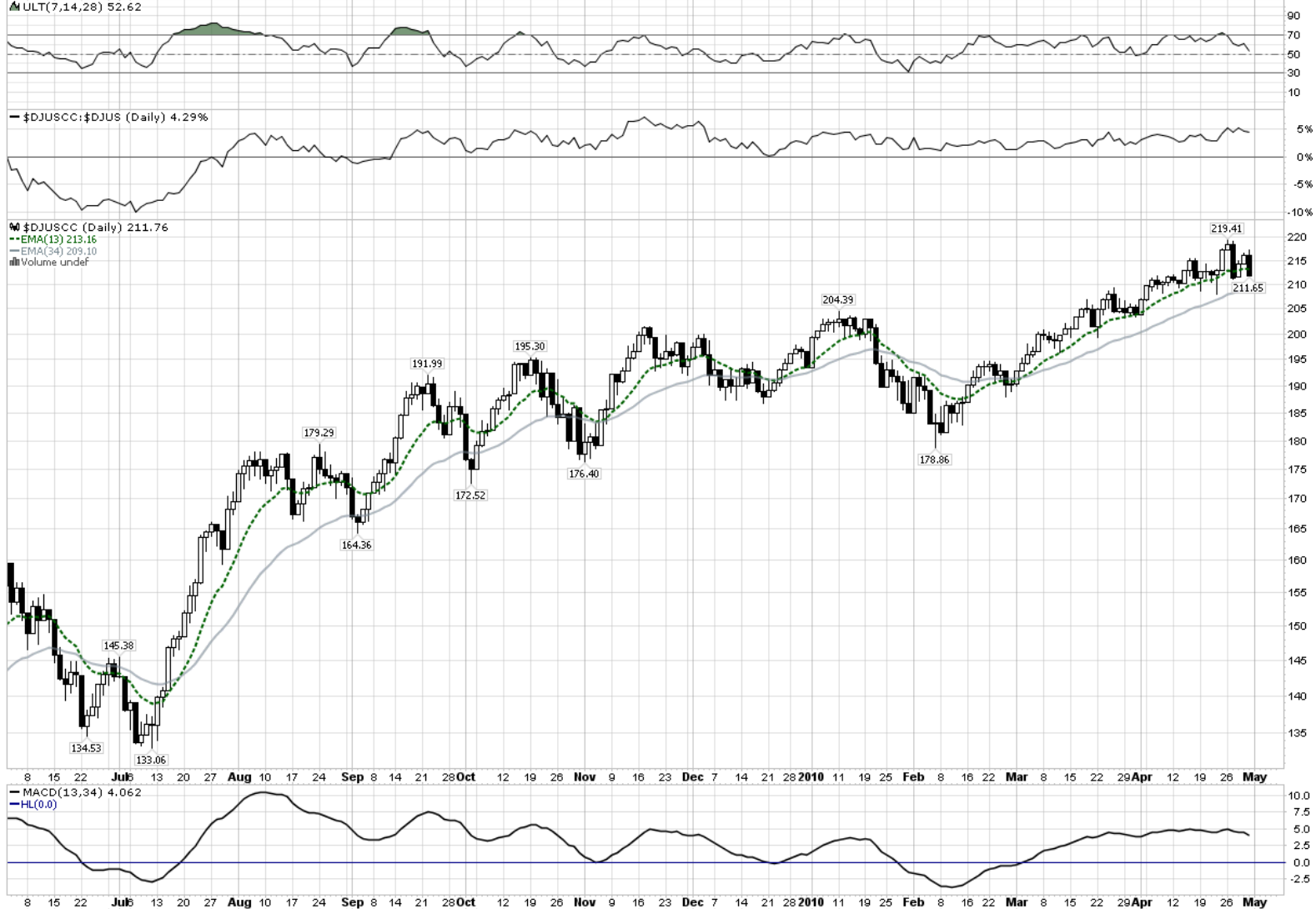
\$DJUSCC (Dow Jones US Commodity Chemicals Index) INDX

30-Apr-2010

▲ ULT(7,14,28) 52.62

Open 216.14 High 217.21 Low 211.85 Close 211.76 Chg -4.38 (-2.03%) ▼

© StockCharts.com



**\$DJUSCE** (Dow Jones US Consumer Electronics Index) INDX

30-Apr-2010

▲ ULT(7,14,28) 35.24

Open 483.07 High 486.78 Low 468.11 Close 468.44 Chg -14.88 (-3.08%)

© StockCharts.com



**\$DJUSCF** (Dow Jones US Clothing & Accessories Index) INDX

30-Apr-2010

▲ ULT(7,14,28) 44.01

© StockCharts.com  
Open 167.44 High 169.14 Low 162.14 Close 162.16 Chg -5.25 (-3.14%) ▼



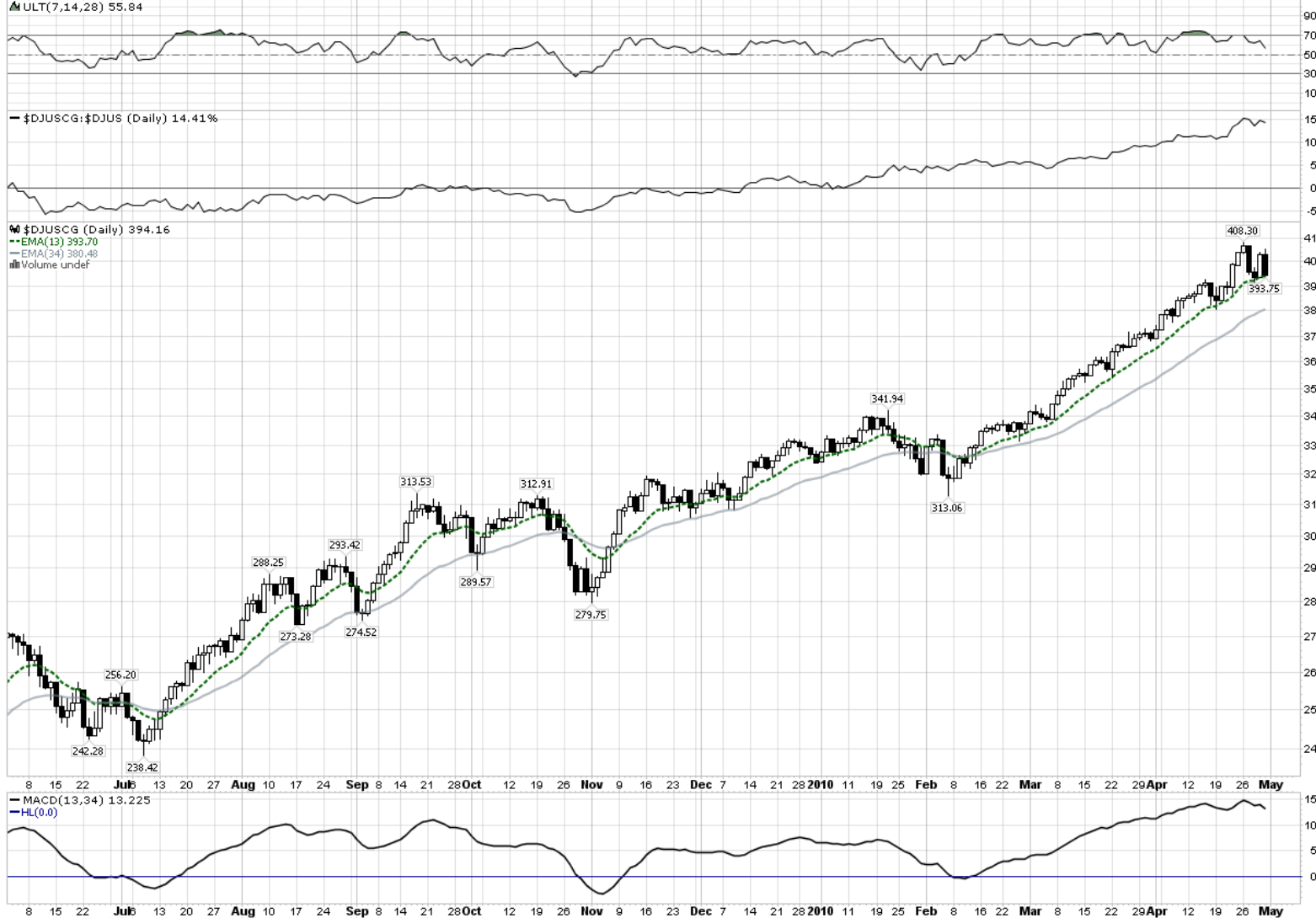
**\$DJUSCG** (Dow Jones US Travel & Leisure Index) IND.X

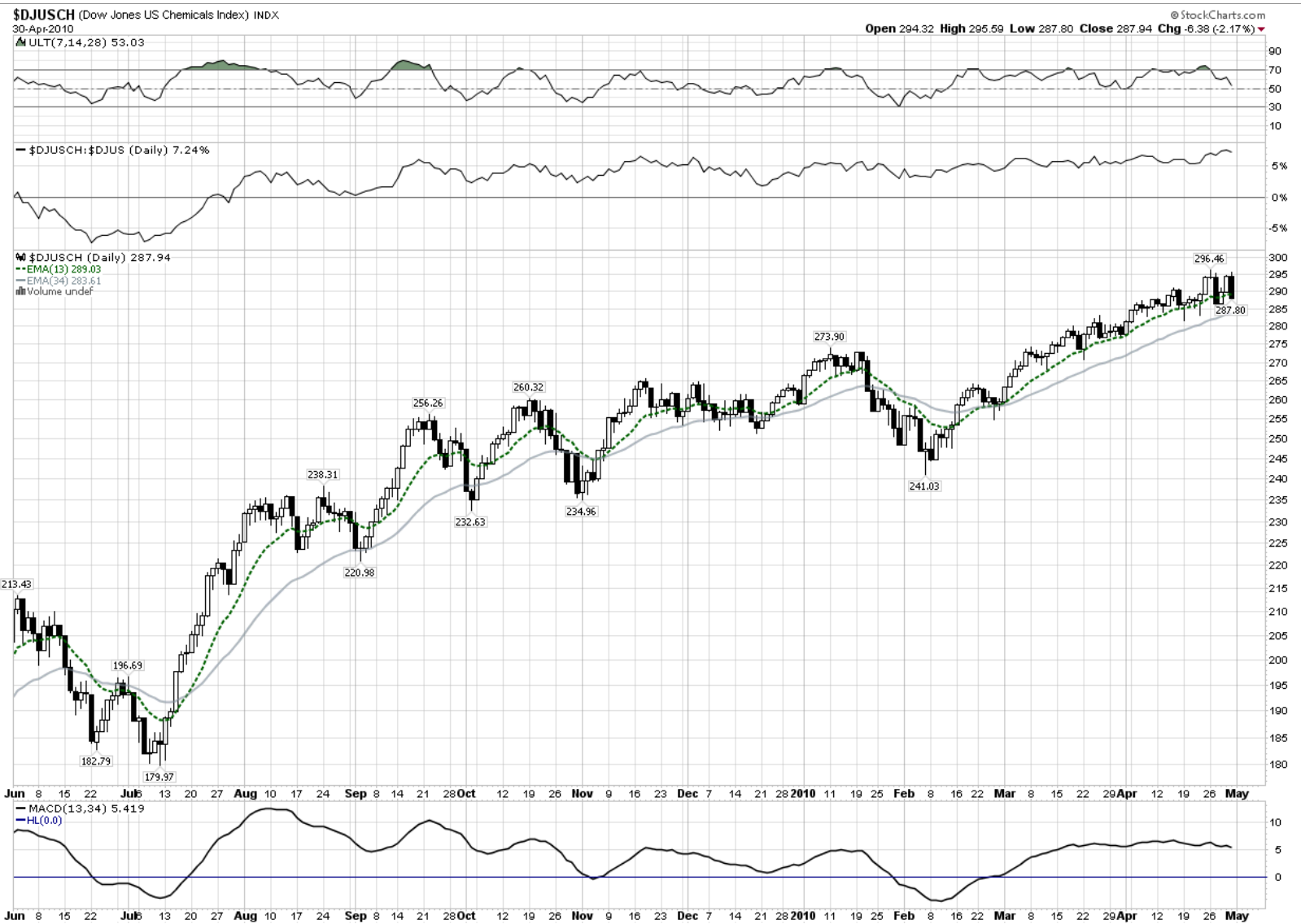
30-Apr-2010

▲ ULT(7,14,28) 55.84

Open 403.13 High 405.11 Low 393.75 Close 394.16 Chg -8.96 (-2.22%)

© StockCharts.com







\$DJUSCL (Dow Jones US Coal Index) INDX

30-Apr-2010

▲ ULT(7,14,28) 45.42

© StockCharts.com  
Open 354.92 High 359.34 Low 341.16 Close 343.25 Chg -10.89 (-3.08%) ▼



\$DJUSCM (Dow Jones US Personal Products Index) INDX

30-Apr-2010

▲ ULT(7,14,28) 47.03

Open 320.23 High 322.45 Low 318.29 Close 318.49 Chg -1.71 (-0.53%) ▼

© StockCharts.com



**\$DJUSCN** (Dow Jones US Construction & Materials Index) INDX

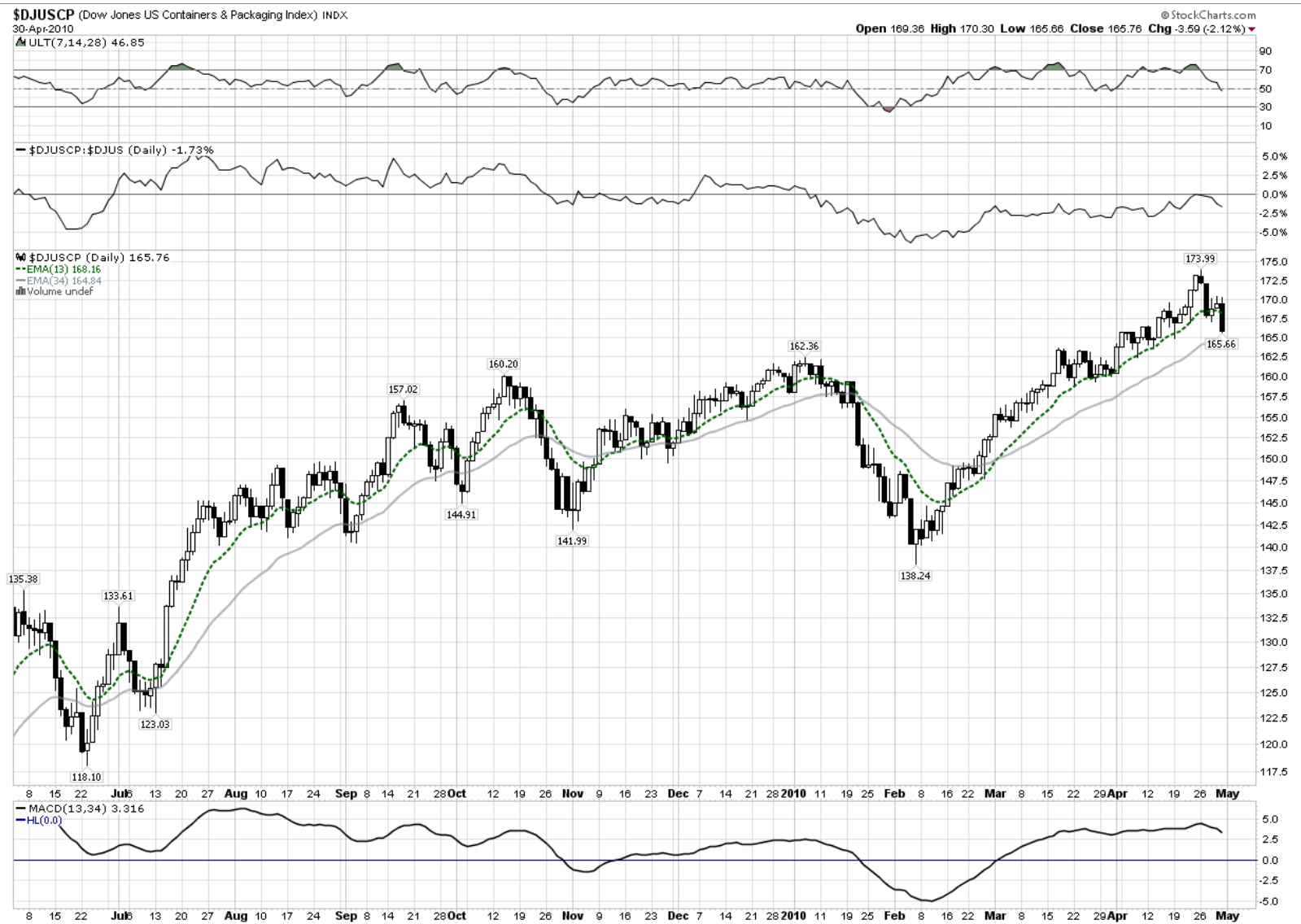
30-Apr-2010

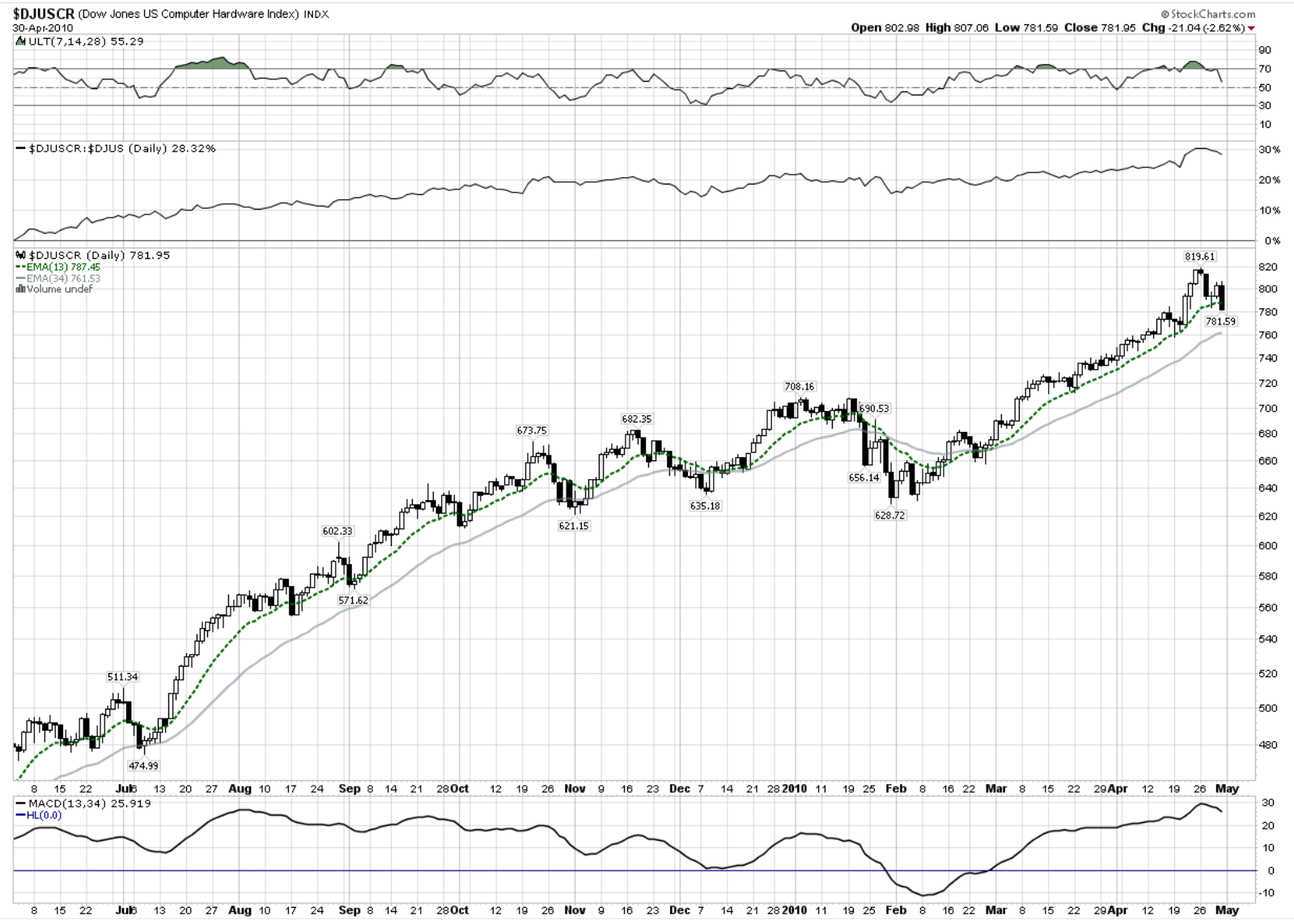
▲ ULT(7,14,28) 55.42

Open 307.94 High 309.43 Low 299.62 Close 299.68 Chg -8.23 (-2.67%) ▼

© StockCharts.com







**\$DJUSCS** (Dow Jones US Specialized Consumer Services Index) INDX

30-Apr-2010

▲ ULT(7,14,28) 40.30

© StockCharts.com  
Open 662.47 High 666.01 Low 650.18 Close 650.43 Chg -11.78 (-1.78%) ▼



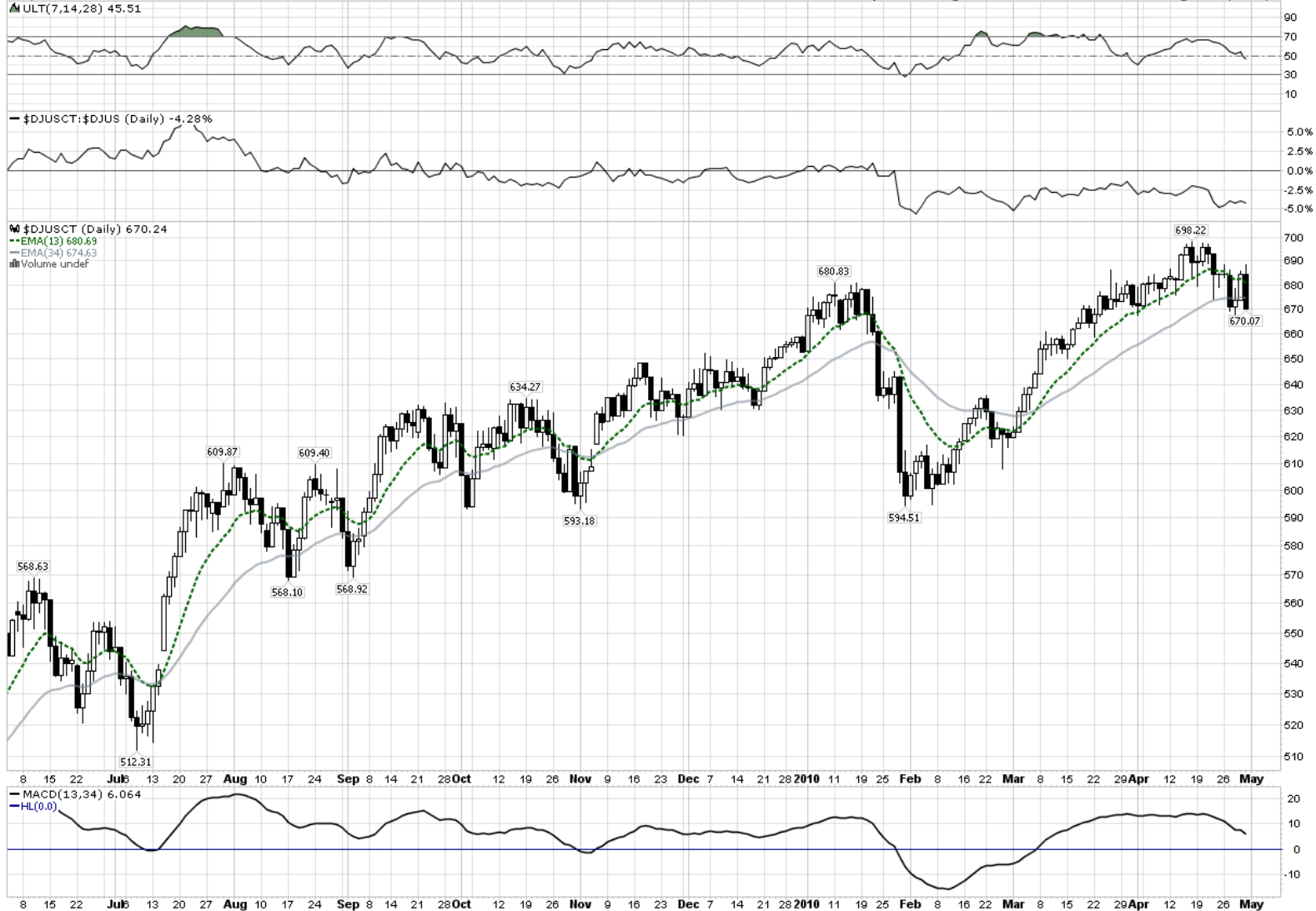
\$DJUSCT (Dow Jones US Telecommunications Equipment Index) INDX

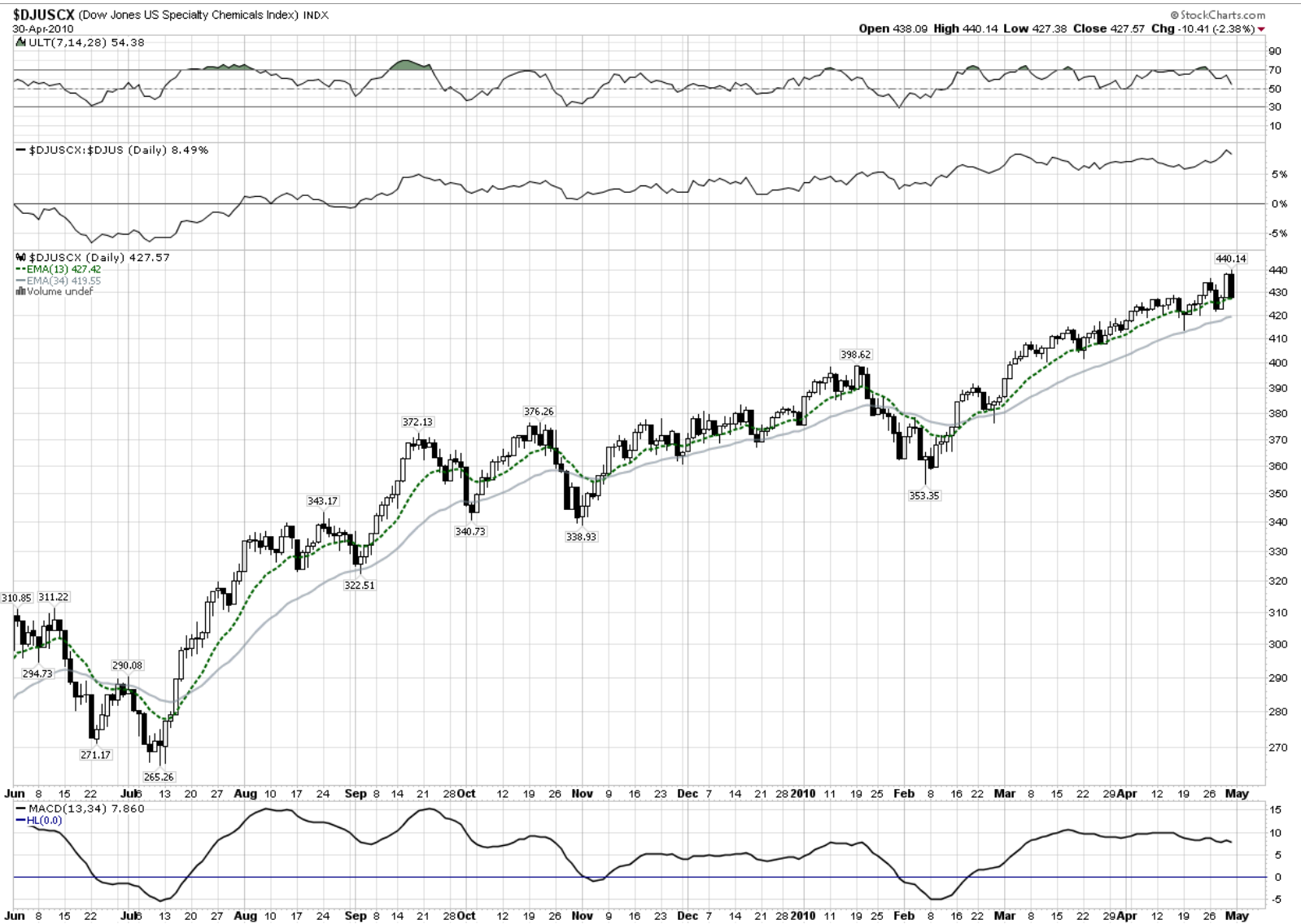
30-Apr-2010

▲ ULT(7,14,28) 45.51

Open 684.17 High 688.56 Low 670.07 Close 670.24 Chg -13.93 (-2.04%)

© StockCharts.com







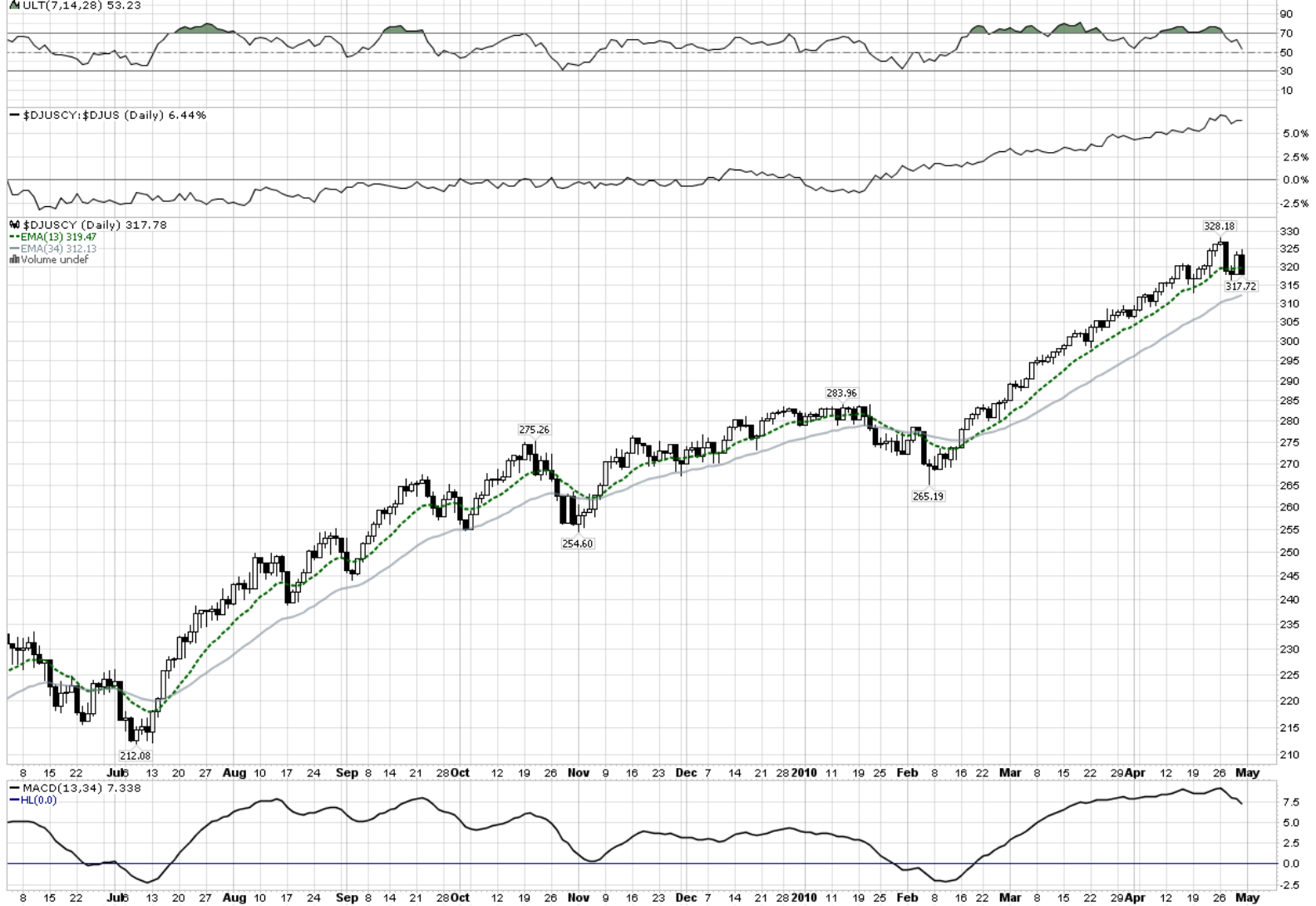
**\$DJUSCY** (Dow Jones US Consumer Services Index) INDX

30-Apr-2010

▲ ULT(7,14,28) 53.23

Open 323.24 High 324.68 Low 317.72 Close 317.78 Chg -5.46 (-1.69%) ▼

© StockCharts.com



\$DJUSDB (Dow Jones US Brewers Index) INDX

30-Apr-2010

▲ ULT(7,14,28) 54.51

Open 476.58 High 479.24 Low 472.10 Close 472.42 Chg -3.09 (-0.65%) ▼

© StockCharts.com

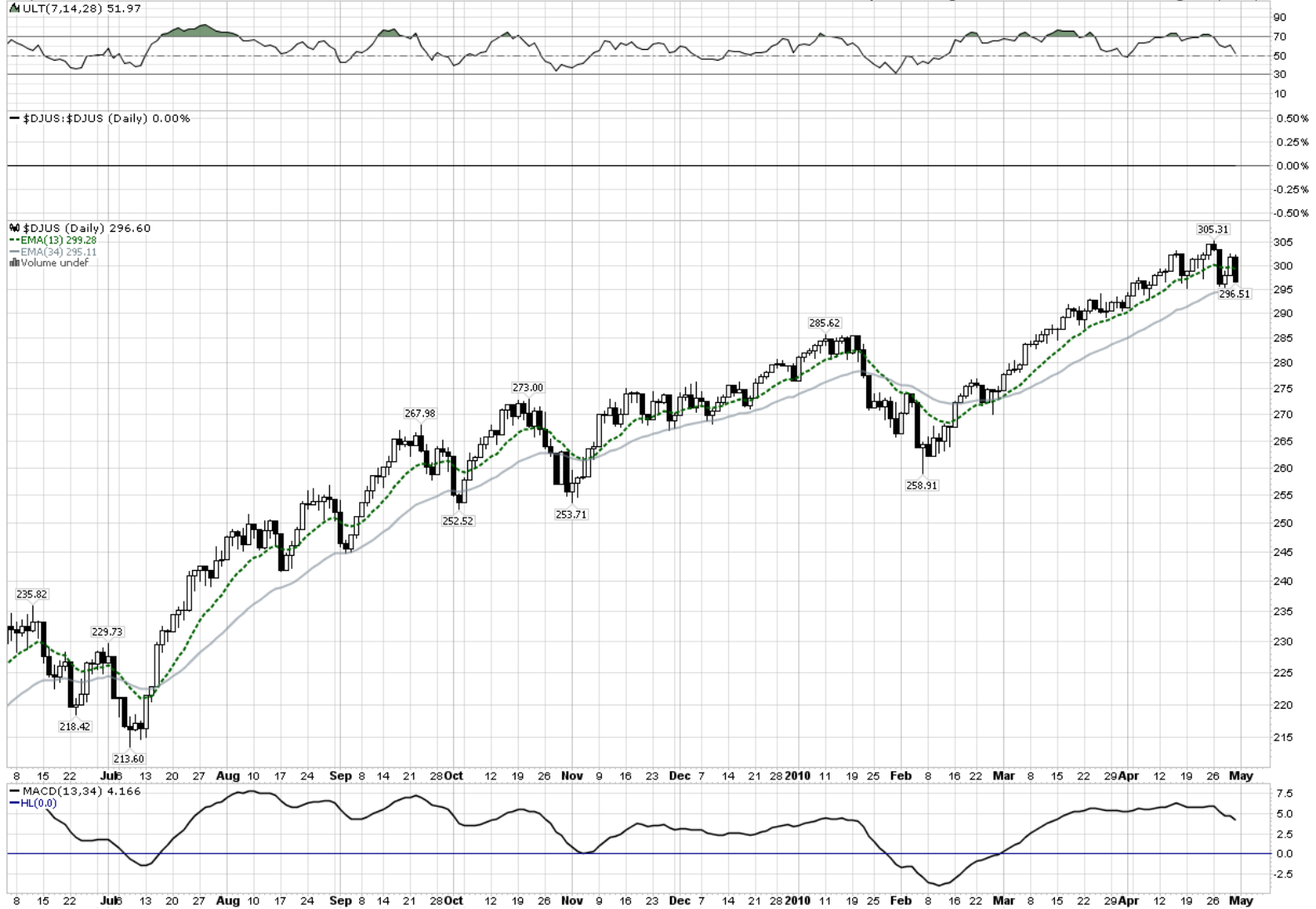


\$DJUS (Dow Jones US Broad Market Index) INDX

30-Apr-2010

▲ ULT(7,14,28) 51.97

© StockCharts.com  
Open 301.81 High 302.18 Low 296.51 Close 296.60 Chg -5.21 (-1.73%) ▼



\$DJUSDN (Dow Jones US Defense Index) INDX

30-Apr-2010

ULT(7,14,28) 52.03

Open 134.03 High 134.46 Low 131.46 Close 131.46 Chg -2.57 (-1.92%)

© StockCharts.com



\$DJUSDR (Dow Jones US Food & Drug Retailers Index) INDX

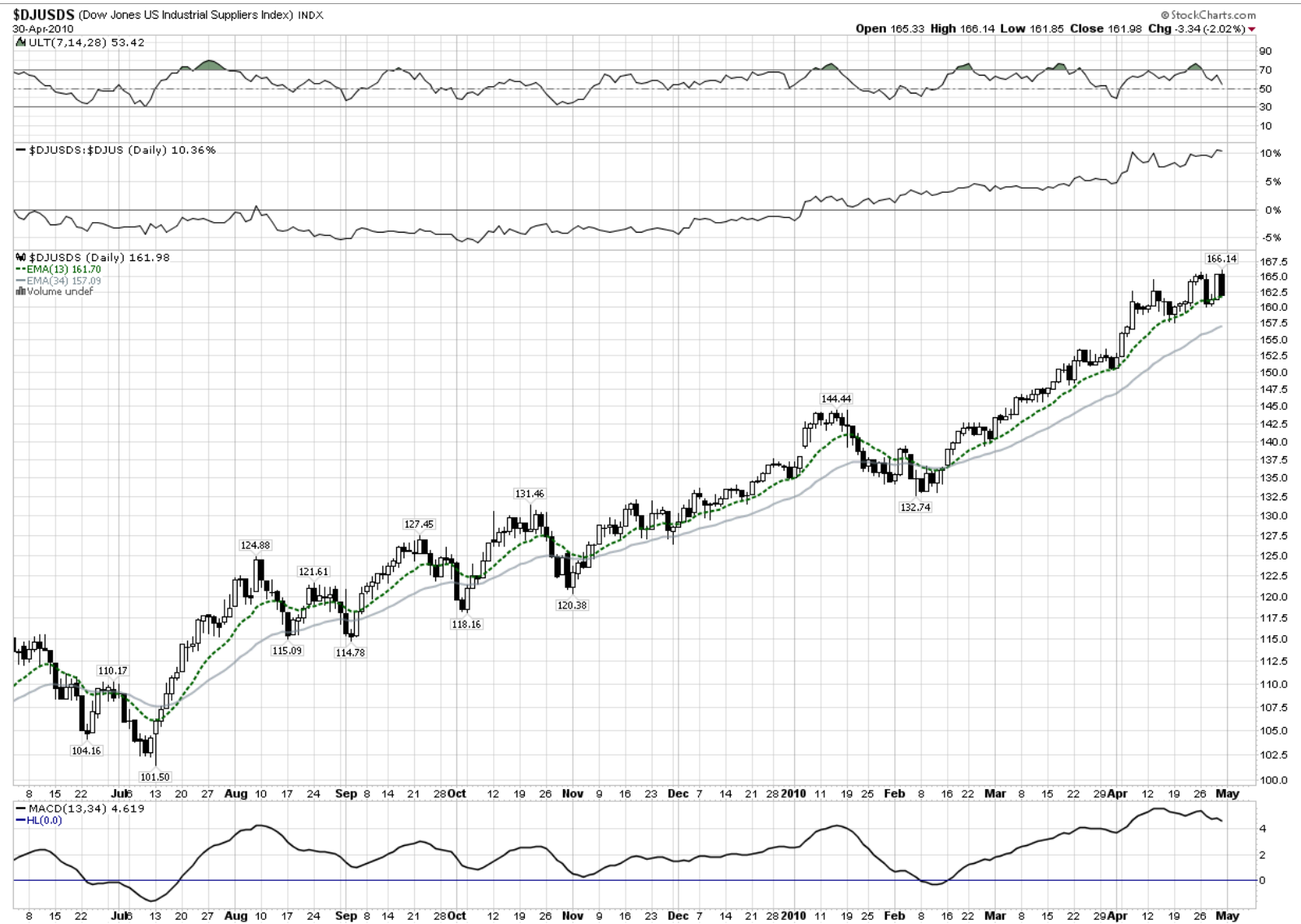
30-Apr-2010

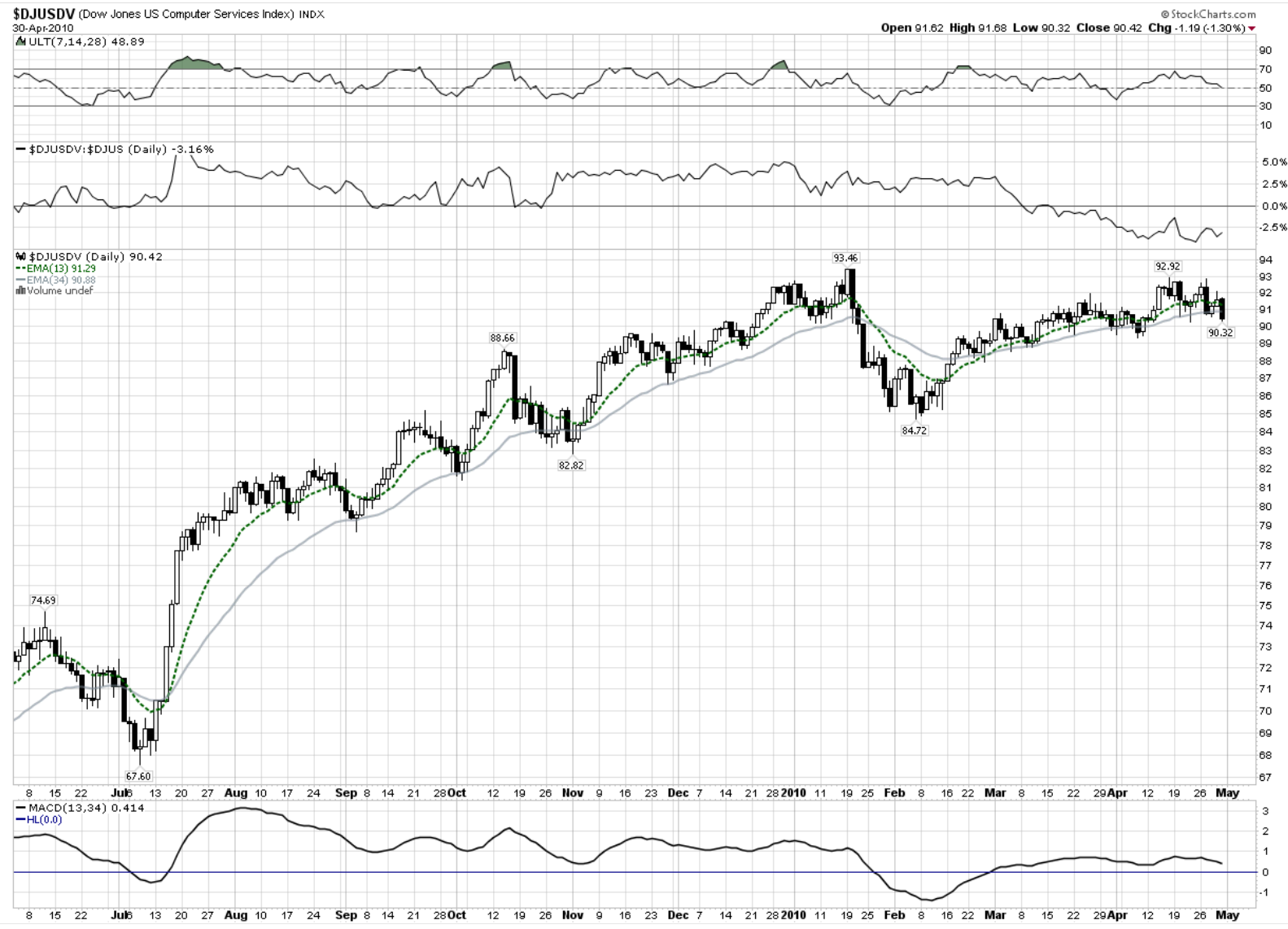
▲ ULT(7,14,28) 42.37

Open 299.71 High 301.85 Low 295.84 Close 295.96 Chg -3.75 (-1.25%) ▼

© StockCharts.com







**\$DJUSEC** (Dow Jones US Electrical Components & Equipment Index) INDXX

30-Apr-2010

▲ ULT(7,14,28) 57.06

Open 153.40 High 154.44 Low 149.26 Close 149.32 Chg -4.06 (-2.65%) ▼

© StockCharts.com





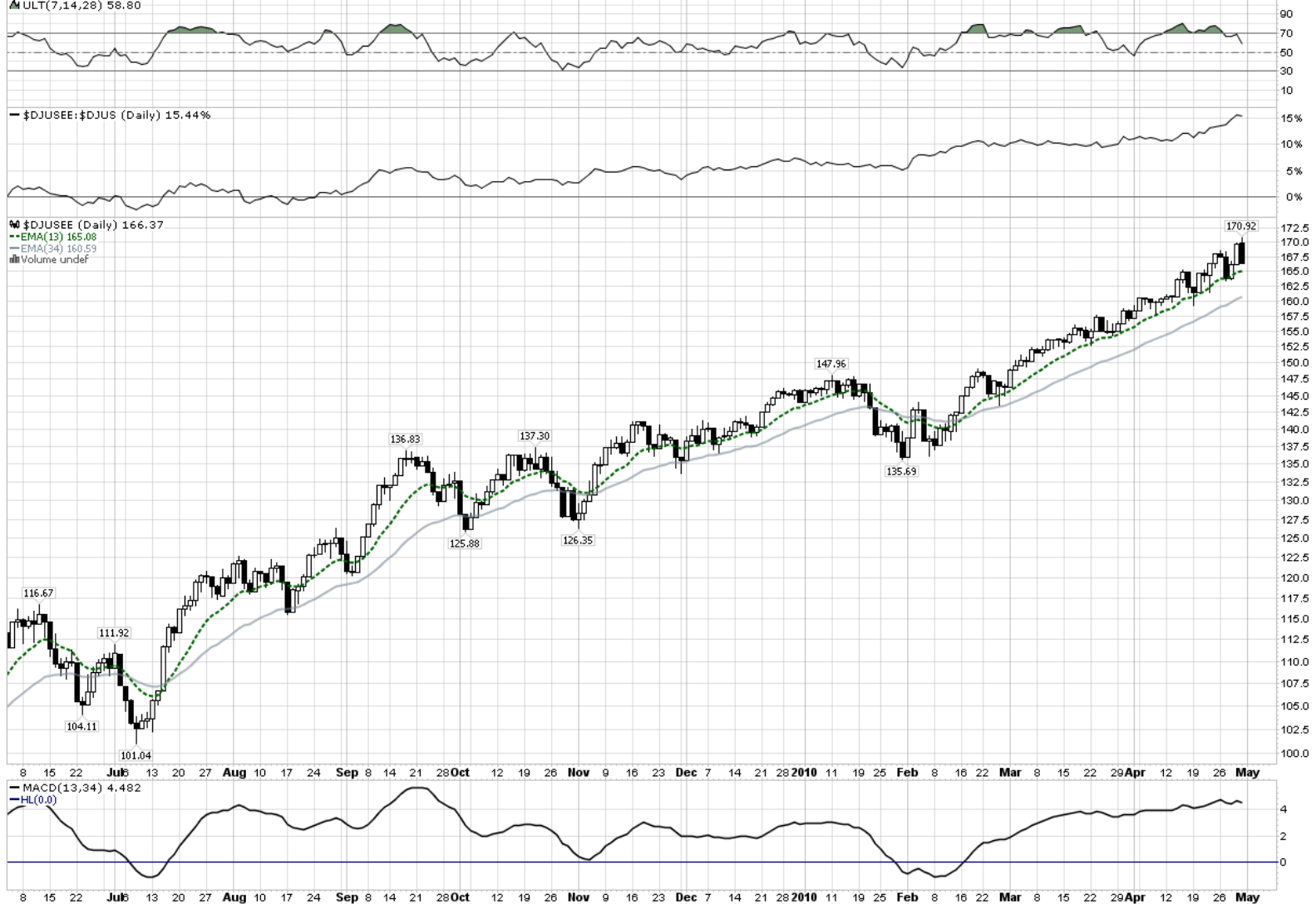
**\$DJUSEE** (Dow Jones US Electronic & Electrical Equipment Index) INDX

30-Apr-2010

© StockCharts.com

▲ ULT(7,14,28) 58.80

Open 169.86 High 170.92 Low 166.37 Close 166.37 Chg -3.36 (-1.98%) ▼



\$DJUSEN (Dow Jones US Oil & Gas Index) INDXX

30-Apr-2010

▲ ULT(7,14,28) 53.76

Open 522.73 High 523.74 Low 513.08 Close 516.40 Chg -6.30 (-1.21%) ▼

© StockCharts.com



\$DJUSEU (Dow Jones US Electricity Index) INDX

30-Apr-2010

▲ ULT(7,14,28) 50.93

Open 149.19 High 151.40 Low 148.17 Close 149.89 Chg +0.70 (+0.47%) ▲

© StockCharts.com

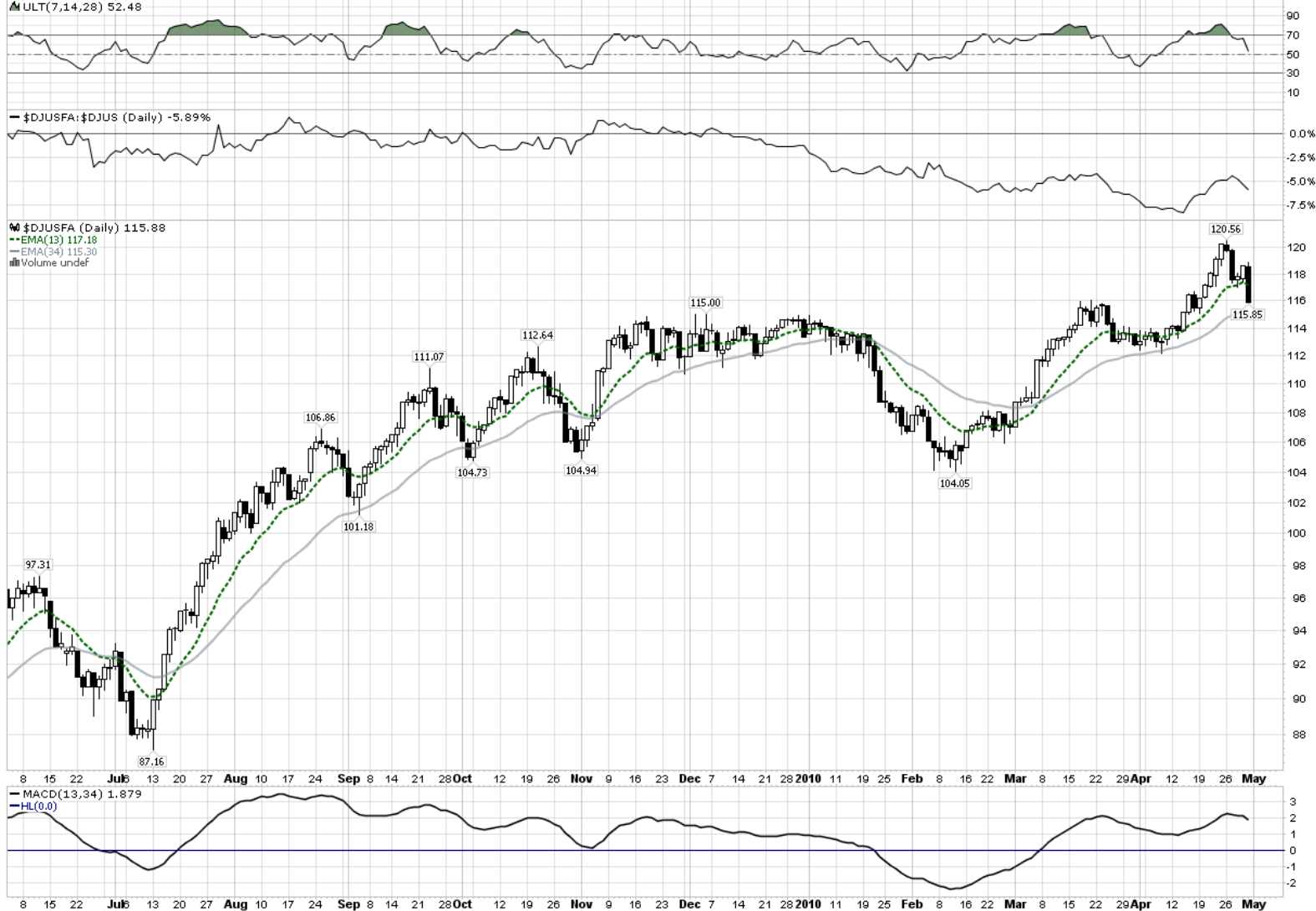


**\$DJUSFA** (Dow Jones US Financial Administration Index) INDX

30-Apr-2010

▲ ULT(7,14,28) 52.48

© StockCharts.com  
Open 118.57 High 118.89 Low 115.85 Close 115.88 Chg -2.70 (-2.28%) ▼



\$DJUSFB (Dow Jones US Food & Beverage Index) INDX

30-Apr-2010

▲ ULT(7,14,28) 43.78

Open 281.02 High 282.34 Low 279.18 Close 279.34 Chg -1.68 (-0.60%) ▼

© StockCharts.com



\$DJUSFC (Dow Jones US Fixed Line Telecommunications Index) INDX

30-Apr-2010

▲ ULT(7,14,28) 49.74

Open 118.29 High 119.14 Low 117.50 Close 117.54 Chg -0.75 (-0.63%) ▼

© StockCharts.com



\$DJUSFD (Dow Jones US Food Retailers & Wholesalers Index) INDX

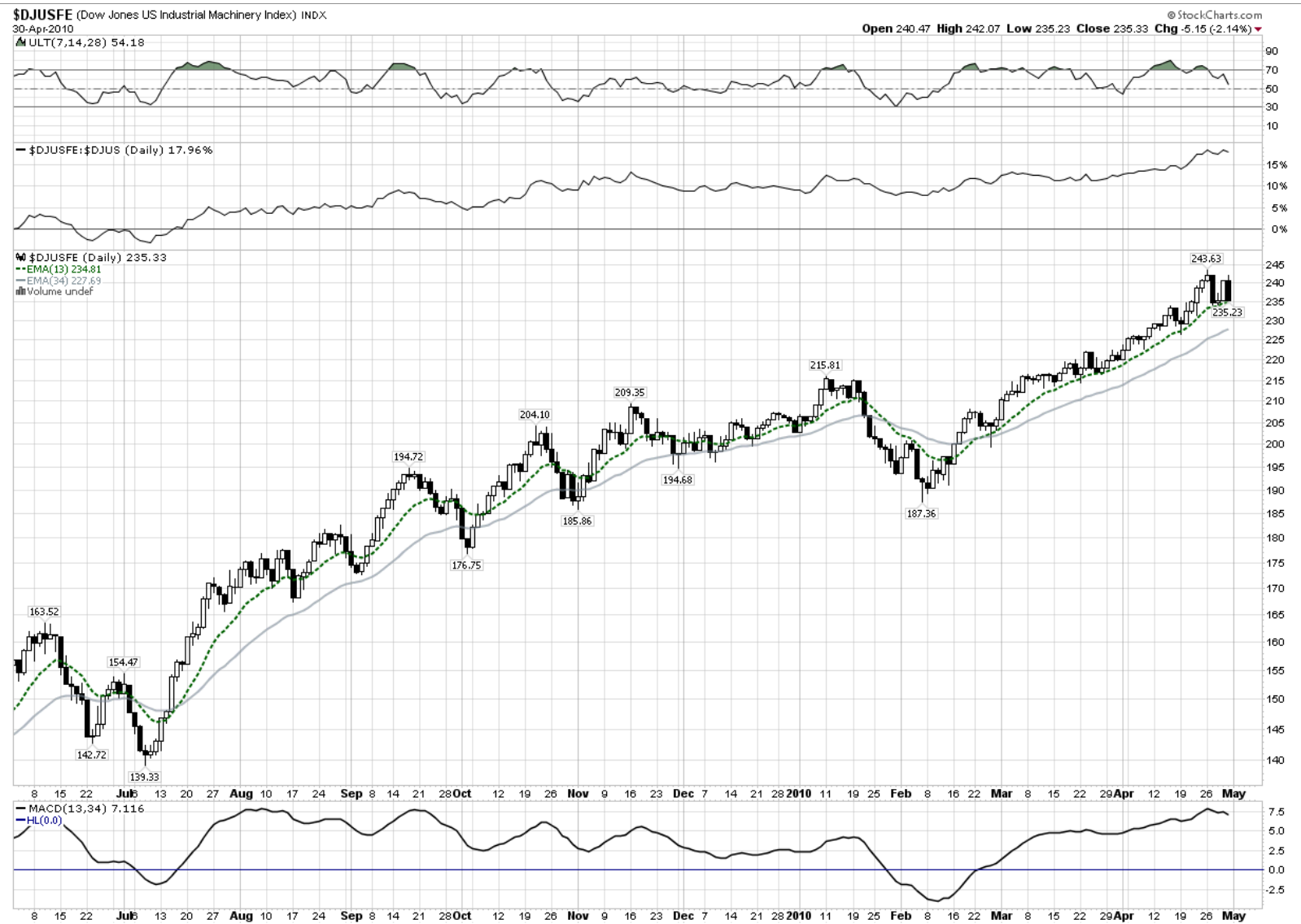
30-Apr-2010

ULT(7,14,28) 42.36

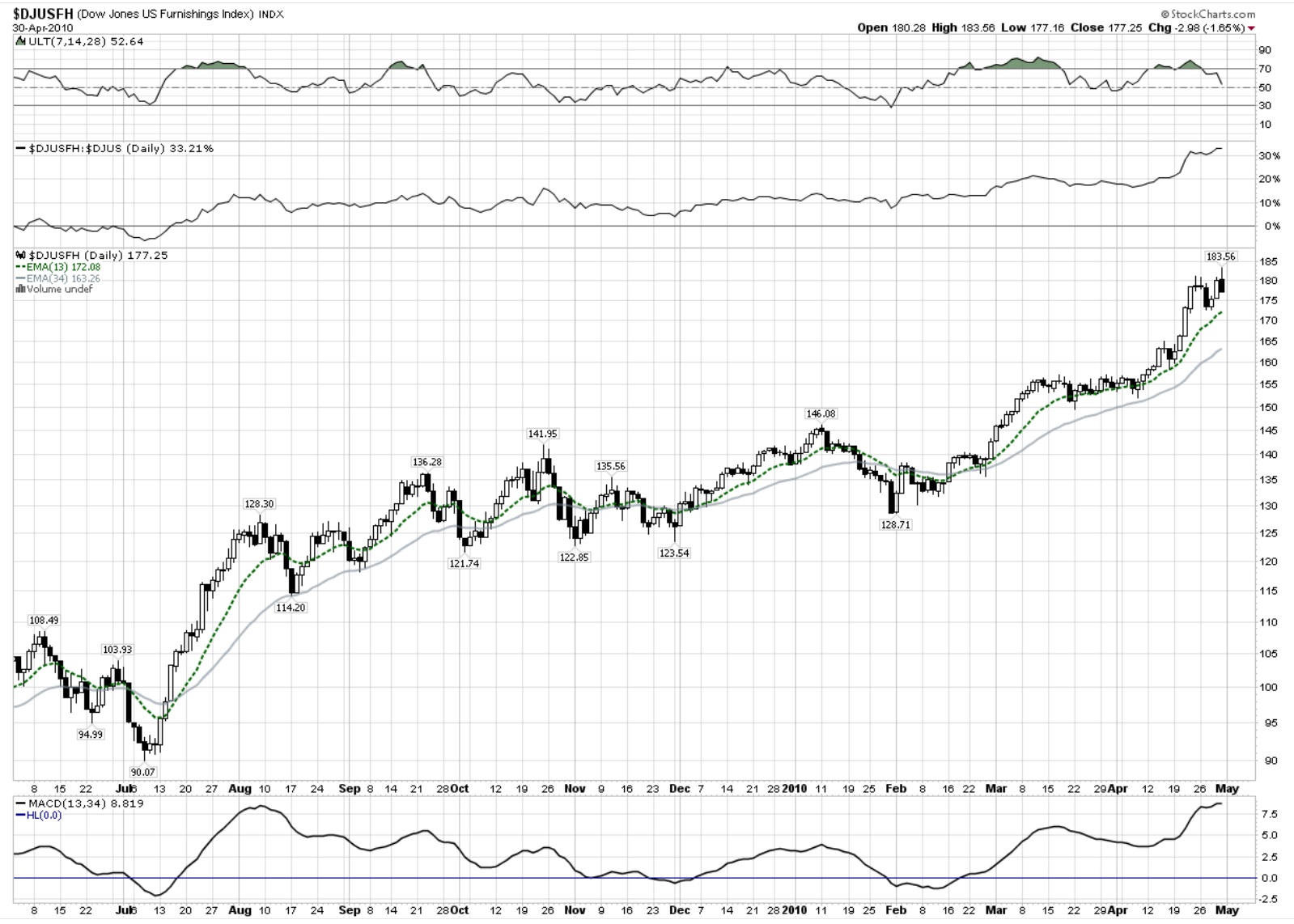
Open 180.59 High 182.23 Low 180.15 Close 180.21 Chg -0.39 (-0.22%)

© StockCharts.com









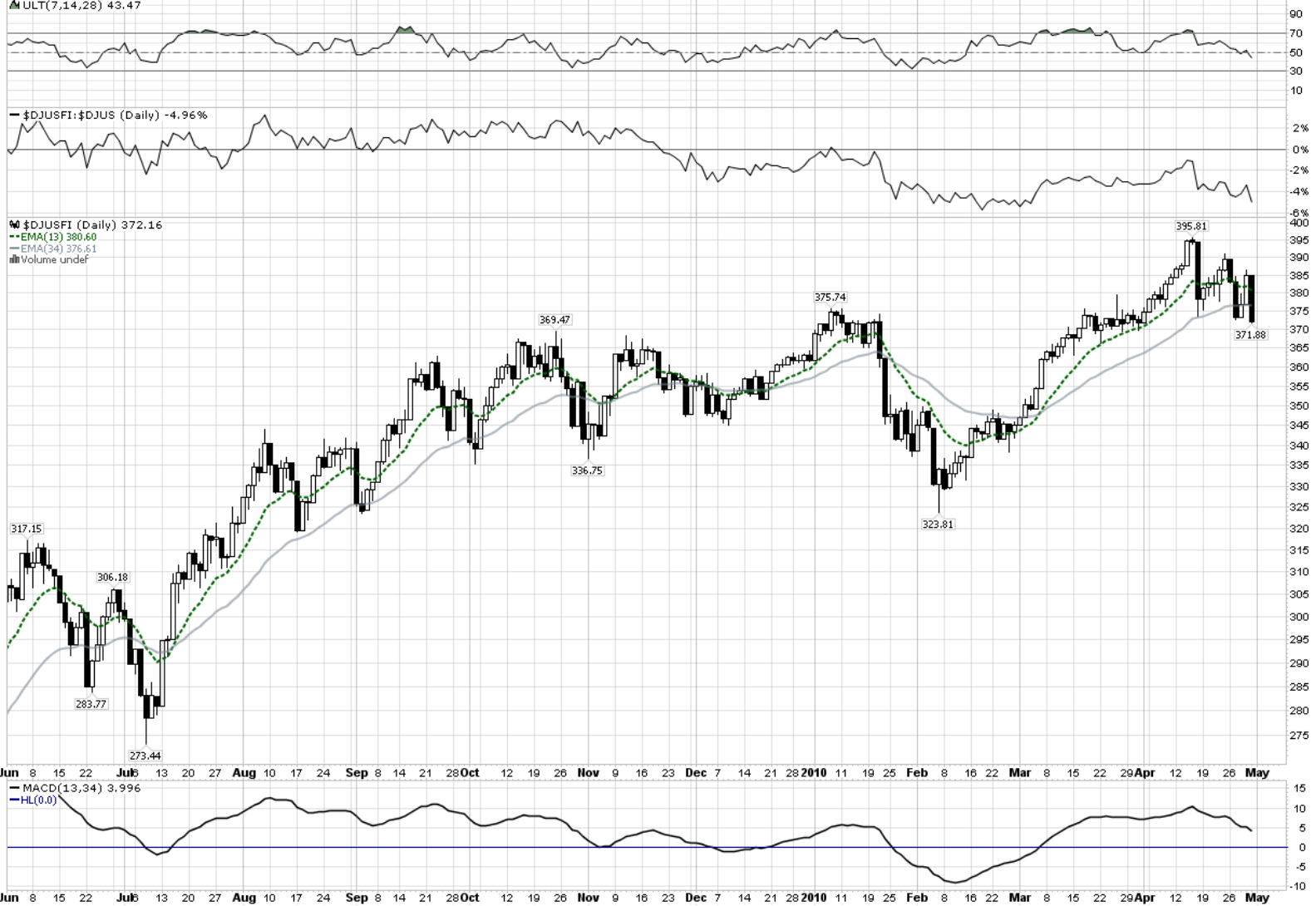
**\$DJUSFI** (Dow Jones US Financial Services Index) INDX

30-Apr-2010

▲ ULT(7,14,28) 43.47

Open 384.80 High 384.88 Low 371.88 Close 372.16 Chg -12.63 (-3.28%)

© StockCharts.com

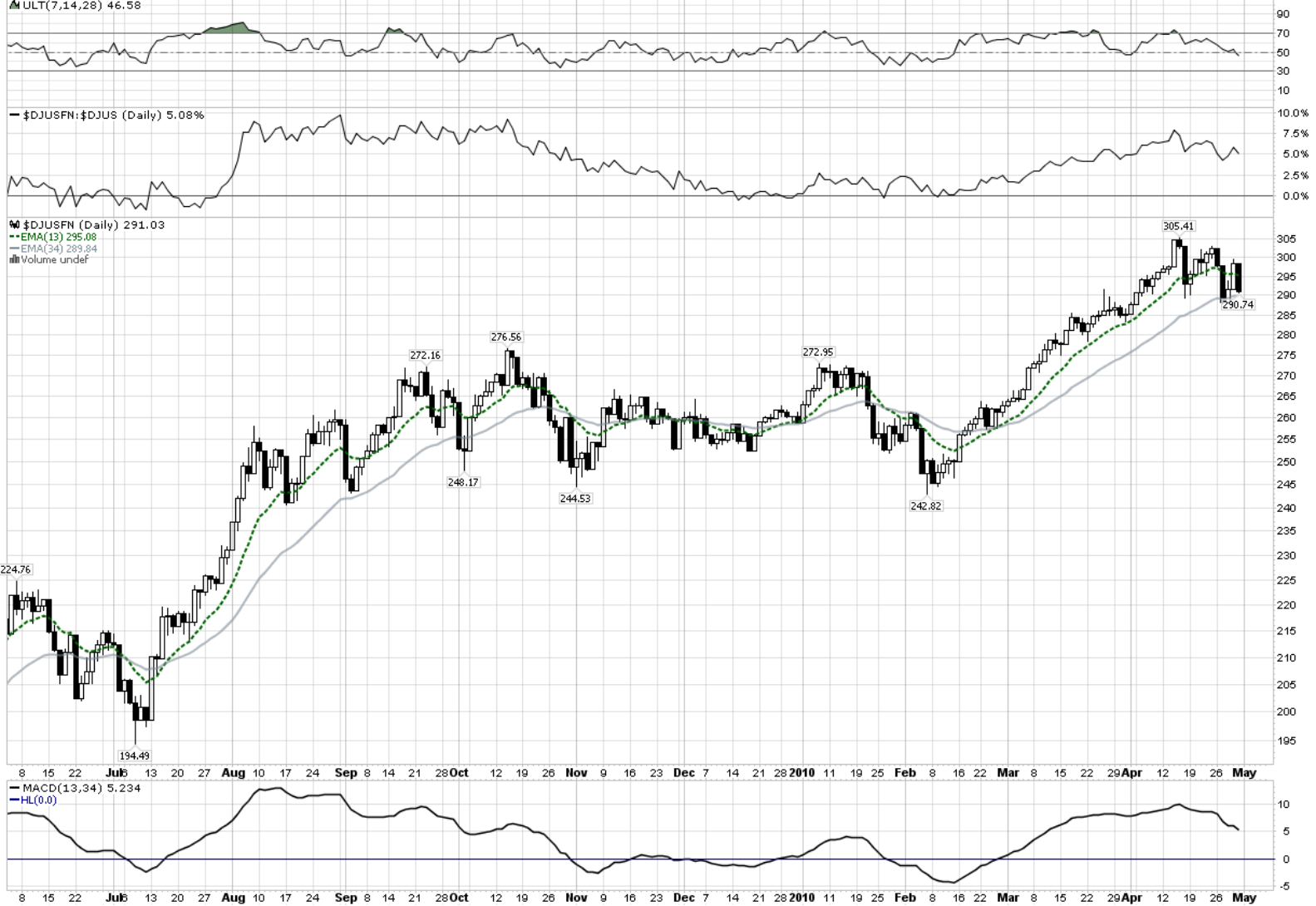


\$DJUSFN (Dow Jones US Financials Index) INDX

30-Apr-2010

▲ ULT(7,14,28) 46.58

© StockCharts.com  
Open 298.19 High 298.19 Low 290.74 Close 291.03 Chg -7.16 (-2.40%)



**\$DJUSFO** (Dow Jones US Food Producers Index) INDX

30-Apr-2010

▲ ULT(7,14,28) 44.69

Open 176.68 High 177.35 Low 175.43 Close 175.52 Chg -1.16 (-0.66%) ▼

© StockCharts.com



**\$DJUSFP** (Dow Jones US Food Products Index) INDX

30-Apr-2010

▲ ULT(7,14,28) 47.96

Open 248.48 High 249.13 Low 245.99 Close 246.13 Chg -2.35 (-0.95%) ▼

© StockCharts.com



\$DJUSFR (Dow Jones US Forestry & Paper Index) INDX

30-Apr-2010

▲ ULT(7,14,28) 40.67

Open 130.24 High 131.49 Low 123.36 Close 123.39 Chg -6.08 (-5.14%) ▼

© StockCharts.com



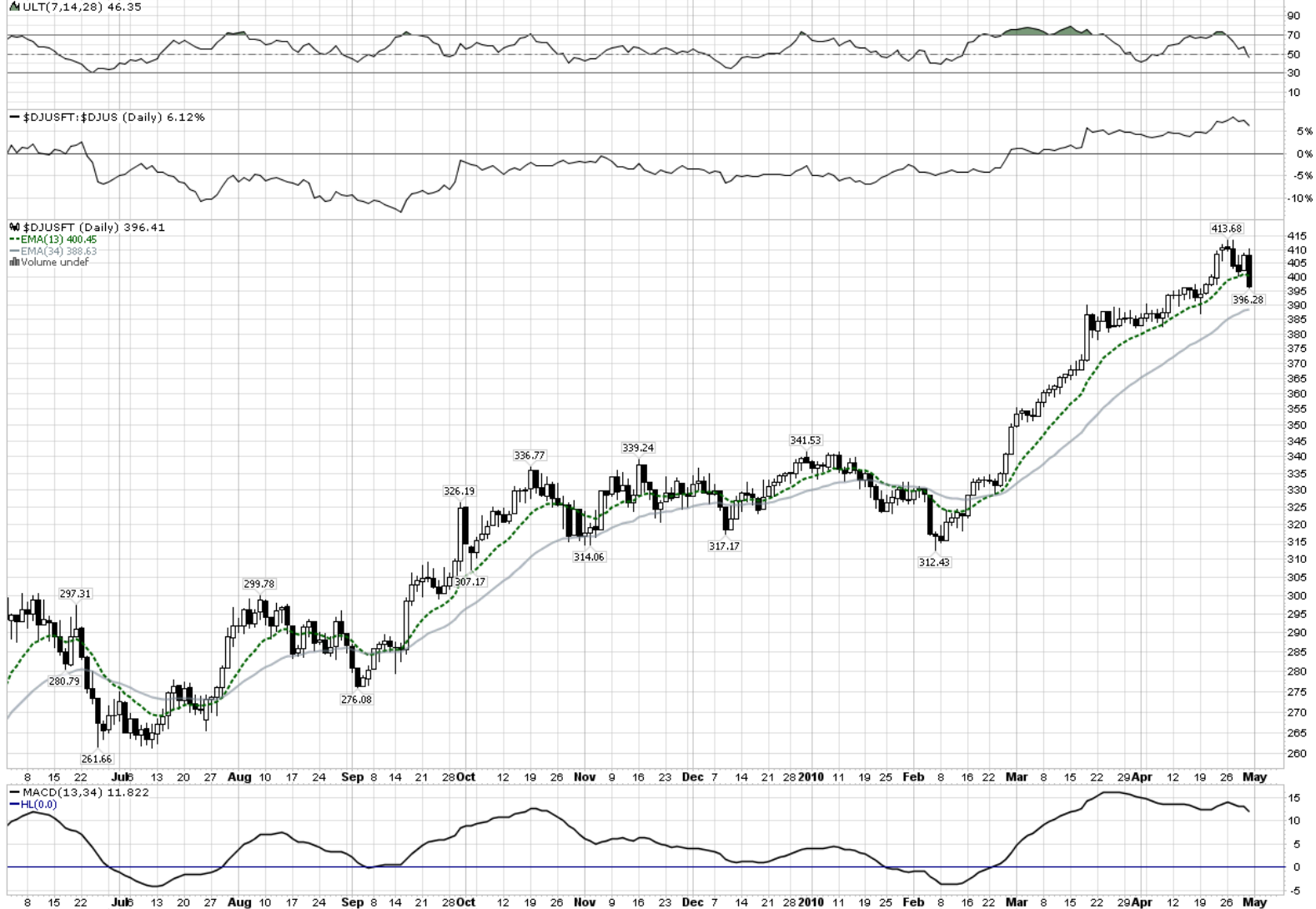
\$DJUSFT (Dow Jones US Footwear Index) INDX

30-Apr-2010

ULT(7,14,28) 46.35

Open 408.02 High 410.16 Low 396.28 Close 396.41 Chg -11.65 (-2.85%)

© StockCharts.com



\$DJUSFV (Dow Jones US Financial Services Composite Index) INDX

30-Apr-2010

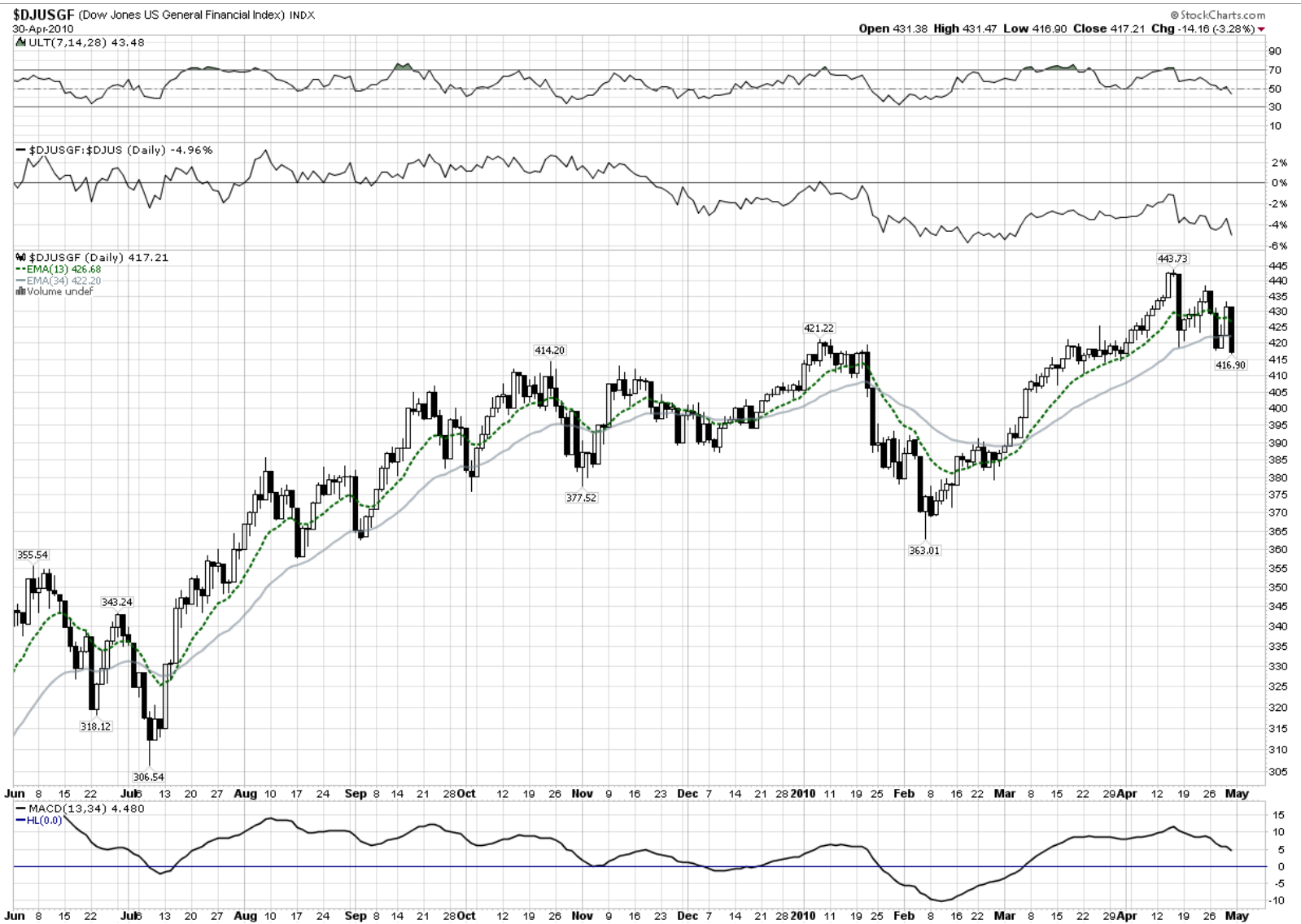
▲ ULT(7,14,28) 43.98

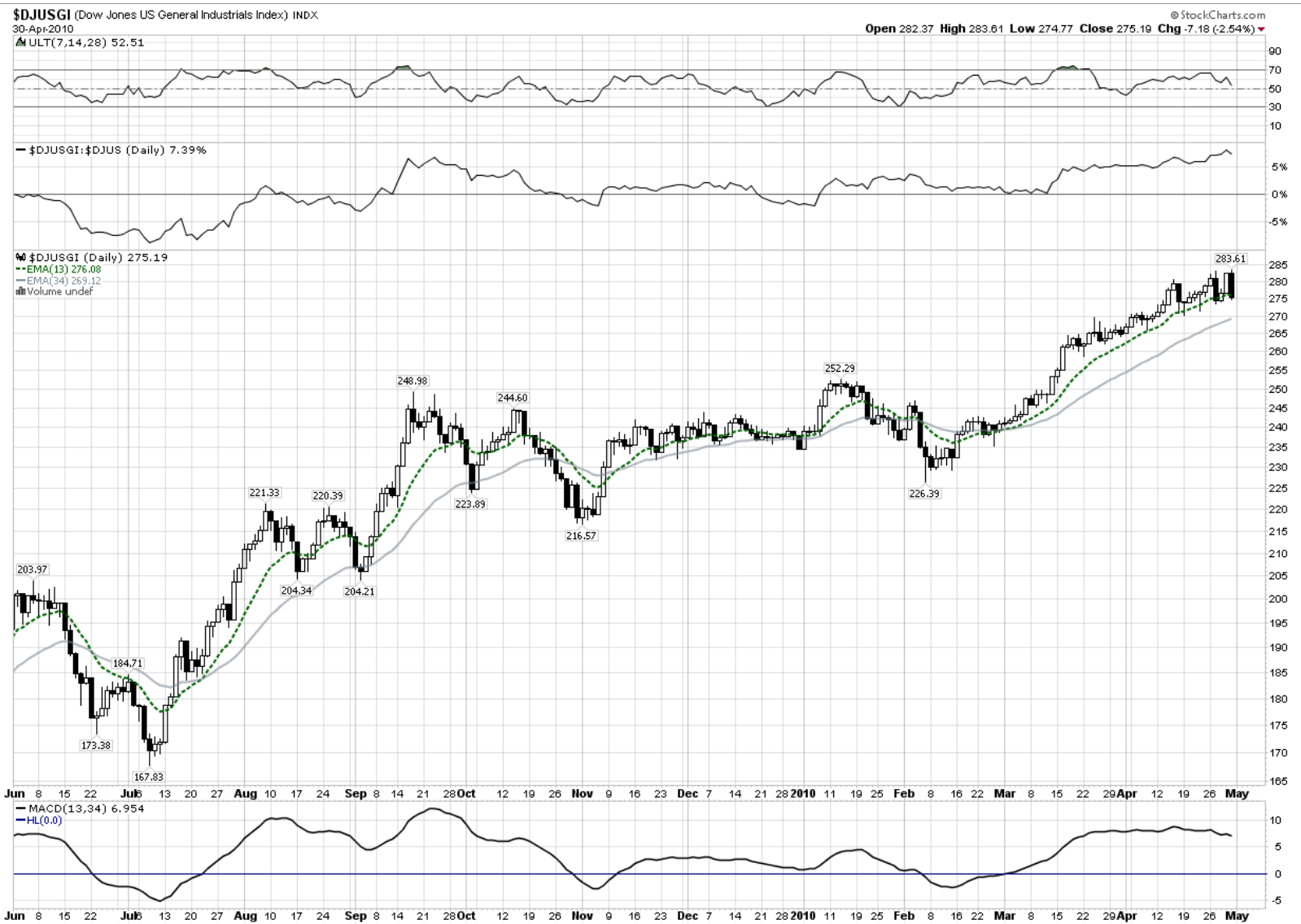
Open 307.14 High 307.16 Low 299.22 Close 299.75 Chg -7.39 (-2.41%)

© StockCharts.com

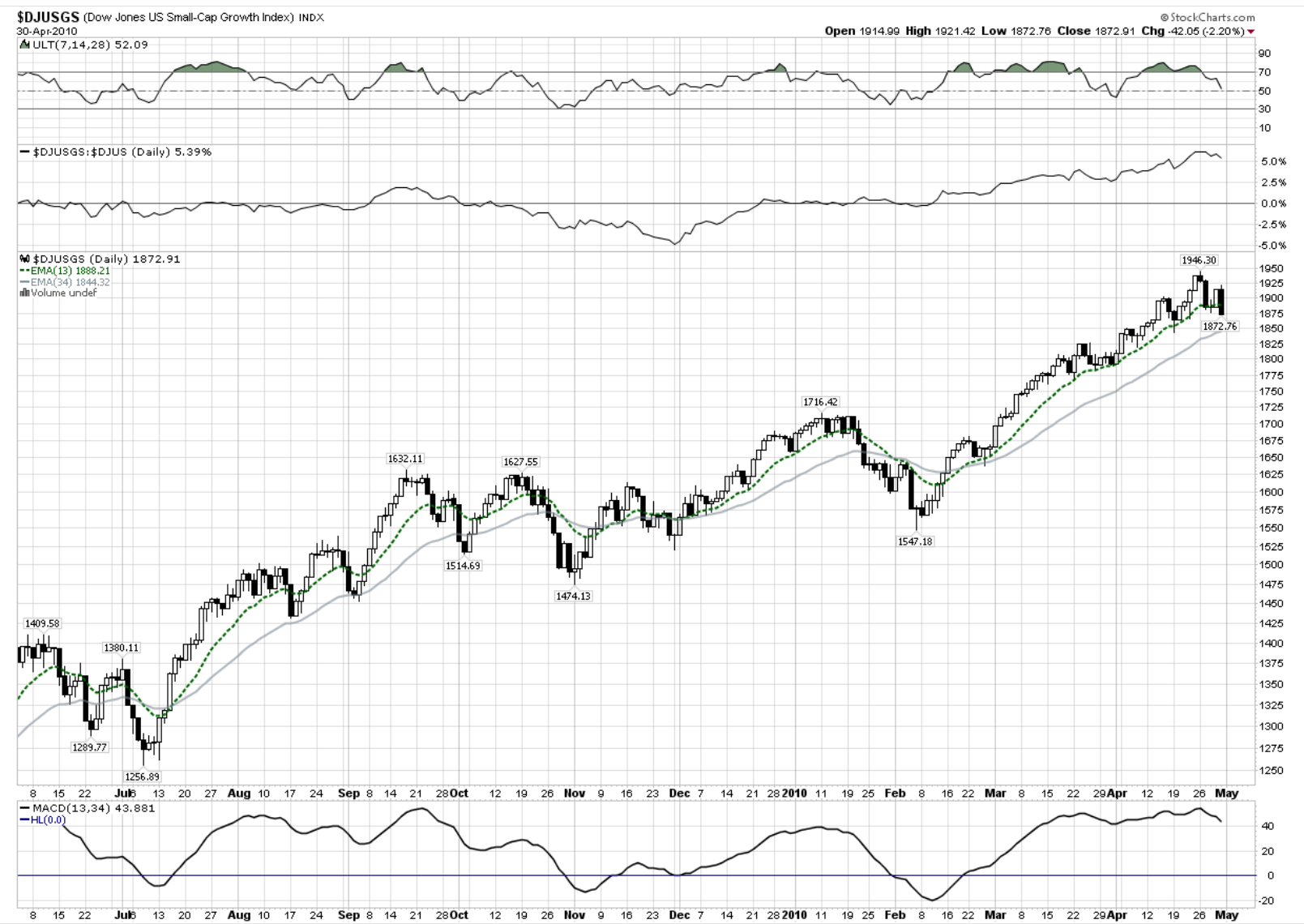








Data provided by: Thomson Reuters and IDC/Comstock  
Unless otherwise indicated, all data is delayed by 20 minutes  
© 1999-2009 StockCharts.com. All Rights Reserved.



\$DJUSGT (Dow Jones US General Retailers Index) INDX

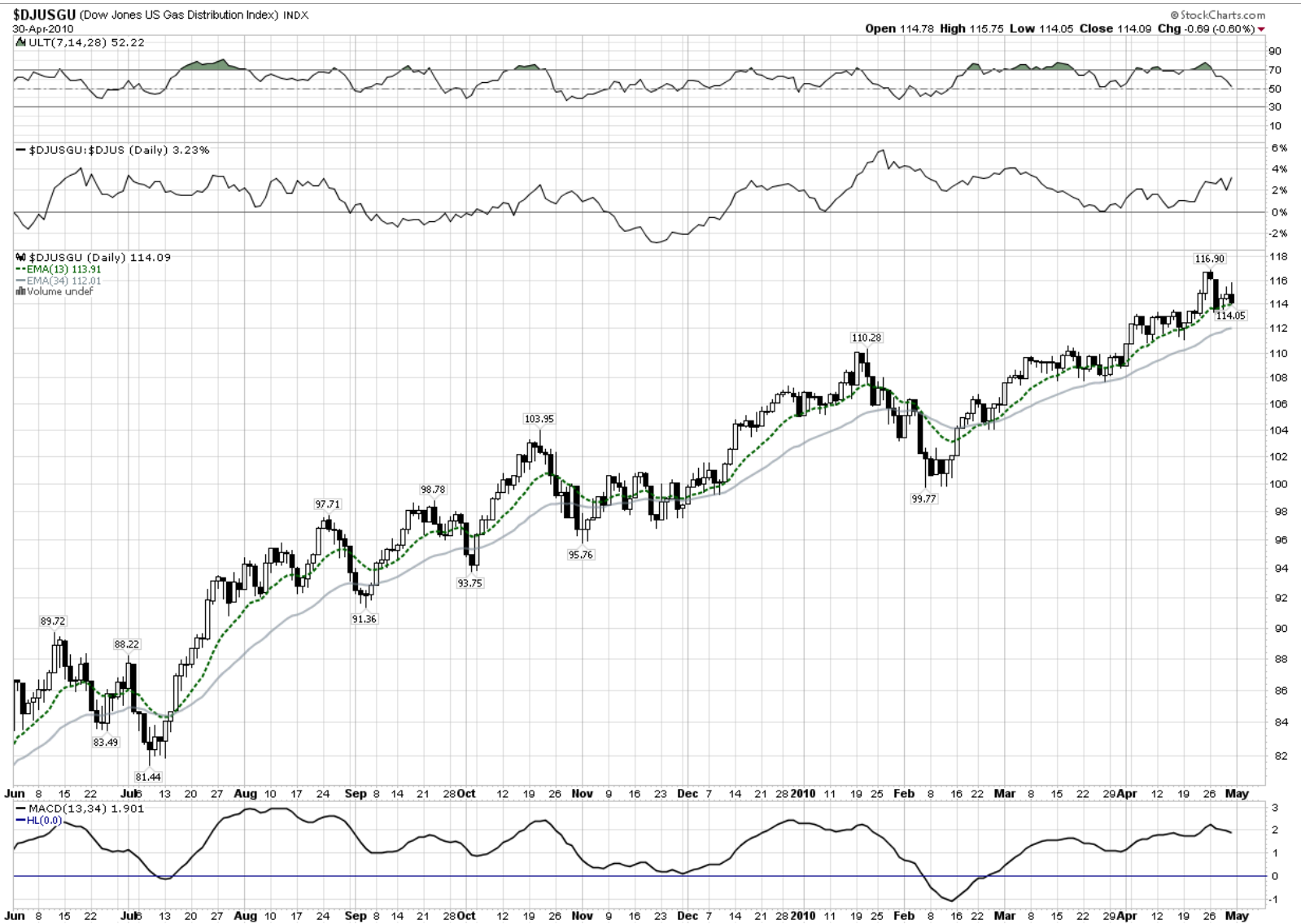
30-Apr-2010

ULT(7,14,28) 46.30

Open 370.56 High 371.79 Low 363.38 Close 363.47 Chg -7.08 (-1.91%)

© StockCharts.com





\$DJUSHB (Dow Jones US Home Construction Index) INDX

30-Apr-2010

▲ ULT(7,14,28) 46.25

Open 323.81 High 333.80 Low 319.80 Close 319.80 Chg -3.17 (-0.98%) ▼

© StockCharts.com



\$DJUSHC (Dow Jones US Health Care Index) INDXX

30-Apr-2010

▲ ULT(7,14,28) 42.58

Open 326.03 High 327.76 Low 322.23 Close 322.29 Chg -3.74 (-1.15%)

© StockCharts.com



\$DJUSHD (Dow Jones US Durable Household Products Index) INDEX

30-Apr-2010

▲ ULT(7,14,28) 52.91

Open 137.38 High 138.32 Low 133.70 Close 133.79 Chg -3.60 (-2.62%) ▼

© StockCharts.com





\$DJUSHG (Dow Jones US Household Goods Index) INDX

30-Apr-2010

▲ ULT(7,14,28) 51.76

© StockCharts.com  
Open 364.17 High 368.86 Low 361.97 Close 362.19 Chg -1.98 (-0.54%) ▼



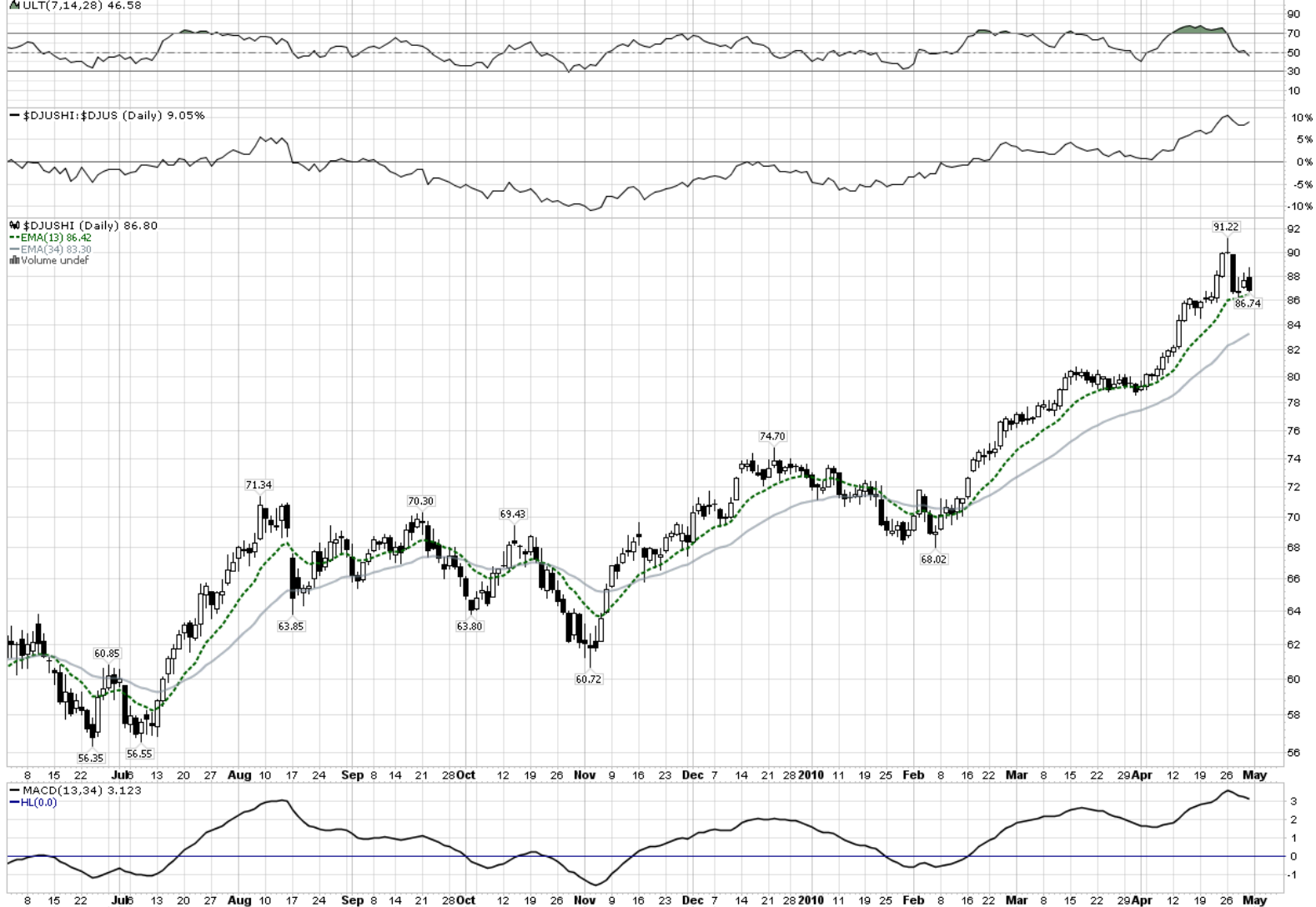
\$DJUSHI (Dow Jones US Home Improvement Retailers Index) INDEX

30-Apr-2010

ULT(7,14,28) 46.58

Open 87.84 High 88.65 Low 86.74 Close 86.80 Chg -0.81 (-0.92%)

© StockCharts.com



**\$DJUSHN** (Dow Jones US Nondurable Household Products Index) INDX

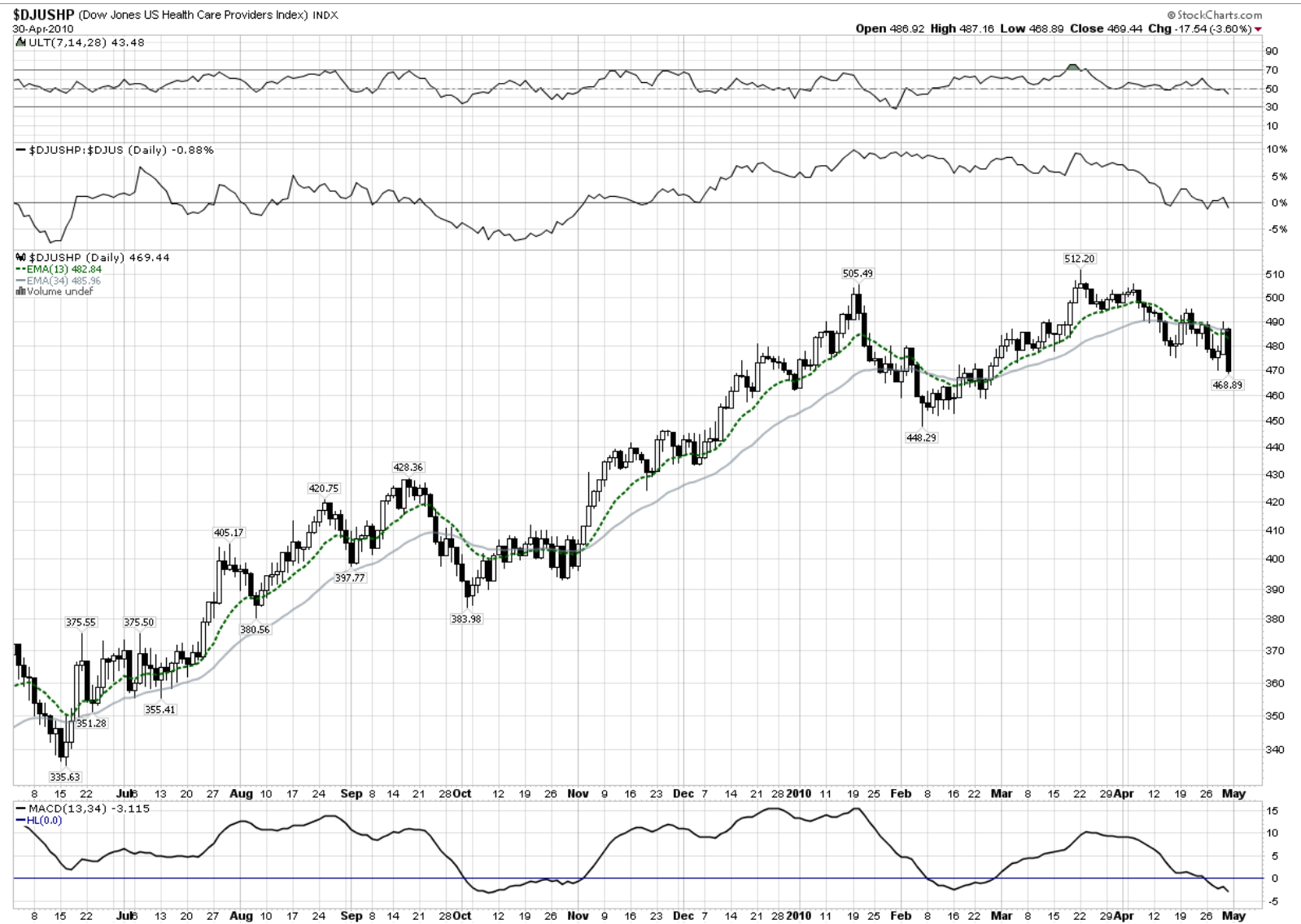
30-Apr-2010

▲ ULT(7,14,28) 53.82

Open 471.39 High 477.02 Low 470.82 Close 470.97 Chg -0.42 (-0.09%) ▼

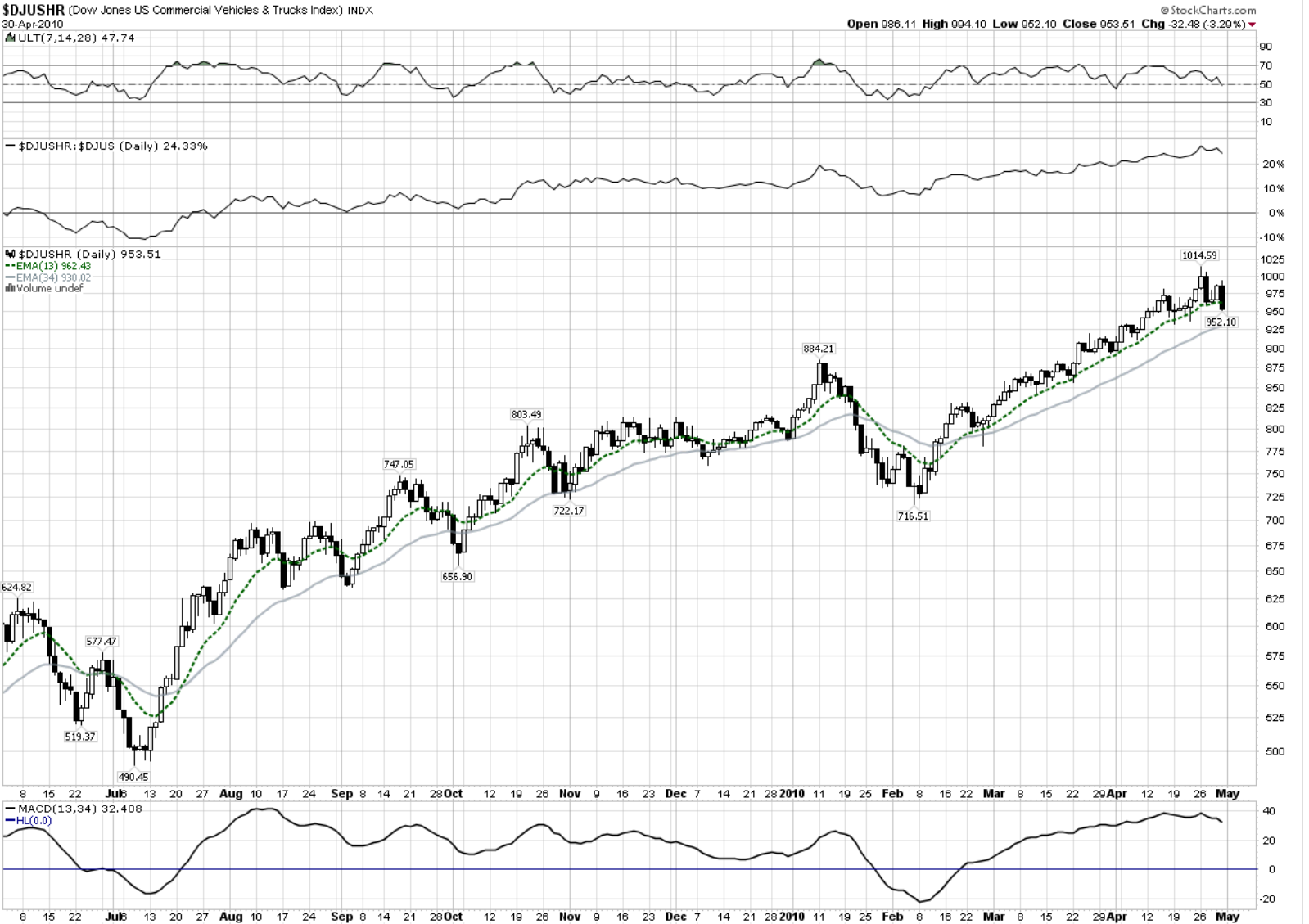
© StockCharts.com







Font Size: [-](#) [+](#) [reset](#)



\$DJUSHV (Dow Jones US Heavy Construction Index) INDX

30-Apr-2010

▲ ULT(7,14,28) 54.38

Open 398.31 High 398.87 Low 393.66 Close 384.70 Chg -13.50 (-3.39%) ▼

© StockCharts.com



\$DJUSIB (Dow Jones US Insurance Brokers Index) INDXX

30-Apr-2010

▲ ULT(7,14,28) 48.35

Open 102.82 High 102.82 Low 99.76 Close 100.29 Chg -2.56 (-2.49%) ▼

© StockCharts.com



\$DJUSID (Dow Jones US Diversified Industrials Index) INDX

30-Apr-2010

▲ ULT(7,14,28) 52.70

Open 329.01 High 330.59 Low 319.85 Close 320.46 Chg -8.55 (-2.60%) ▼

© StockCharts.com





\$DJUSIF (Dow Jones US Full Line Insurance Index) INDXX

30-Apr-2010

▲ ULT(7,14,28) 46.10

Open 31.68 High 31.72 Low 30.49 Close 30.65 Chg -1.03 (-3.25%) ▼



**\$DJUSIG** (Dow Jones US Industrial Goods & Services) INDEX

30-Apr-2010

▲ ULT(7,14,28) 54.72

© StockCharts.com  
Open 320.42 High 321.89 Low 313.31 Close 313.38 Chg -7.03 (-2.19%)



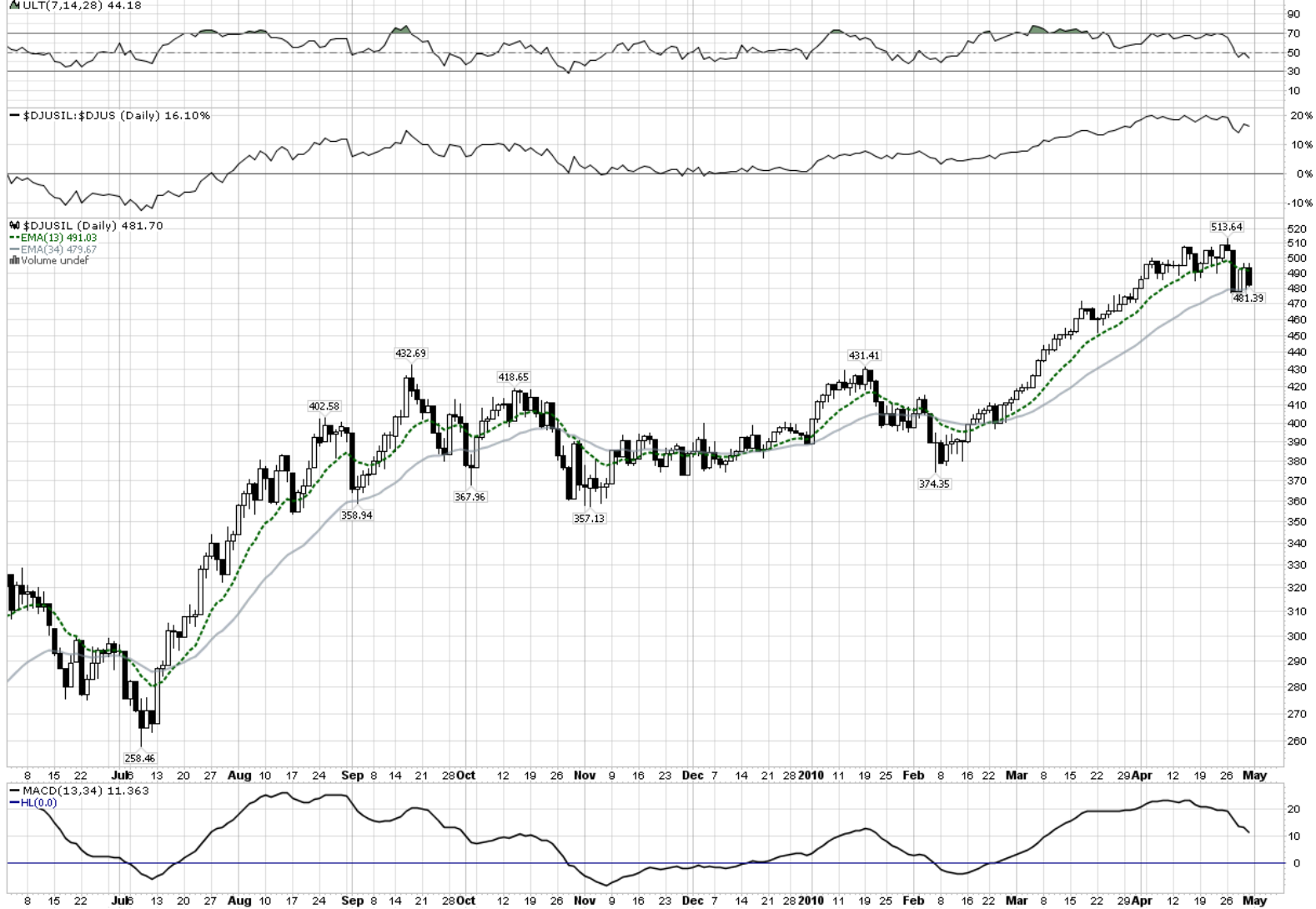
\$DJUSIL (Dow Jones US Life Insurance Index) INDX

30-Apr-2010

▲ ULT(7,14,28) 44.18

Open 493.45 High 496.42 Low 481.39 Close 481.70 Chg -11.74 (-2.38%) ▼

© StockCharts.com



\$DJUSIM (Dow Jones US Industrial Metals Index) INDX

30-Apr-2010

ULT(7,14,28) 41.77

Open 285.12 High 287.58 Low 277.67 Close 278.55 Chg -6.56 (-2.30%)

© StockCharts.com



\$DJUSIN (Dow Jones US Industrials Index) INDXX

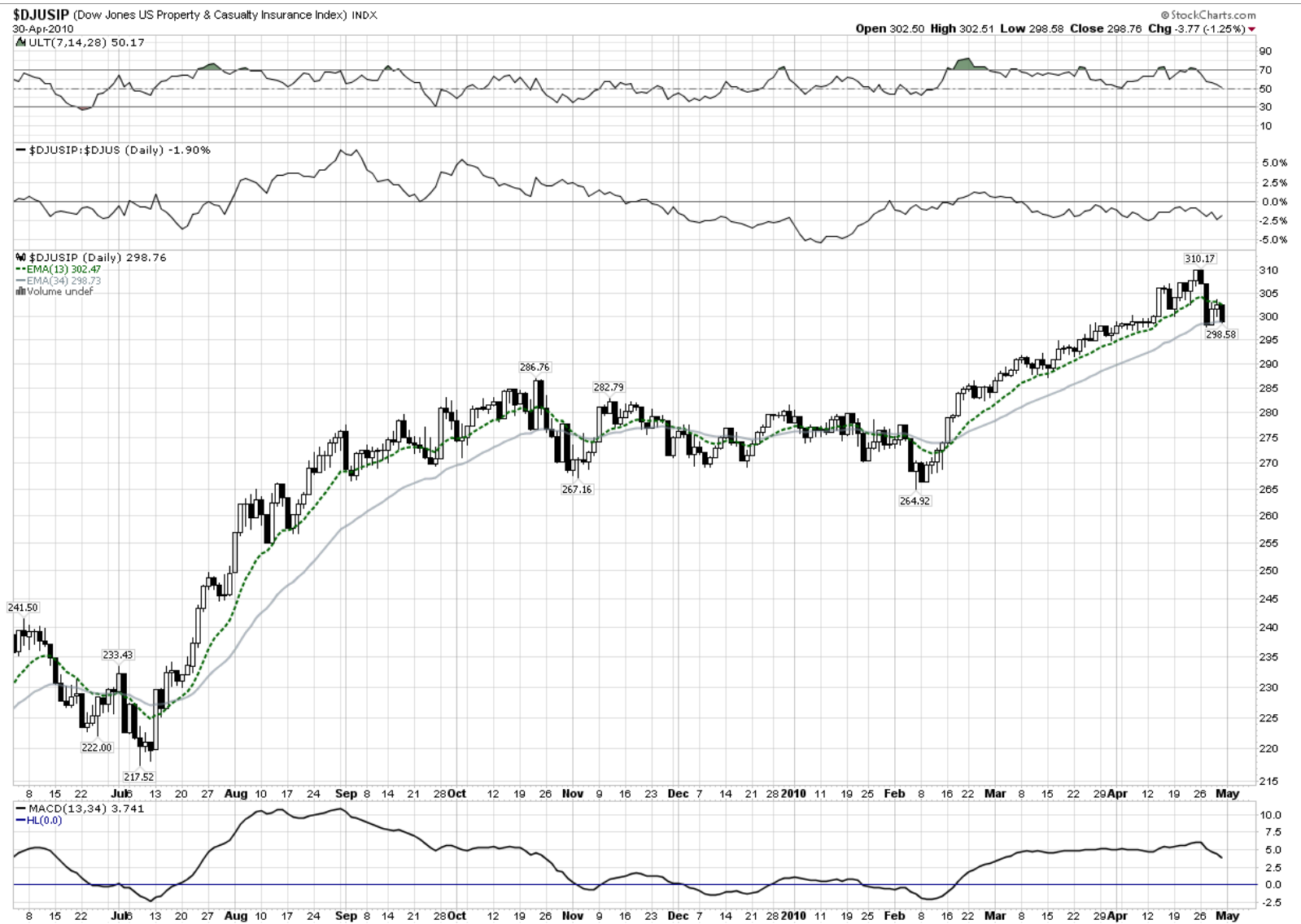
30-Apr-2010

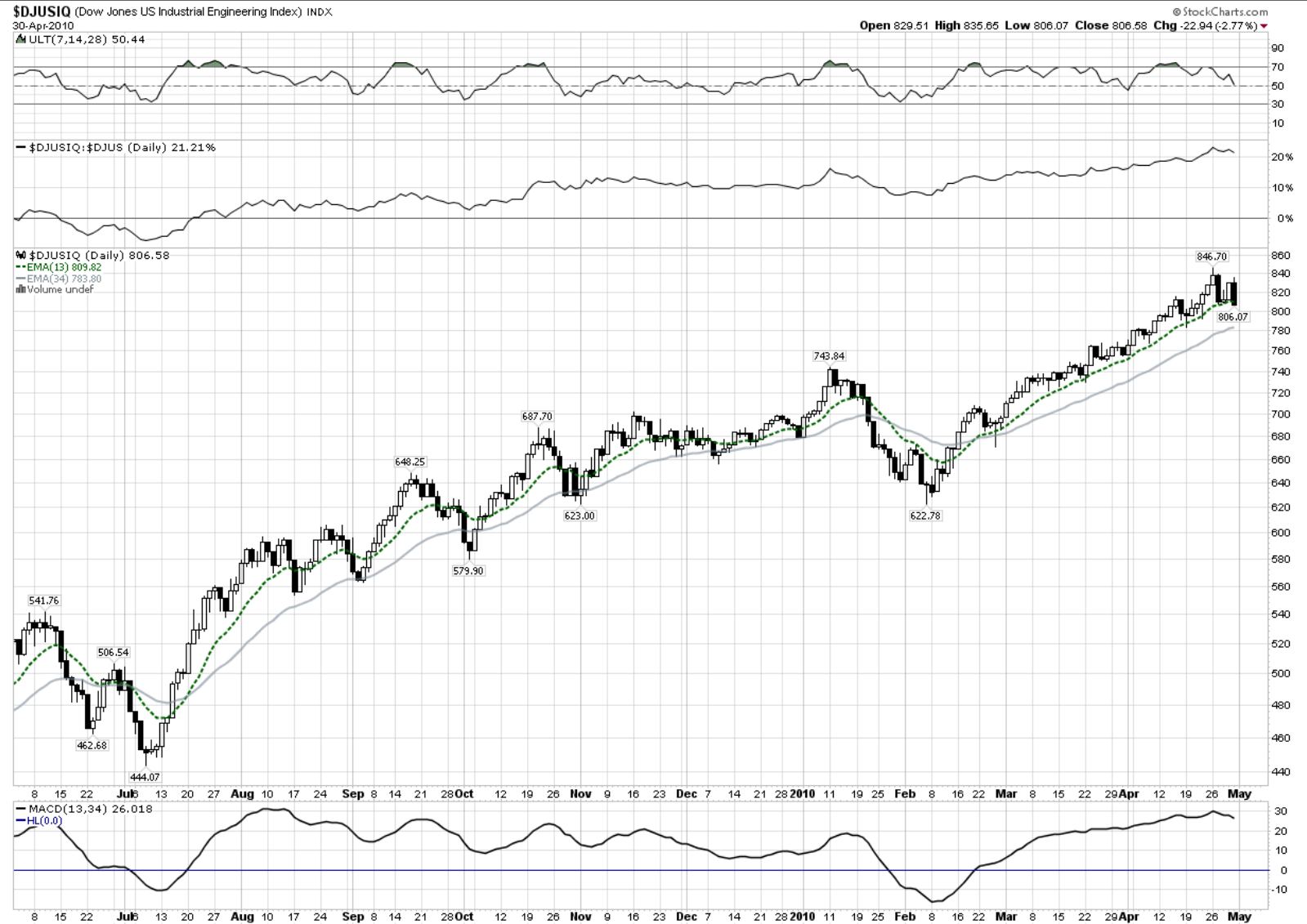
ULT(7,14,28) 54.67

Open 300.04 High 301.41 Low 293.30 Close 293.36 Chg -6.68 (-2.23%)

© StockCharts.com







\$DJUSIR (Dow Jones US Insurance Index) INDX

30-Apr-2010

▲ ULT(7,14,28) 45.17

Open 265.18 High 265.19 Low 260.45 Close 260.55 Chg -4.84 (-1.75%)

© StockCharts.com





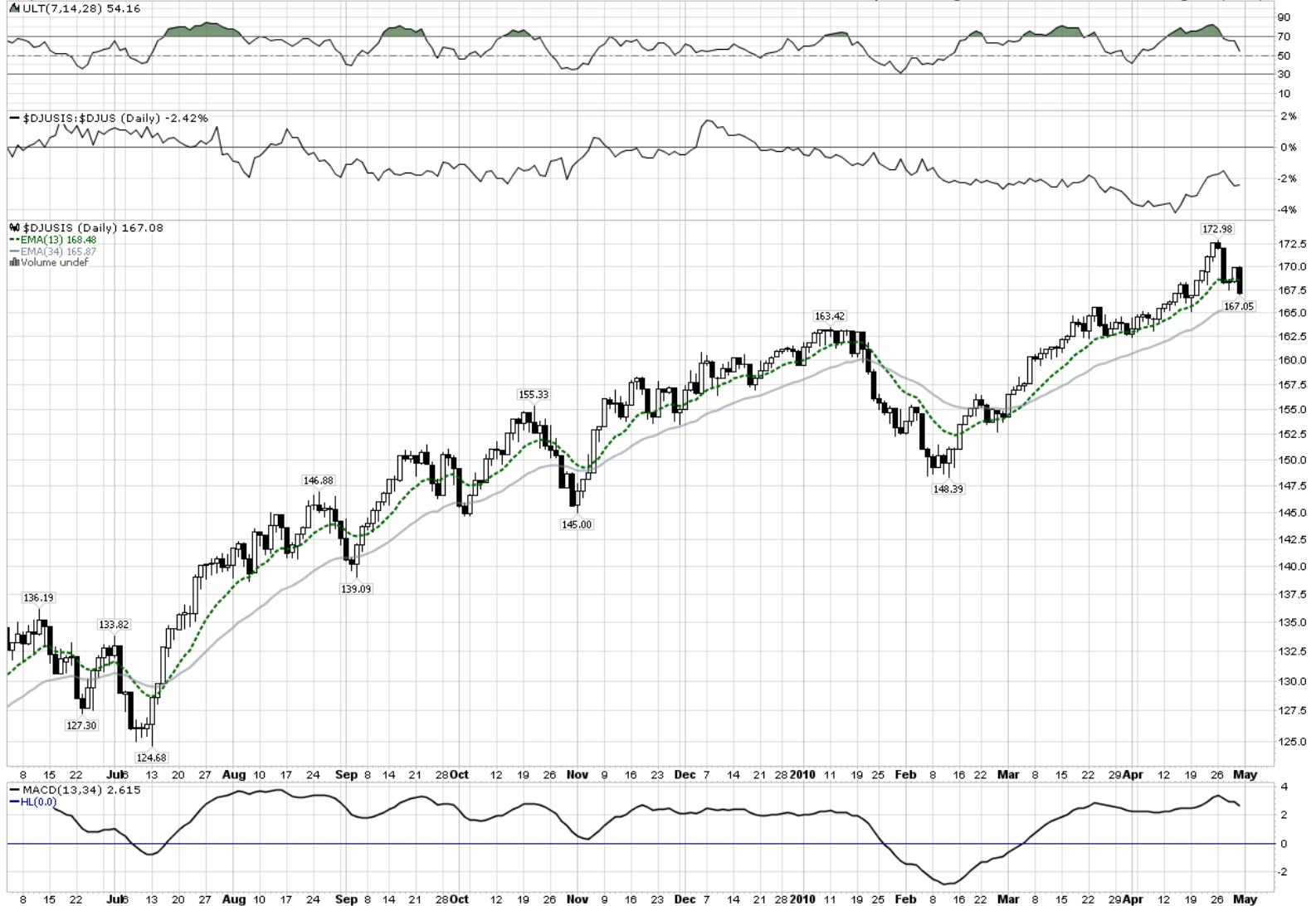
**\$DJUSIS** (Dow Jones US Support Services Index) INDX

30-Apr-2010

▲ ULT(7,14,28) 54.16

Open 169.88 High 170.05 Low 167.05 Close 167.08 Chg -2.80 (-1.65%) ▼

© StockCharts.com



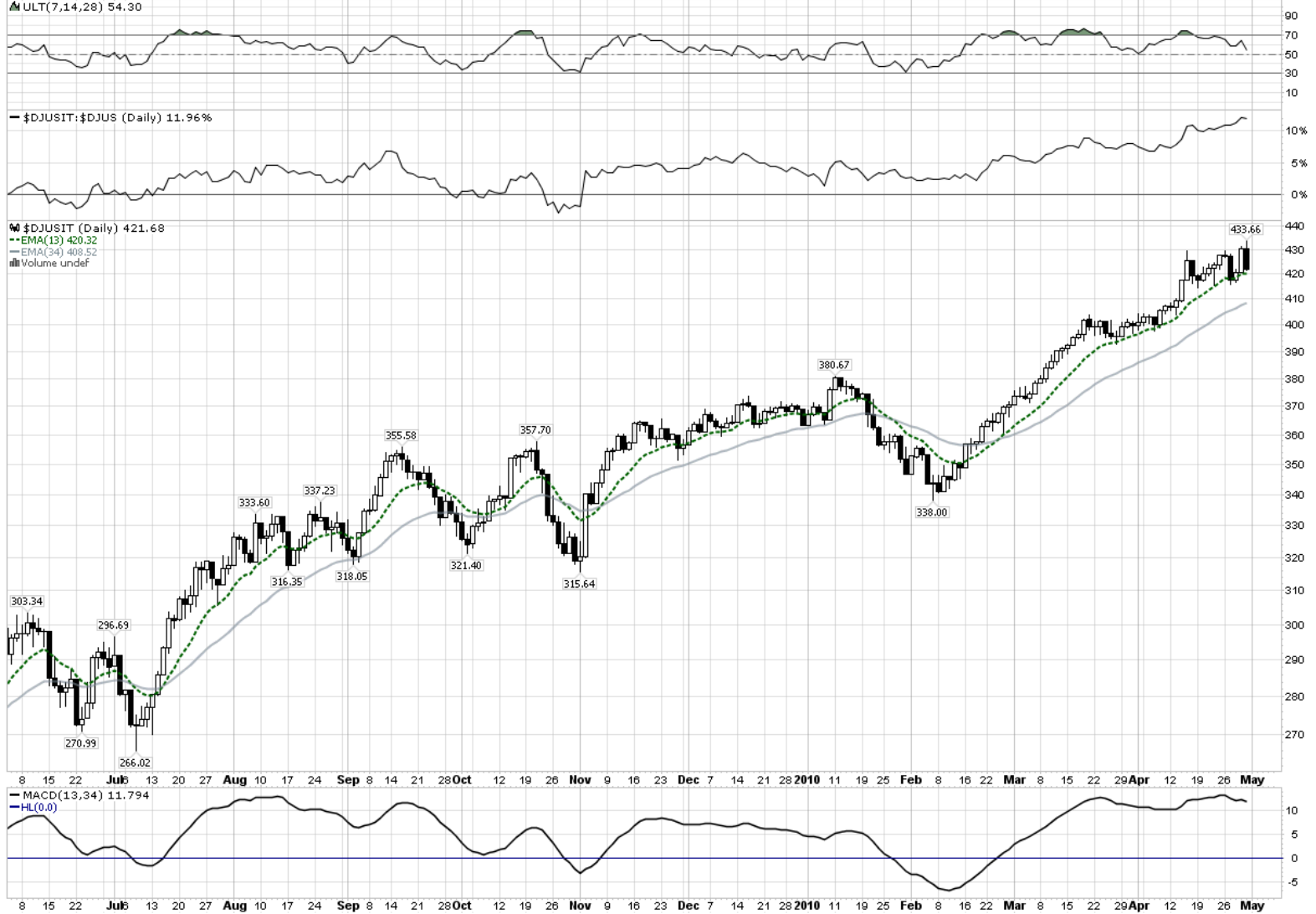
\$DJUSIT (Dow Jones US Industrial Transportation Index) IND.X

30-Apr-2010

▲ ULT(7,14,28) 54.30

Open 430.16 High 433.66 Low 421.31 Close 421.68 Chg -8.39 (-1.95%)

© StockCharts.com



\$DJUSIU (Dow Jones US Reinsurance Index) INDX

30-Apr-2010

▲ ULT(7,14,28) 42.79

Open 98.43 High 98.89 Low 97.17 Close 97.18 Chg -1.24 (-1.26%)

© StockCharts.com



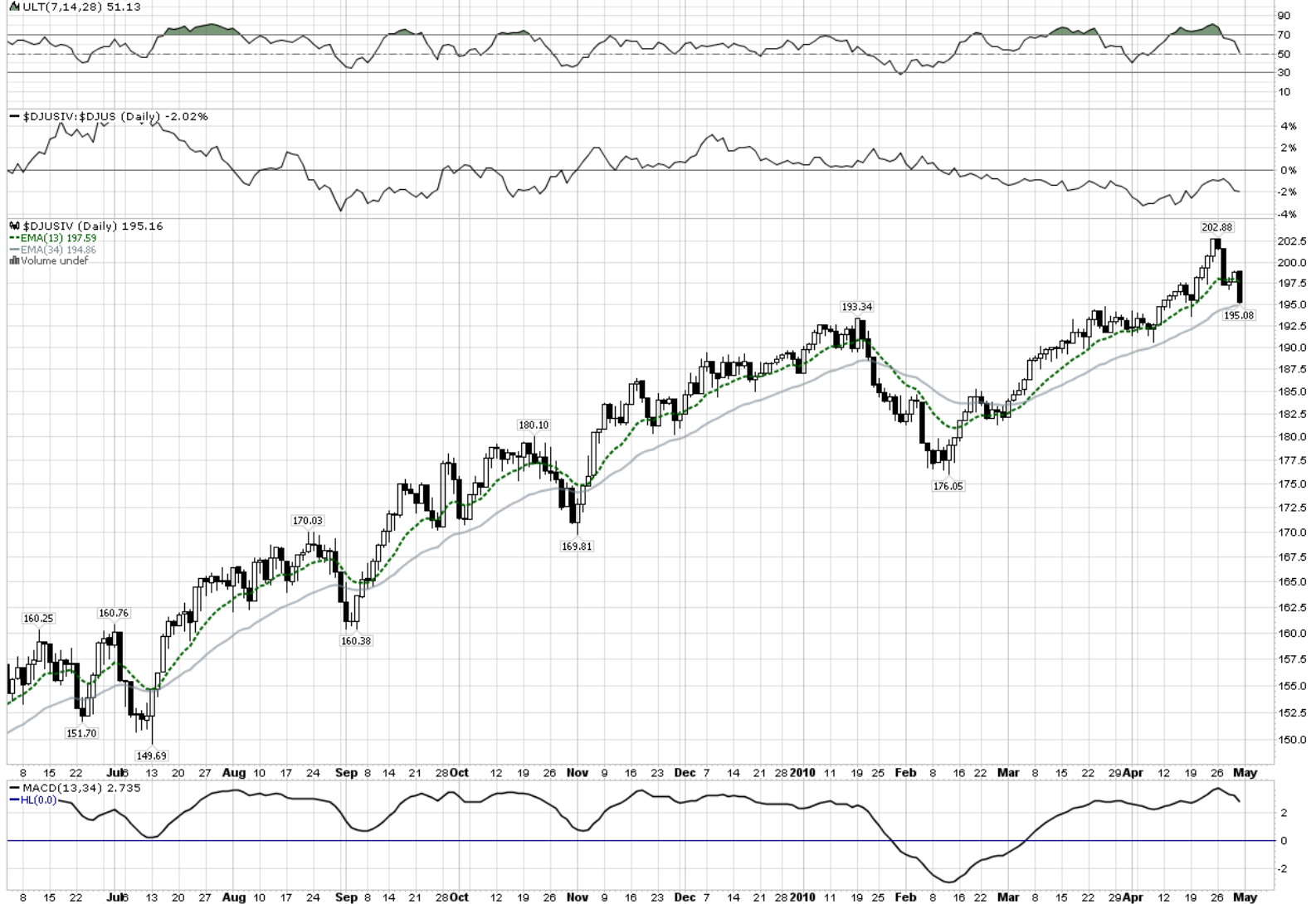
\$DJUSIV (Dow Jones US Business Support Services Index) INDX

30-Apr-2010

▲ ULT(7,14,28) 51.13

Open 198.86 High 198.90 Low 195.08 Close 195.16 Chg -3.68 (-1.85%) ▼

© StockCharts.com



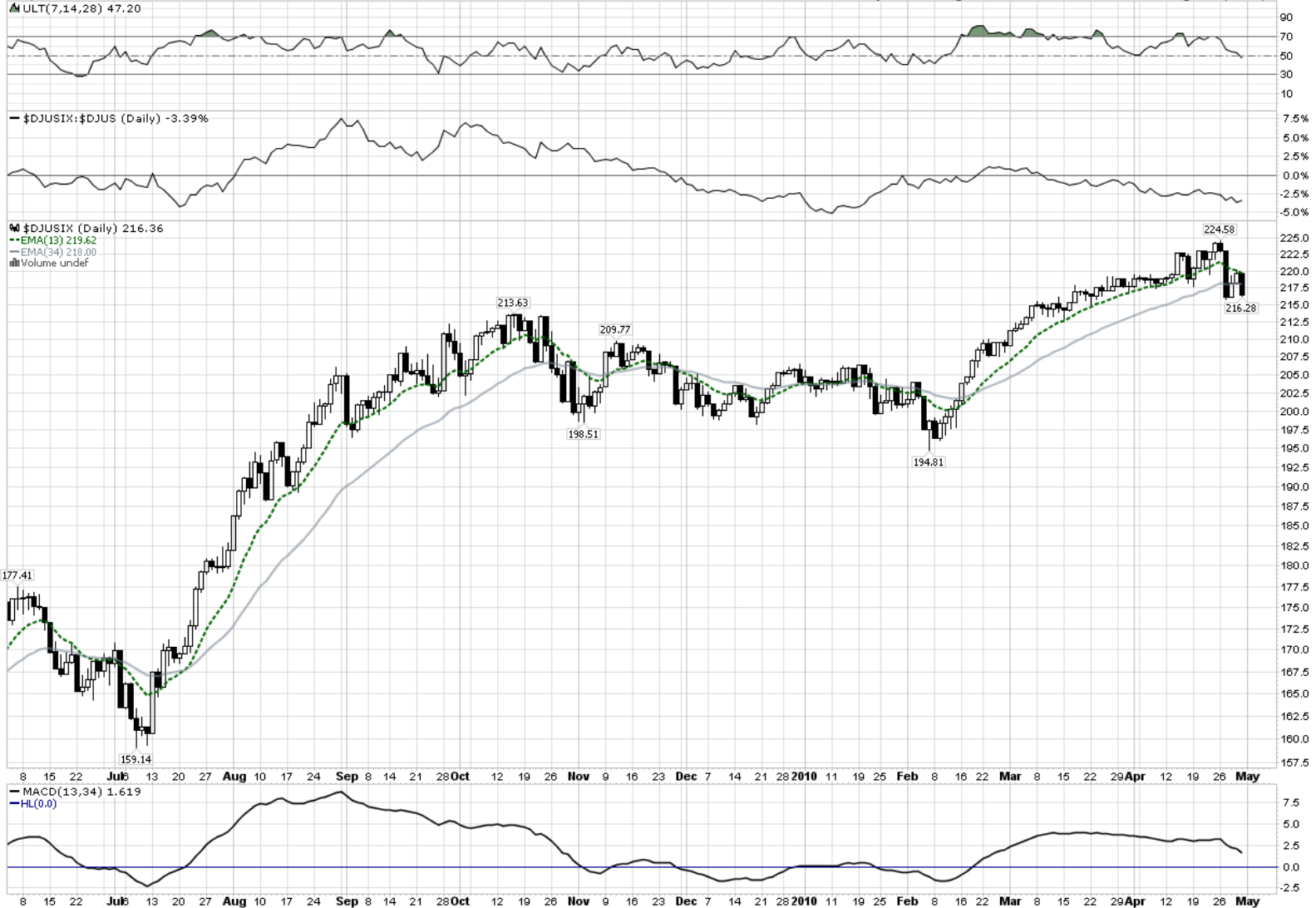
**\$DJUSIX** (Dow Jones US Nonlife Insurance Index) INDX

30-Apr-2010

▲ ULT(7,14,28) 47.20

Open 219.62 High 219.62 Low 216.28 Close 216.36 Chg -3.27 (-1.49%) ▼

© StockCharts.com



\$DJUSL (Dow Jones US Large Cap Index) INDX

30-Apr-2010

ULT(7,14,28) 50.66

Open 257.14 High 257.43 Low 252.94 Close 253.04 Chg -4.08 (-1.59%)

© StockCharts.com



\$DJUSLE (Dow Jones US Leisure Goods Index) INDX

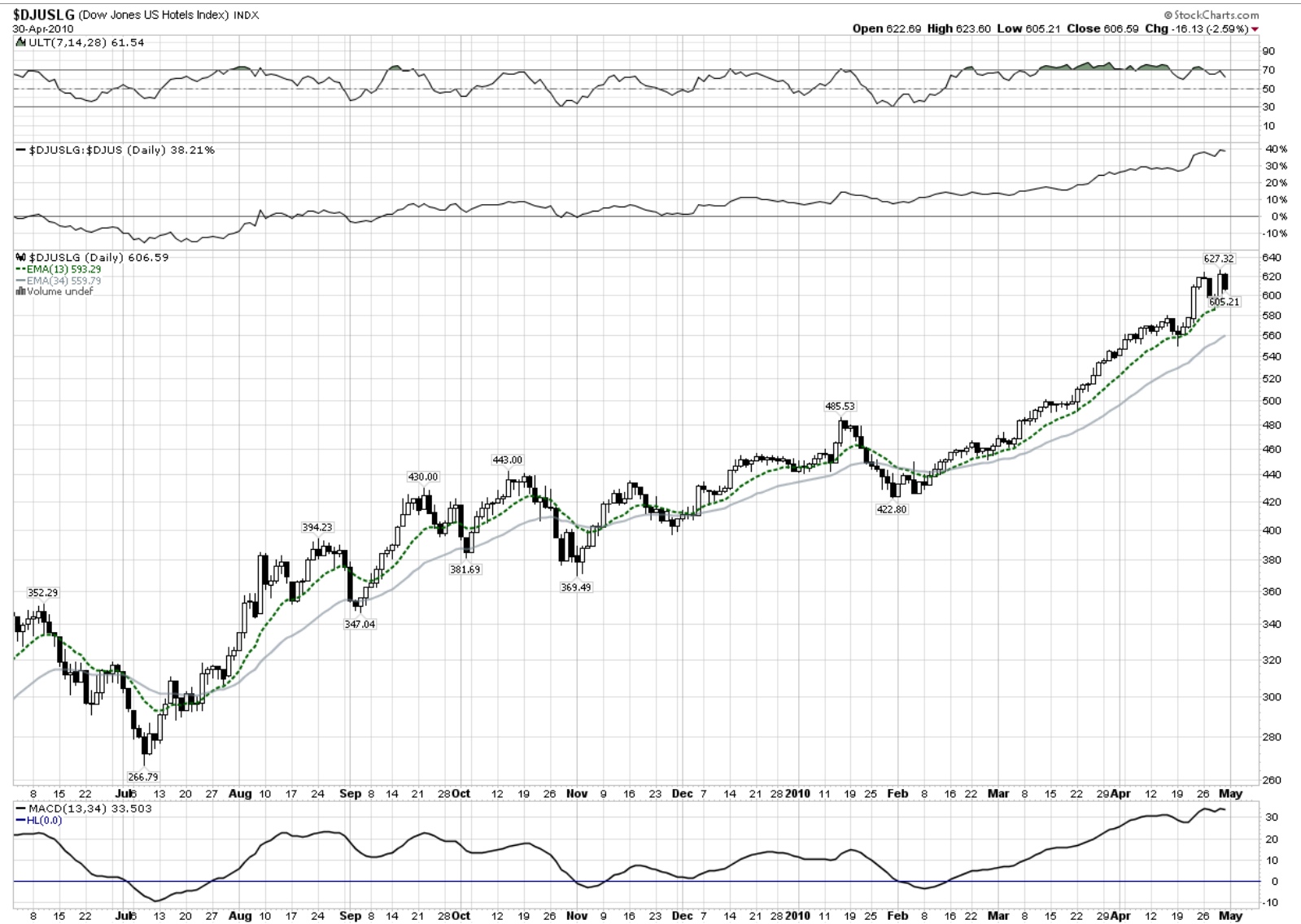
30-Apr-2010

▲ ULT(7,14,28) 44.81

Open 204.71 High 204.88 Low 198.07 Close 198.18 Chg -6.46 (-3.15%) ▼

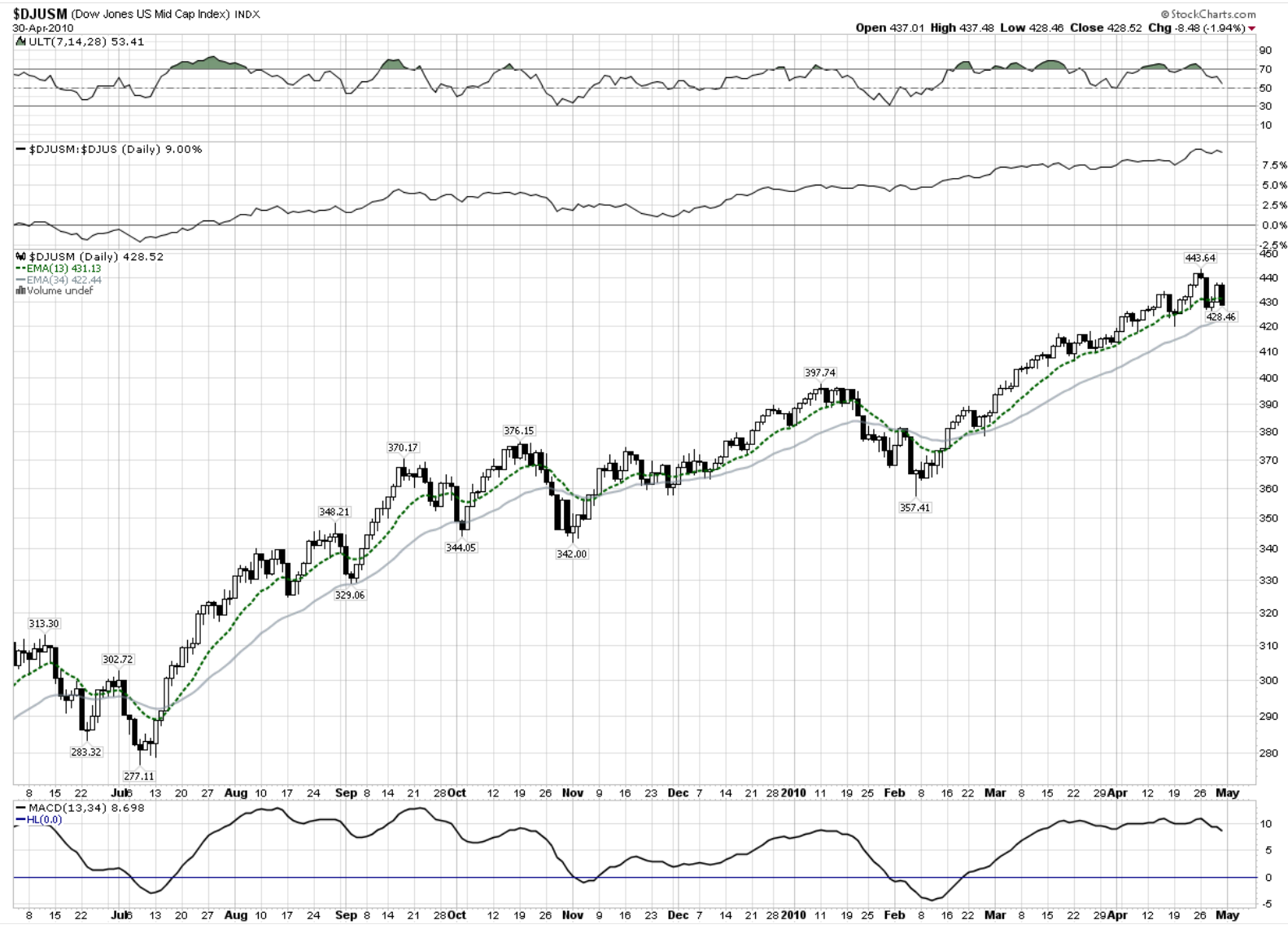
© StockCharts.com





Data provided by: Thomson Reuters and IDC/Comstock  
Unless otherwise indicated, all data is delayed by 20 minutes  
© 1999-2010 StockCharts.com. All Rights Reserved.





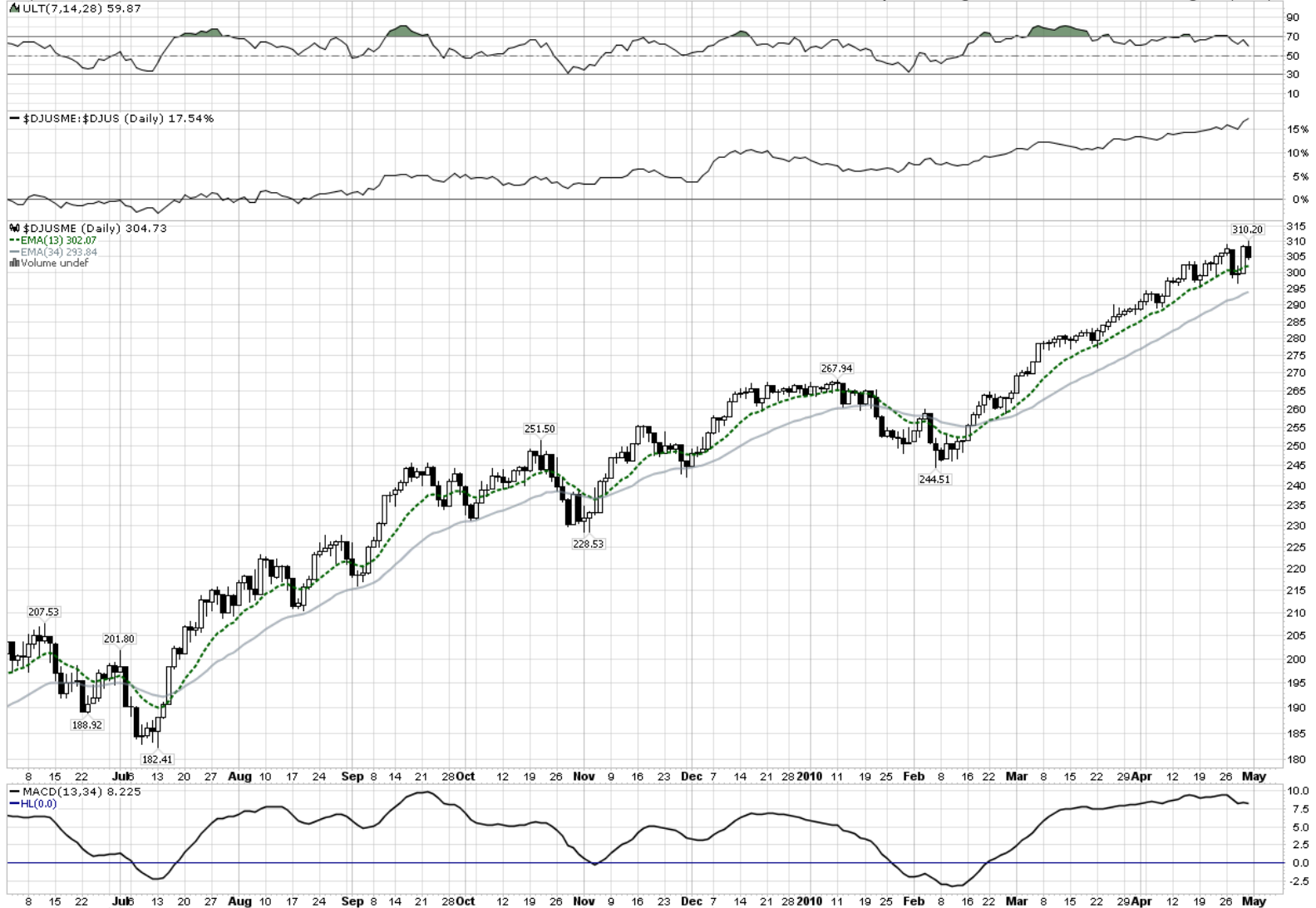
\$DJUSME (Dow Jones US Media Index) INDX

30-Apr-2010

▲ ULT(7,14,28) 59.87

Open 308.19 High 310.20 Low 304.09 Close 304.73 Chg -3.46 (-1.12%)

© StockCharts.com



\$DJUSMF (Dow Jones US Mortgage Finance Index) INDX

30-Apr-2010

▲ ULT(7,14,28) 44.33

Open 4.26 High 4.26 Low 4.12 Close 4.14 Chg -0.12 (-2.82%) ▼

© StockCharts.com



\$DJUSMG (Dow Jones US Mining Index) INDX

30-Apr-2010

▲ ULT(7,14,28) 52.19

Open 208.29 High 210.96 Low 204.42 Close 205.02 Chg -3.24 (-1.56%) ▼

© StockCharts.com



\$DJUSMS (Dow Jones US Medical Supplies Index) INDXX

30-Apr-2010

ULT(7,14,28) 33.33

Open 383.49 High 385.85 Low 377.58 Close 377.75 Chg -5.71 (-1.49%)

© StockCharts.com



\$DJUSMT (Dow Jones US Marine Transportation Index) INDEX

30-Apr-2010

▲ ULT(7,14,28) 54.33

© StockCharts.com  
Open 209.81 High 211.57 Low 205.59 Close 205.69 Chg -3.73 (-1.78%) ▼



\$DJUSMU (Dow Jones US Multiutilities Index) INDX

30-Apr-2010

▲ ULT(7,14,28) 57.12

Open 99.94 High 100.99 Low 99.58 Close 100.20 Chg +0.26 (+0.26%) ▲

© StockCharts.com



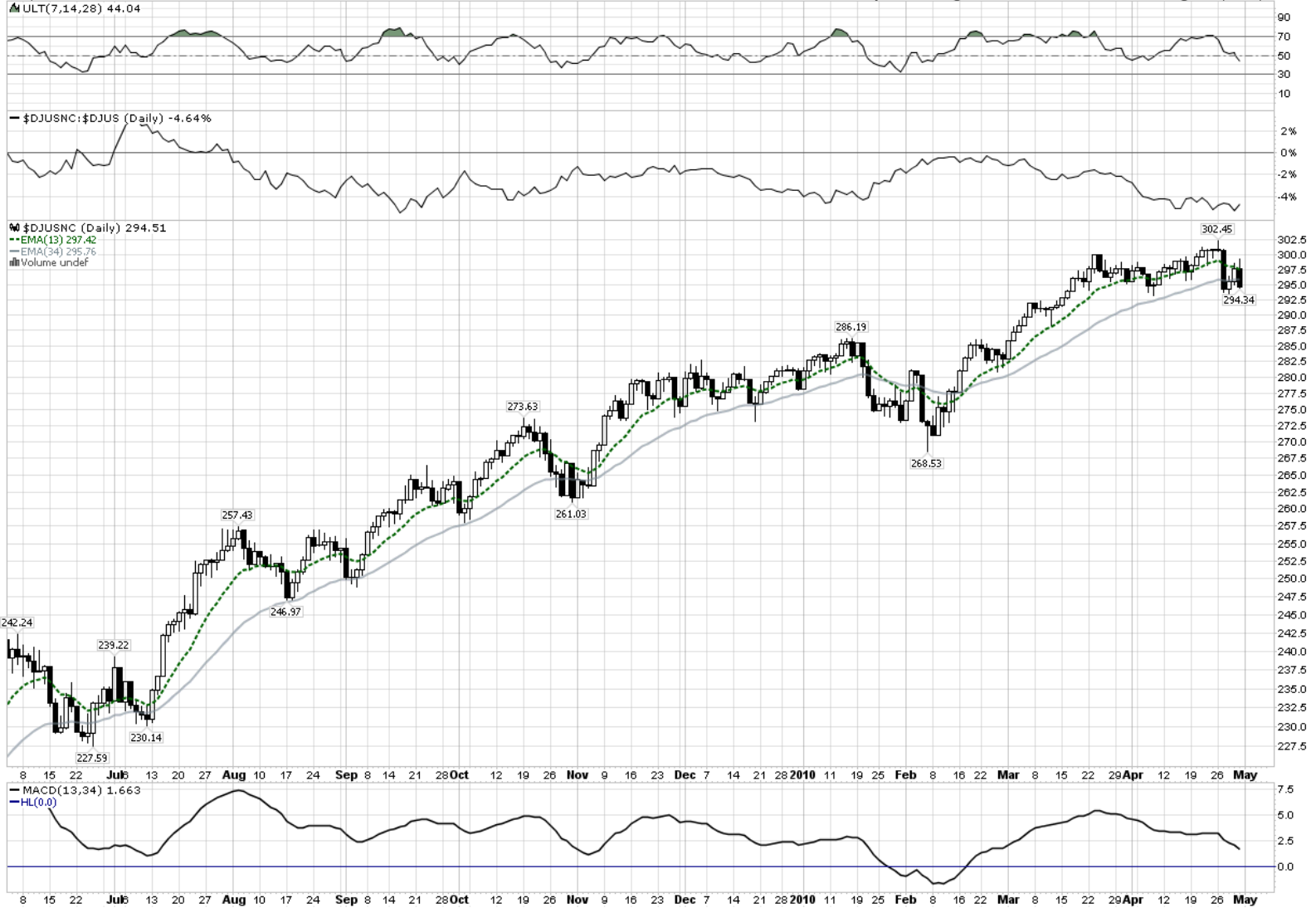
\$DJUSNC (Dow Jones US Consumer Goods Index) INDX

30-Apr-2010

▲ ULT(7,14,28) 44.04

Open 297.57 High 299.32 Low 294.34 Close 294.51 Chg -3.05 (-1.02%) ▼

© StockCharts.com





**\$DJUSNF** (Dow Jones US Nonferrous Metals Index) INDEX

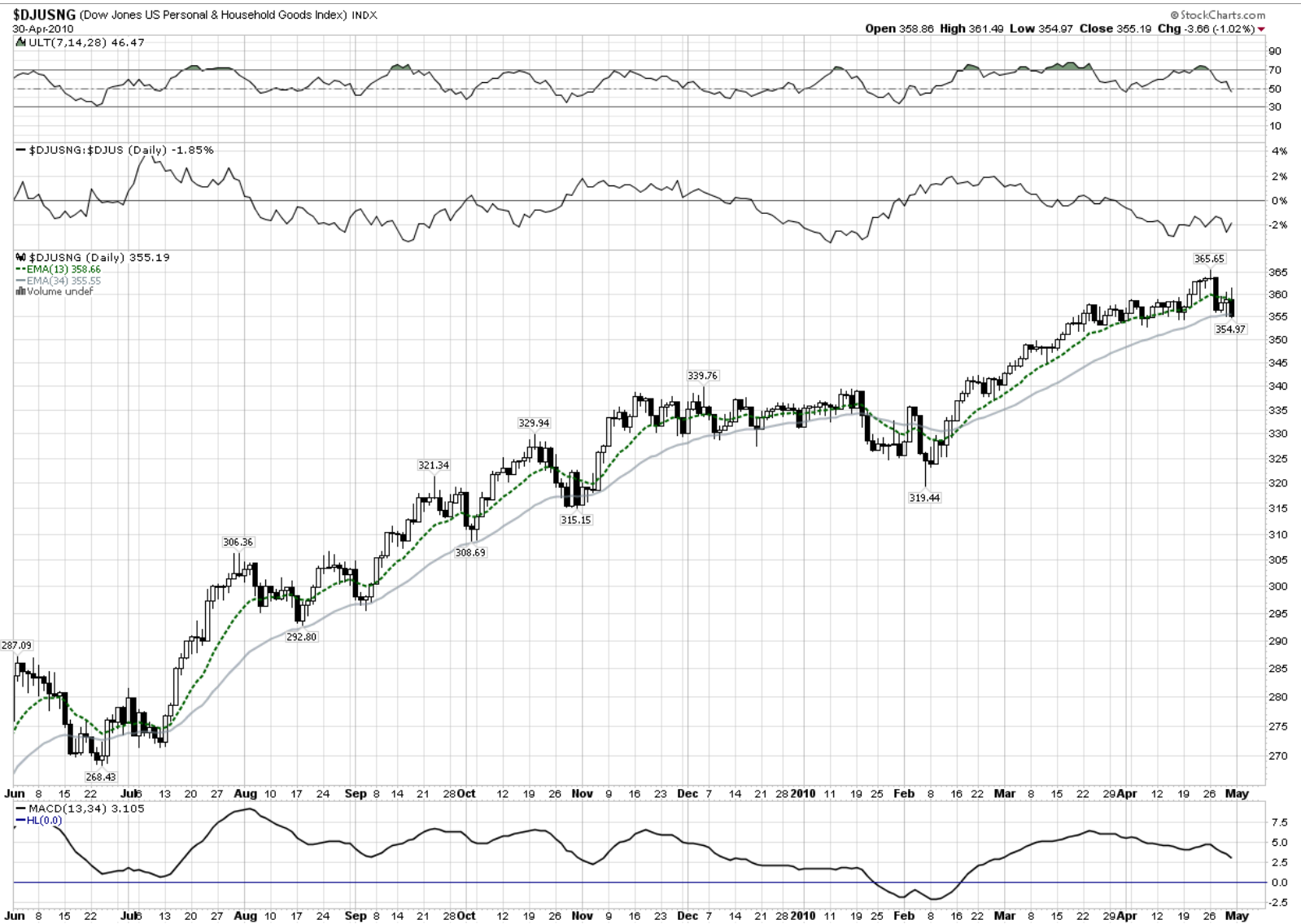
30-Apr-2010

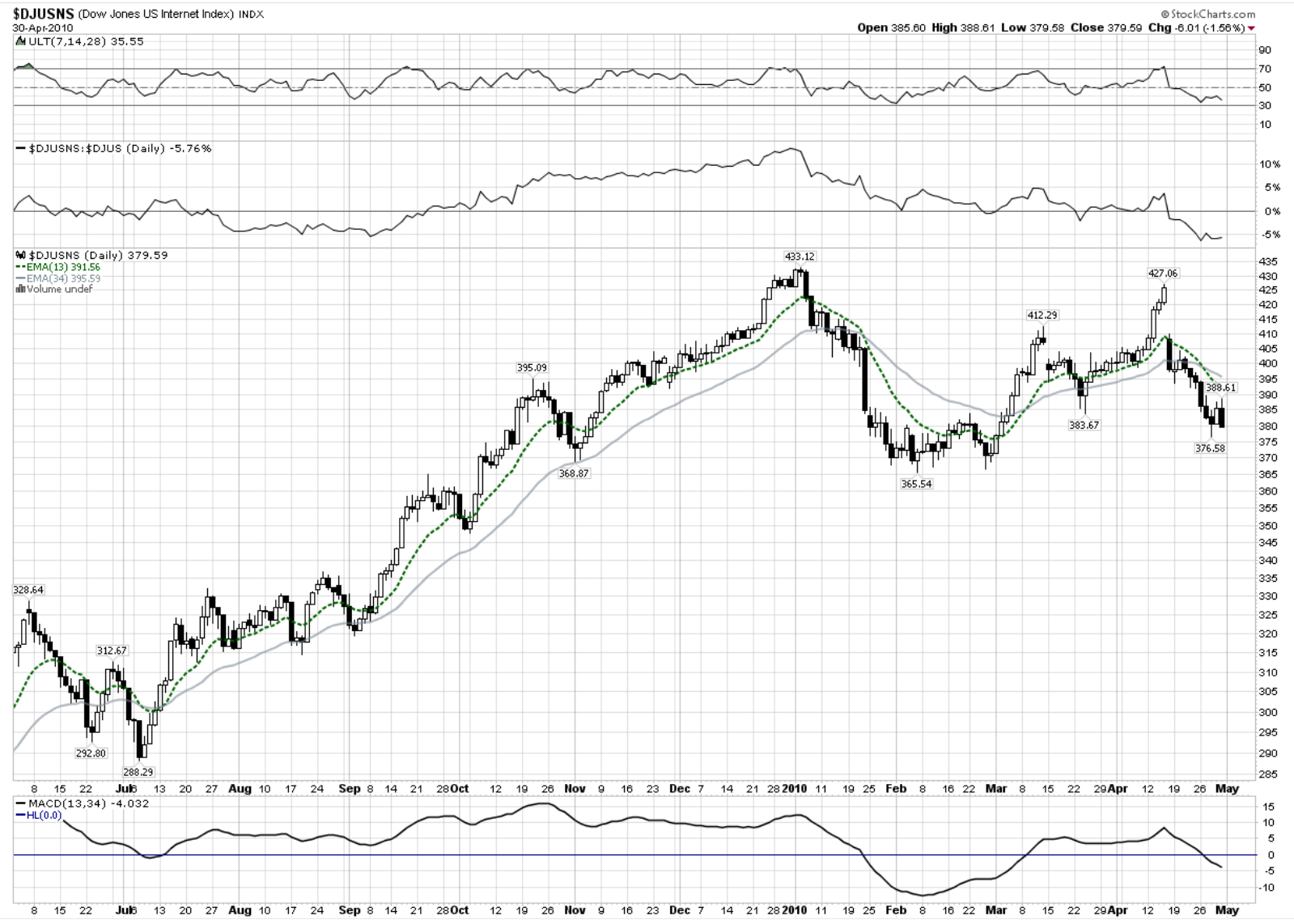
▲ ULT(7,14,28) 42.47

Open 493.42 High 498.42 Low 478.46 Close 480.67 Chg -12.69 (-2.57%) ▼

© StockCharts.com







\$DJUSOE (Dow Jones US Electronic Office Equipment Index) INDXX

30-Apr-2010

▲ ULT(7,14,28) 54.91

Open 198.53 High 199.35 Low 193.02 Close 193.70 Chg -5.09 (-2.56%) ▼

© StockCharts.com



**\$DJUSOG** (Dow Jones US Oil & Gas Producers Index) INDX

30-Apr-2010

ULT(7,14,28) 50.19

Open 509.76 High 513.52 Low 504.23 Close 506.23 Chg -3.50 (-0.69%)

© StockCharts.com



\$DJUSOI (Dow Jones US Oil Equipment & Services Index) INDX

30-Apr-2010

▲ ULT(7,14,28) 57.18

Open 541.40 High 541.89 Low 516.27 Close 525.41 Chg -15.99 (-2.95%) ▼

© StockCharts.com



\$DJUSOL (Dow Jones US Integrated Oil & Gas Index) INDXX

30-Apr-2010

ULT(7,14,28) 47.55

Open 450.84 High 453.73 Low 445.99 Close 446.50 Chg -4.30 (-0.95%)

© StockCharts.com



**\$DJUSOQ** (Dow Jones US Oil Equipment, Services & Distribution Index) INDXX

30-Apr-2010

Open 563.37 High 563.89 Low 539.12 Close 547.98 Chg -15.40 (-2.73%)

© StockCharts.com

ULT(7,14,28) 57.57





**\$DJUSOS** (Dow Jones US Exploration & Production Index) INDX

30-Apr-2010

▲ ULT(7,14,28) 53.78

Open 623.15 High 631.83 Low 613.96 Close 621.46 Chg -1.60 (-0.26%) ▼

© StockCharts.com

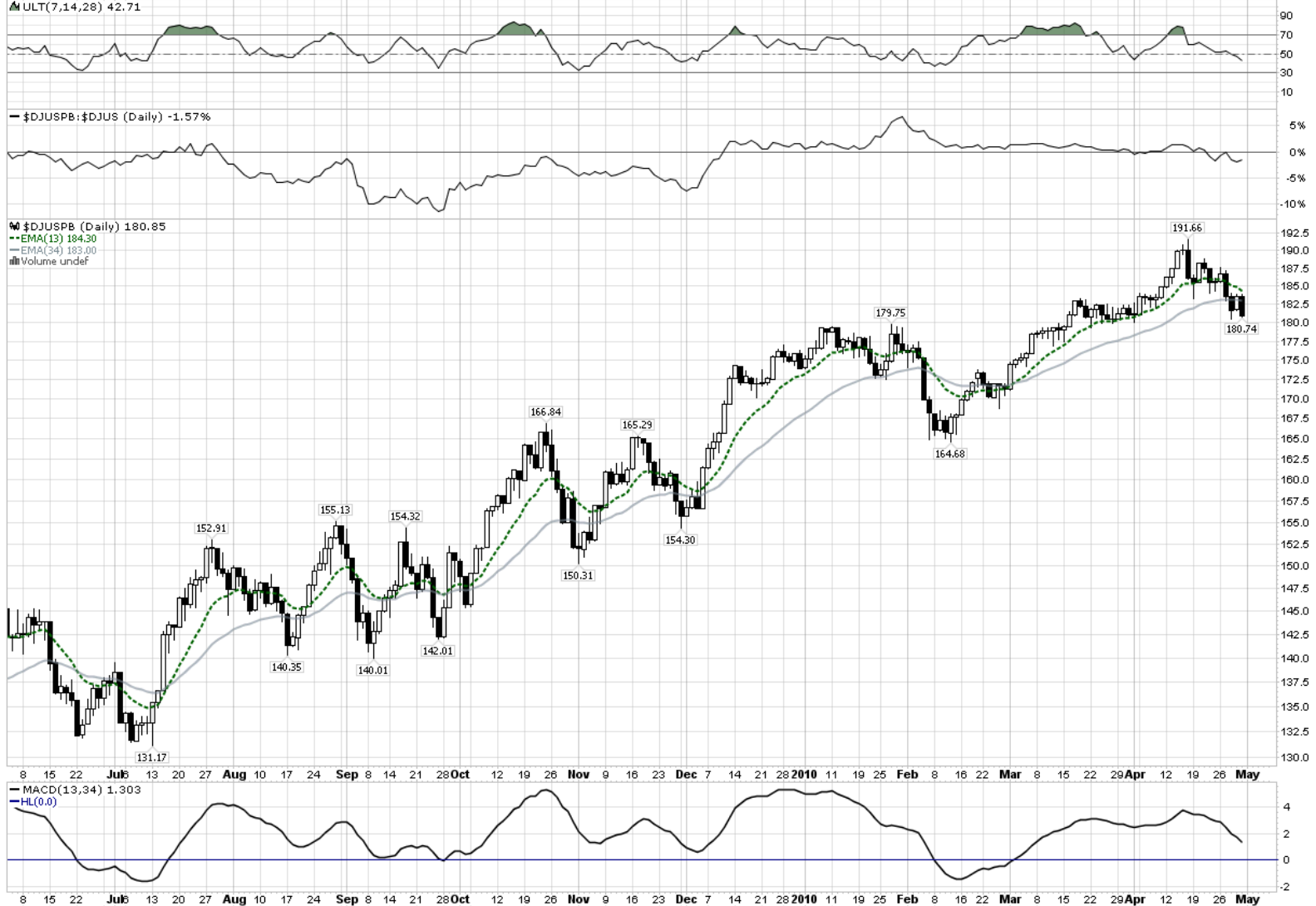


**\$DJUSPB** (Dow Jones US Publishing Index) INDX

30-Apr-2010

▲ ULT(7,14,28) 42.71

© StockCharts.com  
Open 183.56 High 183.86 Low 180.74 Close 180.85 Chg -2.68 (-1.46%) ▼



\$DJUSPC (Dow Jones US Waste & Disposal Services Index) INDEX

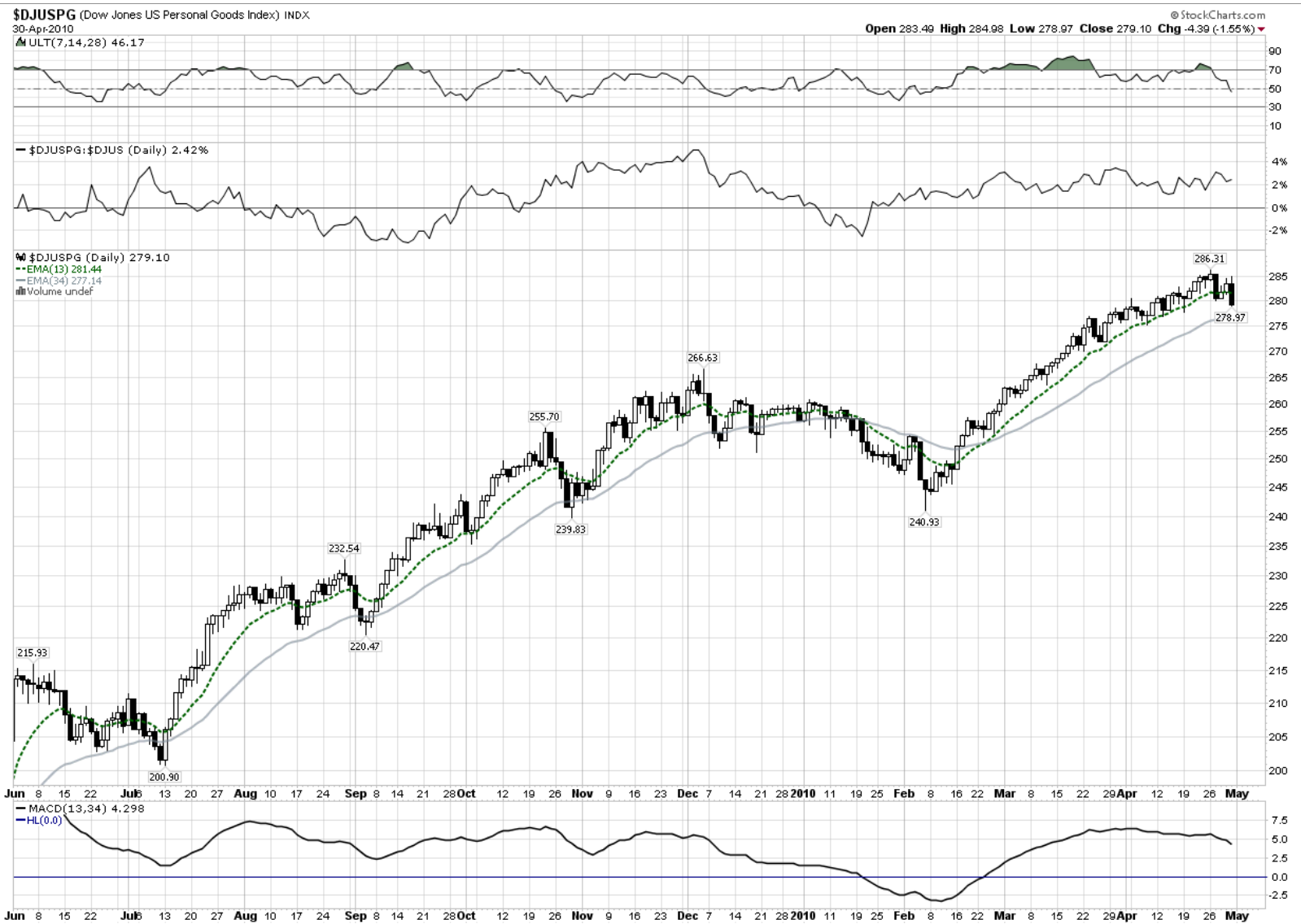
30-Apr-2010

▲ ULT(7,14,28) 56.61

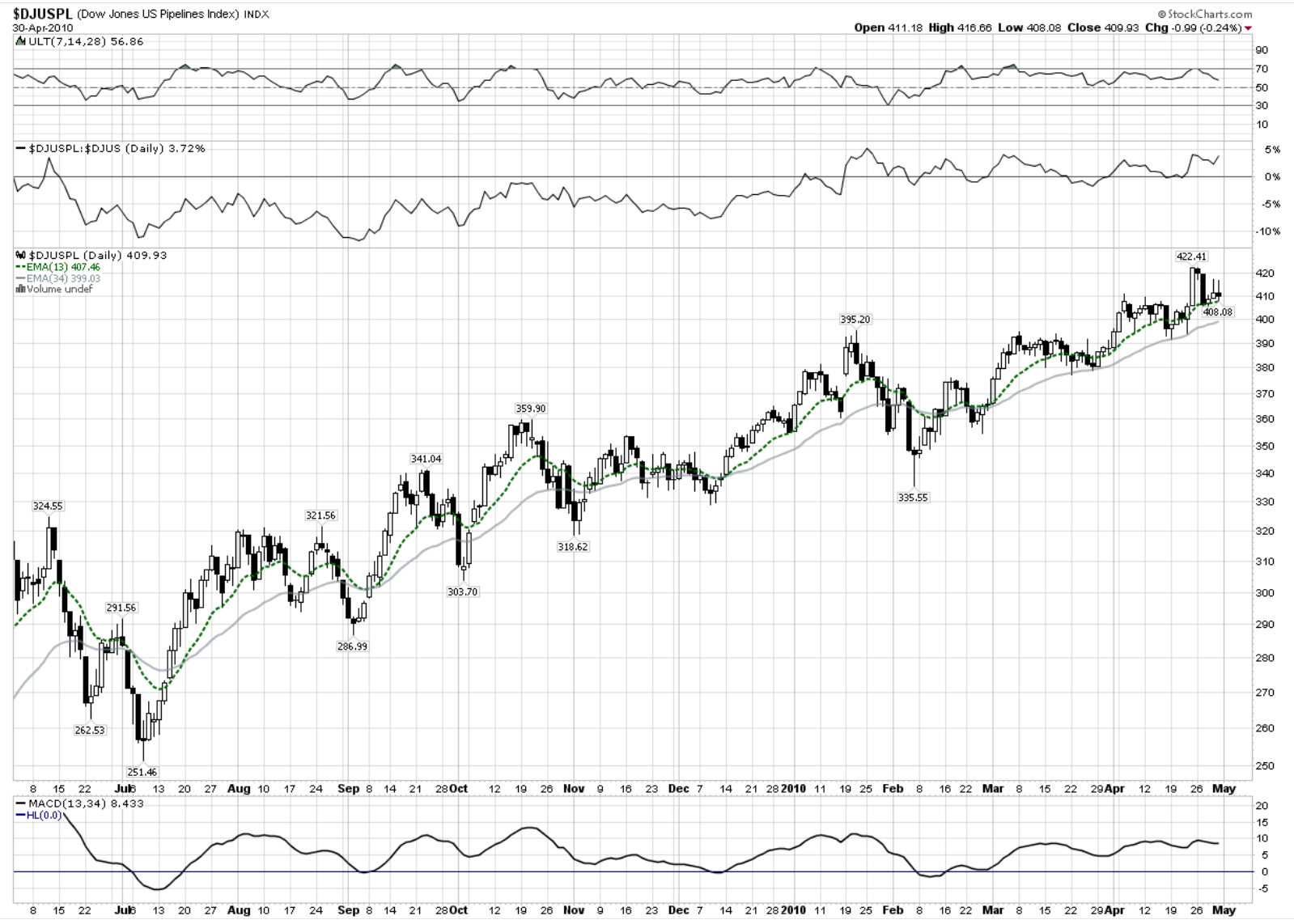
Open 115.70 High 117.37 Low 115.60 Close 116.06 Chg +0.37 (+0.32%) ▲

© StockCharts.com





Data provided by: Thomson Reuters and IDC/Comstock  
Unless otherwise indicated, all data is delayed by 20 minutes  
© 1999-2009 StockCharts.com. All Rights Reserved.



\$DJUSPM (Dow Jones US Gold Mining Index) INDEX

30-Apr-2010

▲ ULT(7,14,28) 63.31

Open 109.76 High 112.18 Low 109.76 Close 110.27 Chg +0.55 (+0.50%) ▲

© StockCharts.com



\$DJUSPN (Dow Jones US Pharmaceuticals & Biotechnology Index) INDXX

30-Apr-2010

▲ ULT(7,14,28) 43.22

Open 290.79 High 292.91 Low 288.85 Close 288.88 Chg -1.91 (-0.66%) ▼

© StockCharts.com



\$DJUSPP (Dow Jones US Paper Index) INDX

30-Apr-2010

▲ ULT(7,14,28) 40.68

© StockCharts.com  
Open 107.64 High 108.67 Low 101.95 Close 101.98 Chg -5.52 (-5.13%) ▼





\$DJUSPR (Dow Jones US Pharmaceuticals Index) INDX

30-Apr-2010

▲ ULT(7,14,28) 43.79

Open 247.09 High 249.19 Low 245.81 Close 245.87 Chg -1.22 (-0.49%) ▼

© StockCharts.com



\$DJUSPT (Dow Jones US Platinum & Precious Metals Index) INDX

30-Apr-2010

© StockCharts.com

▲ ULT(7,14,28) 60.23

Open 81.12 High 81.65 Low 79.39 Close 79.52 Chg -0.14 (-0.18%) ▼

— \$DJUSPT:\$DJUS (Daily) 39.85%

● \$DJUSPT (Daily) 79.52

--- EMA(13) 78.24

--- EMA(34) 76.61

■ Volume undef



\$DJUSRA (Dow Jones US Apparel Retailers Index) INDX

30-Apr-2010

▲ ULT(7,14,28) 43.93

Open 433.10 High 434.53 Low 418.34 Close 418.87 Chg -14.12 (-3.26%)

© StockCharts.com



\$DJUSRB (Dow Jones US Broadline Retailers Index) INDX

30-Apr-2010

▲ ULT(7,14,28) 44.75

Open 392.32 High 393.46 Low 386.97 Close 386.99 Chg -5.35 (-1.36%) ▼

© StockCharts.com



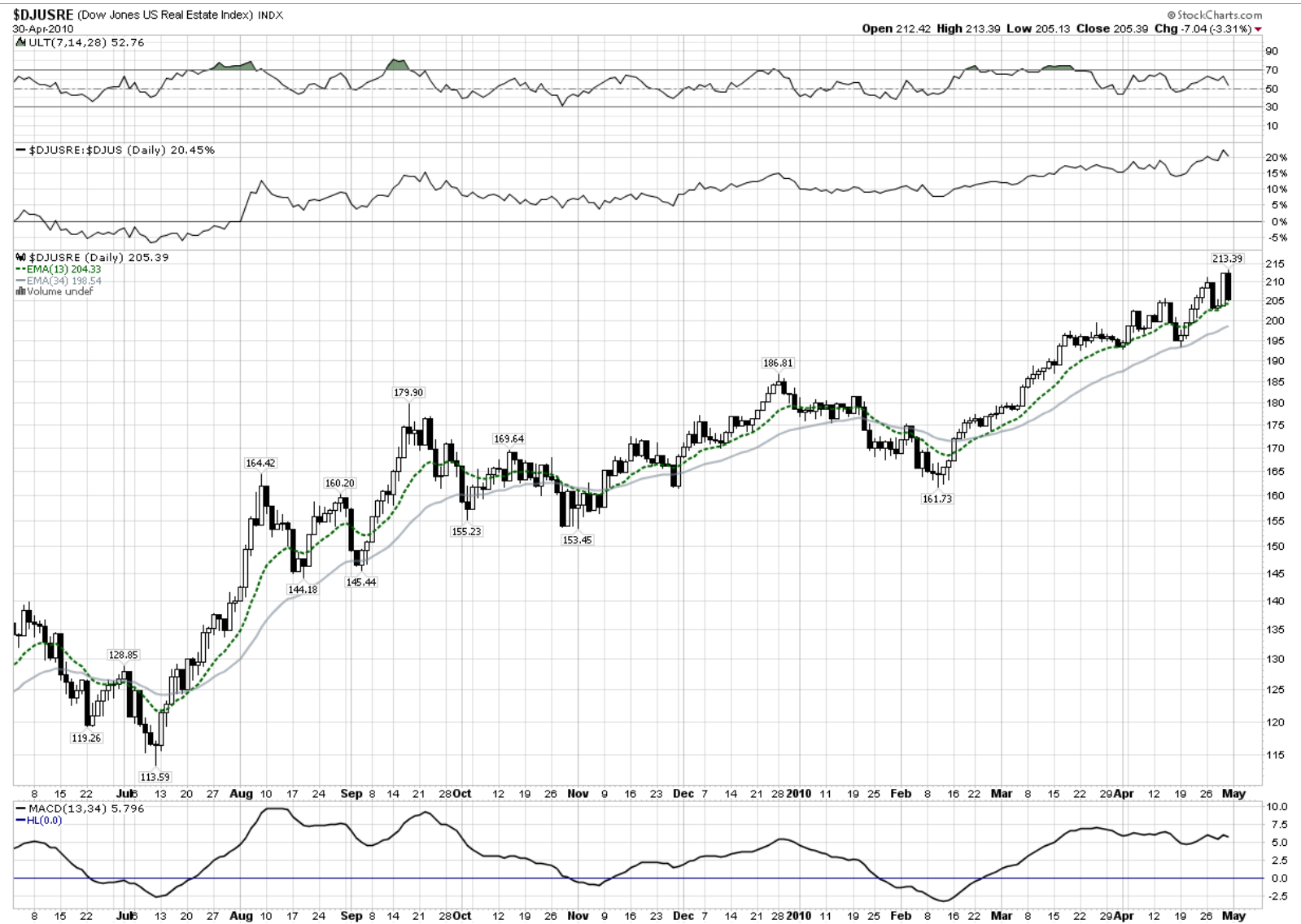
\$DJUSRD (Dow Jones US Drug Retailers Index) INDXX

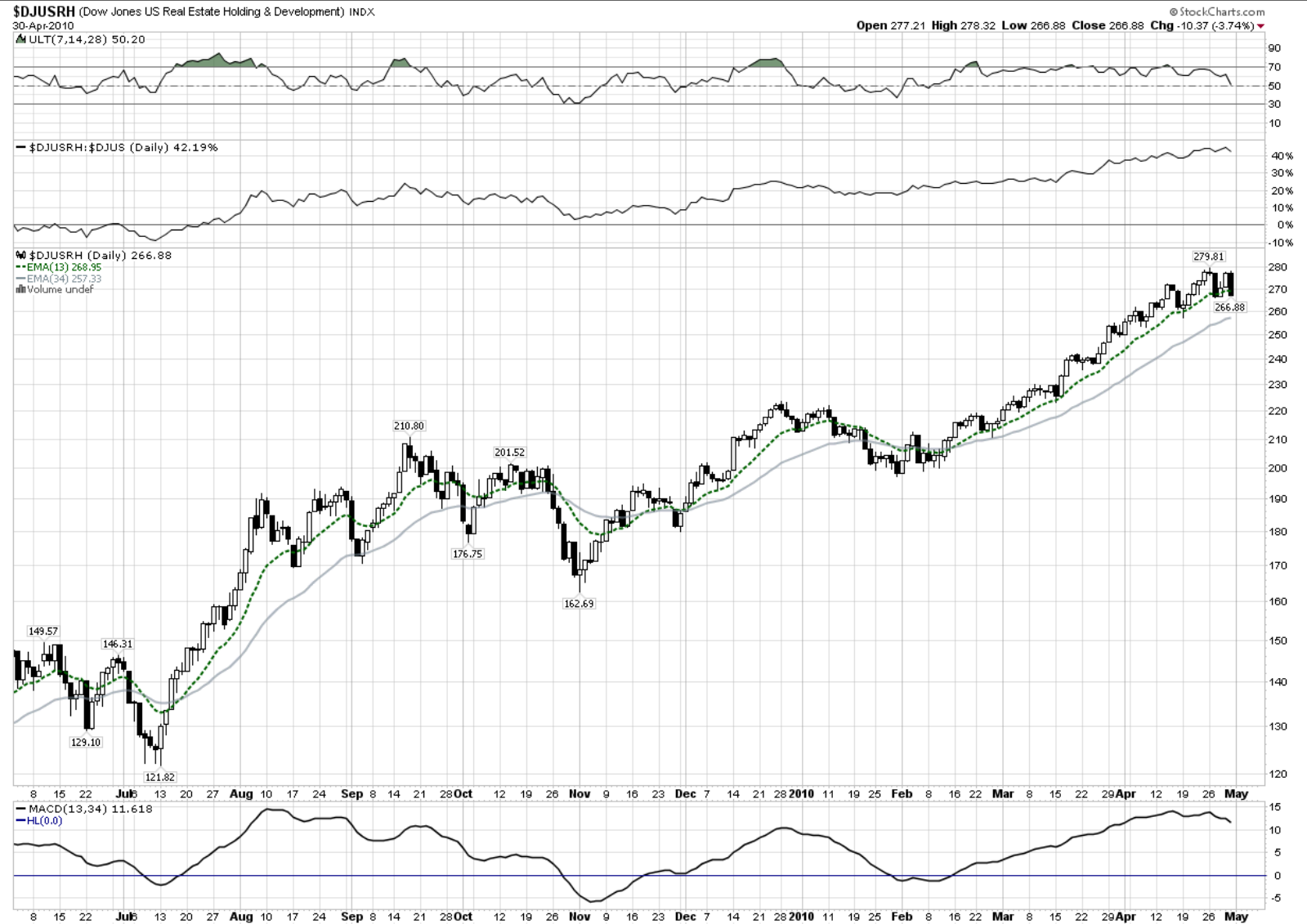
30-Apr-2010

▲ ULT(7,14,28) 44.04

© StockCharts.com  
Open 497.87 High 501.18 Low 489.28 Close 489.49 Chg -8.38 (-1.68%) ▼







\$DJUSRI (Dow Jones US Real Estate Investment Trusts Index) INDEX

30-Apr-2010

ULT(7,14,28) 53.13

Open 87.38 High 87.79 Low 84.38 Close 84.51 Chg -2.87 (-3.28%)

© StockCharts.com





**\$DJUSRP** (Dow Jones US Recreational Products Index) INDX

30-Apr-2010

© StockCharts.com

▲ ULT(7,14,28) 51.17

Open 129.09 High 129.70 Low 121.02 Close 121.05 Chg -7.99 (-6.19%) ▼

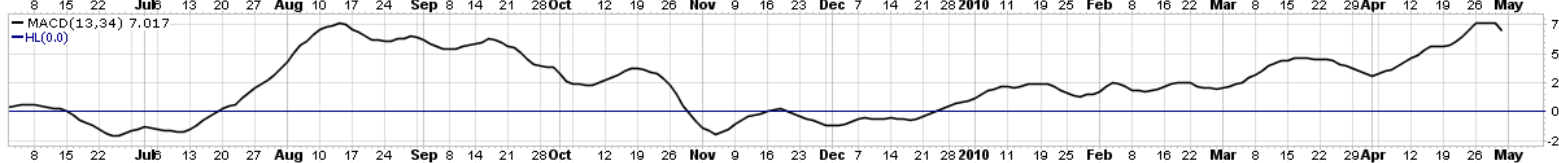
— \$DJUSRP:\$DJUS (Daily) 47.82%

● \$DJUSRP (Daily) 121.05

--- EMA(13) 123.43

--- EMA(34) 116.41

■ Volume undef



\$DJUSRQ (Dow Jones US Recreational Services Index) INDX

30-Apr-2010

ULT(7,14,28) 59.62

Open 75.06 High 75.16 Low 72.52 Close 72.87 Chg -2.39 (-3.18%)

© StockCharts.com



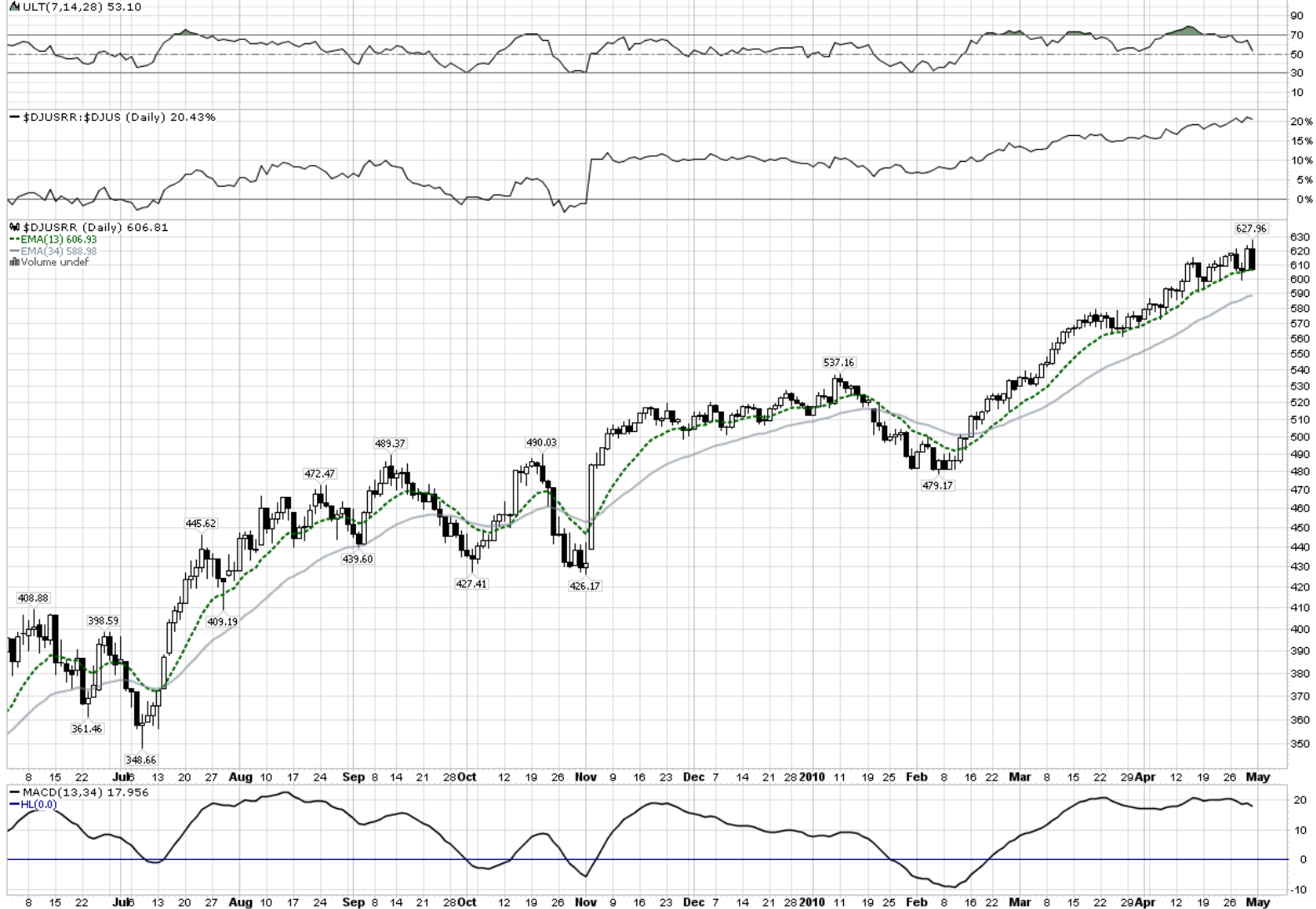
\$DJUSRR (Dow Jones US Railroad Index) INDX

30-Apr-2010

▲ ULT(7,14,28) 53.10

Open 621.19 High 627.96 Low 606.11 Close 606.81 Chg -14.43 (-2.32%)

© StockCharts.com



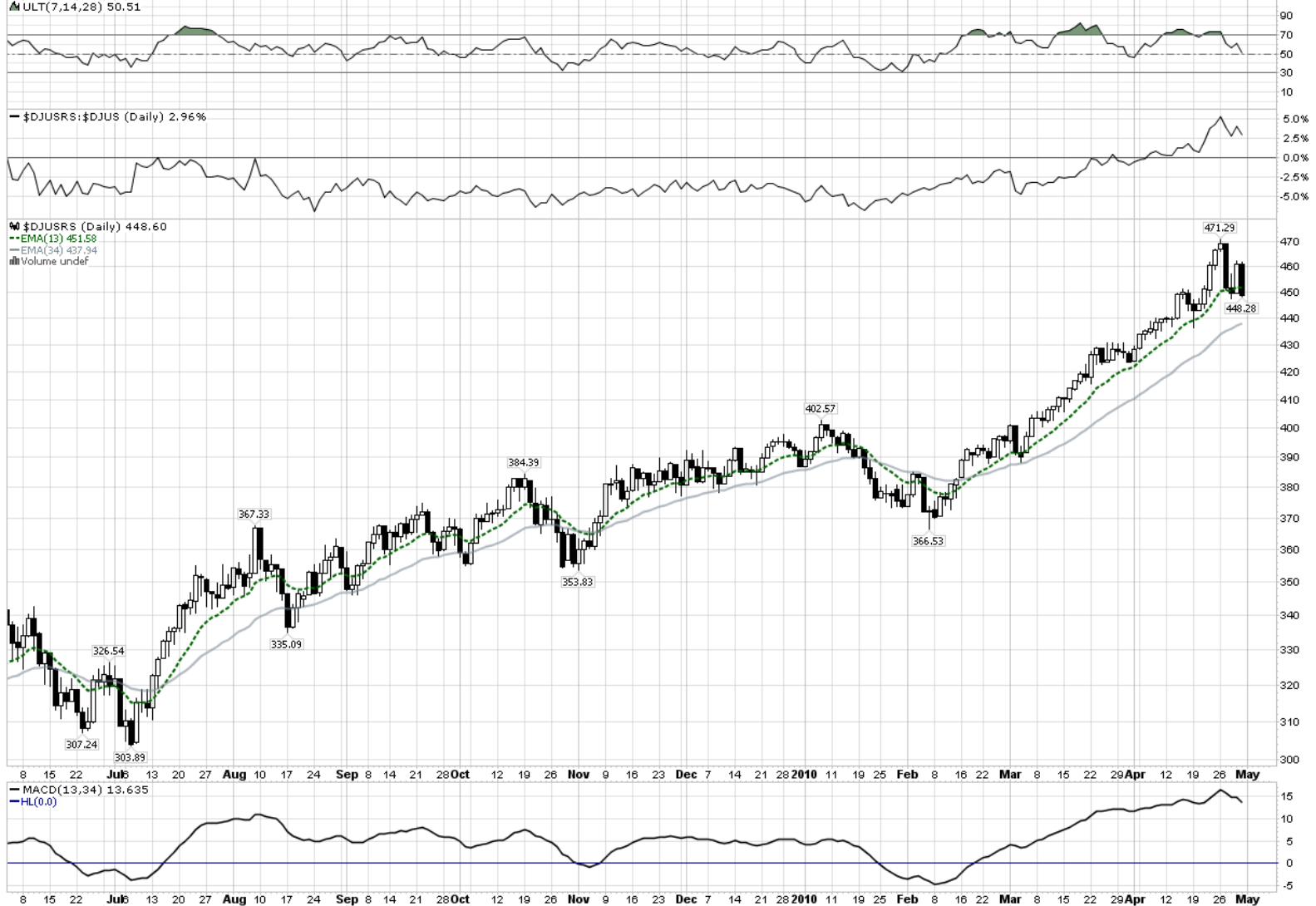
**\$DJUSRS** (Dow Jones US Specialty Retailers Index) INDX

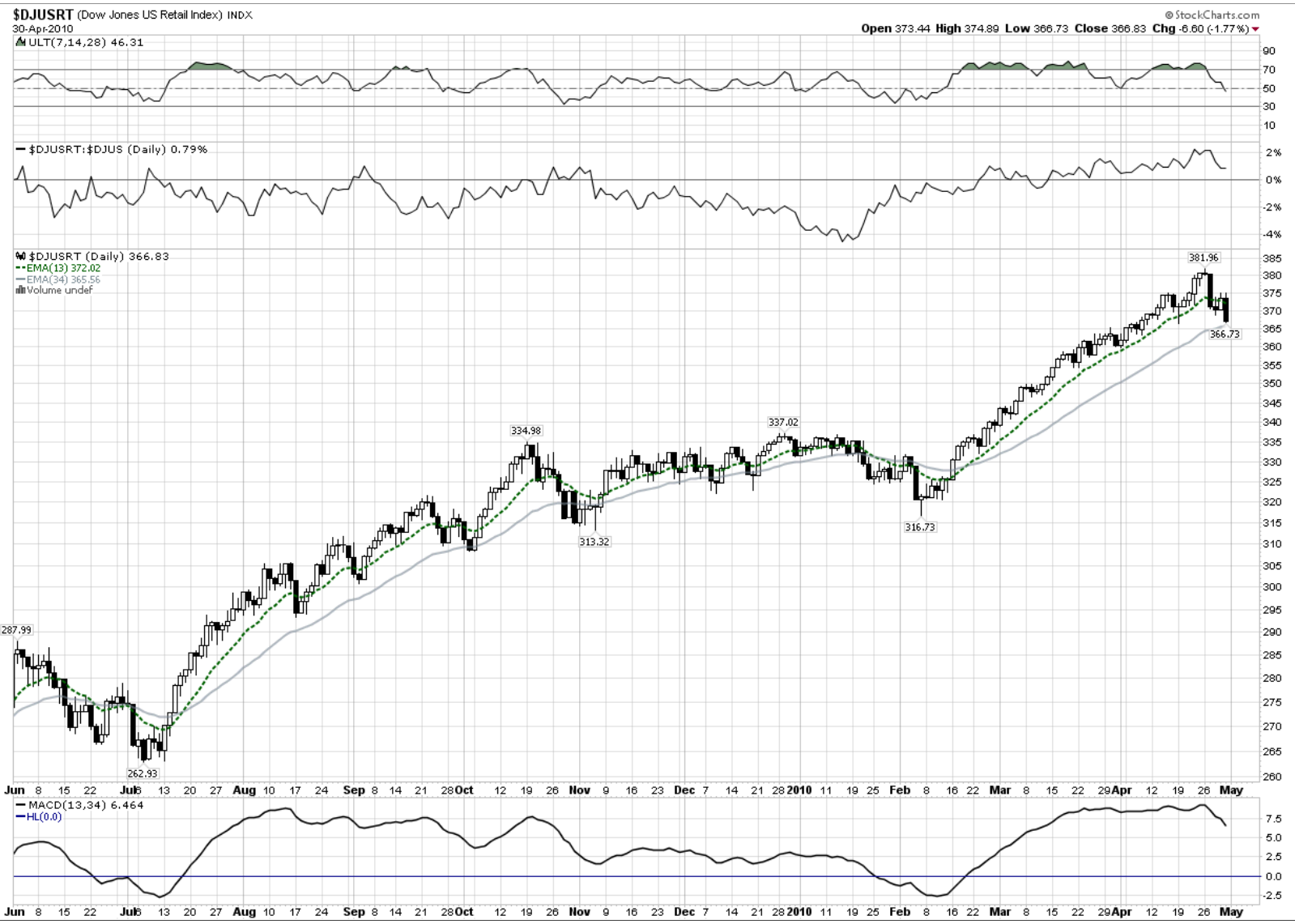
30-Apr-2010

▲ ULT(7,14,28) 50.51

Open 461.07 High 462.11 Low 448.28 Close 448.60 Chg -12.40 (-2.69%) ▼

© StockCharts.com





\$DJUSRU (Dow Jones US Restaurants & Bars Index) INDX

30-Apr-2010

ULT(7,14,28) 51.65

Open 541.05 High 542.78 Low 531.95 Close 532.01 Chg -9.02 (-1.67%)

© StockCharts.com



\$DJUSBB (Dow Jones US Investment Services) INDX

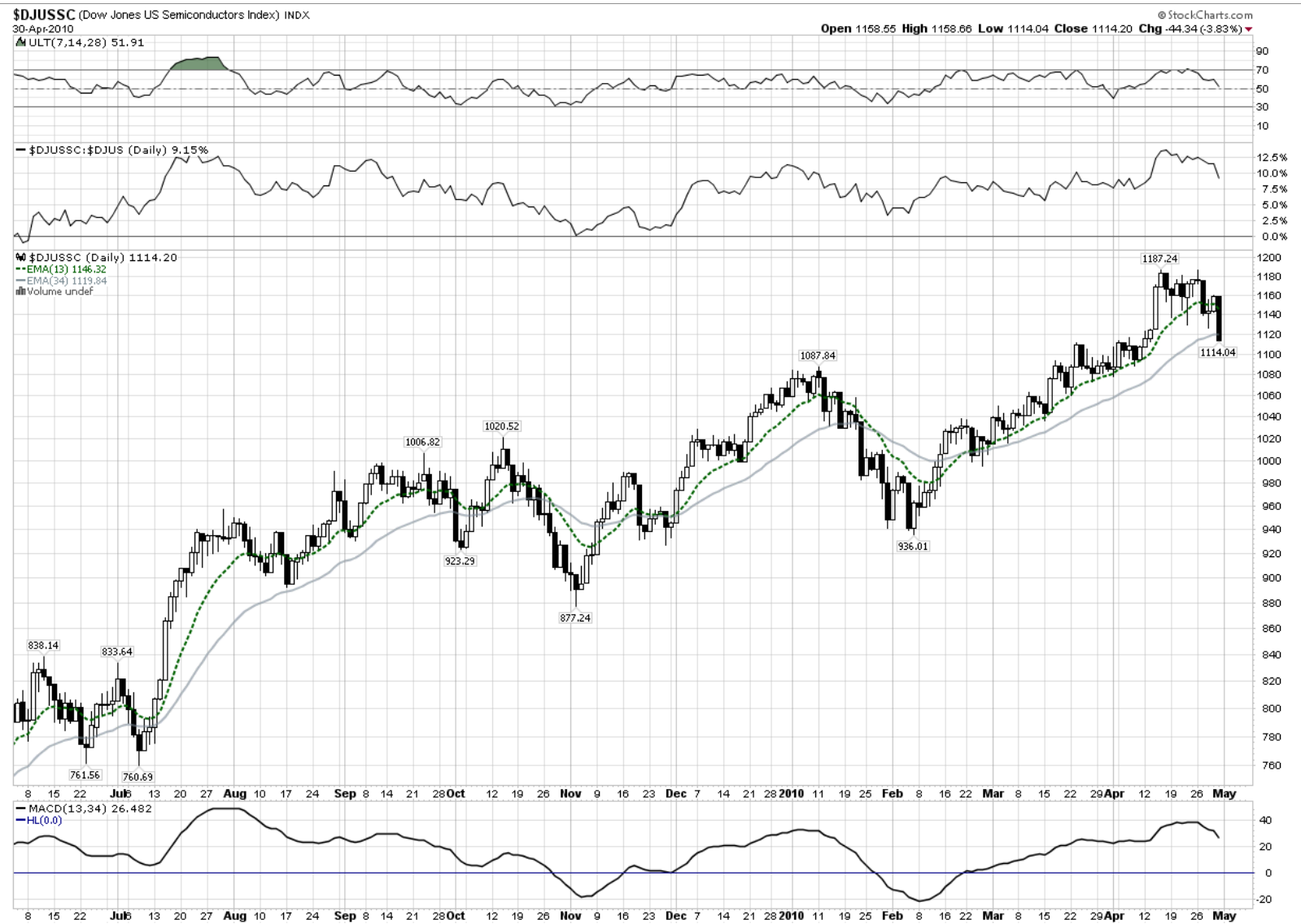
30-Apr-2010

ULT(7,14,28) 40.52

Open 569.32 High 569.66 Low 543.18 Close 544.77 Chg -24.60 (-4.32%)

© StockCharts.com



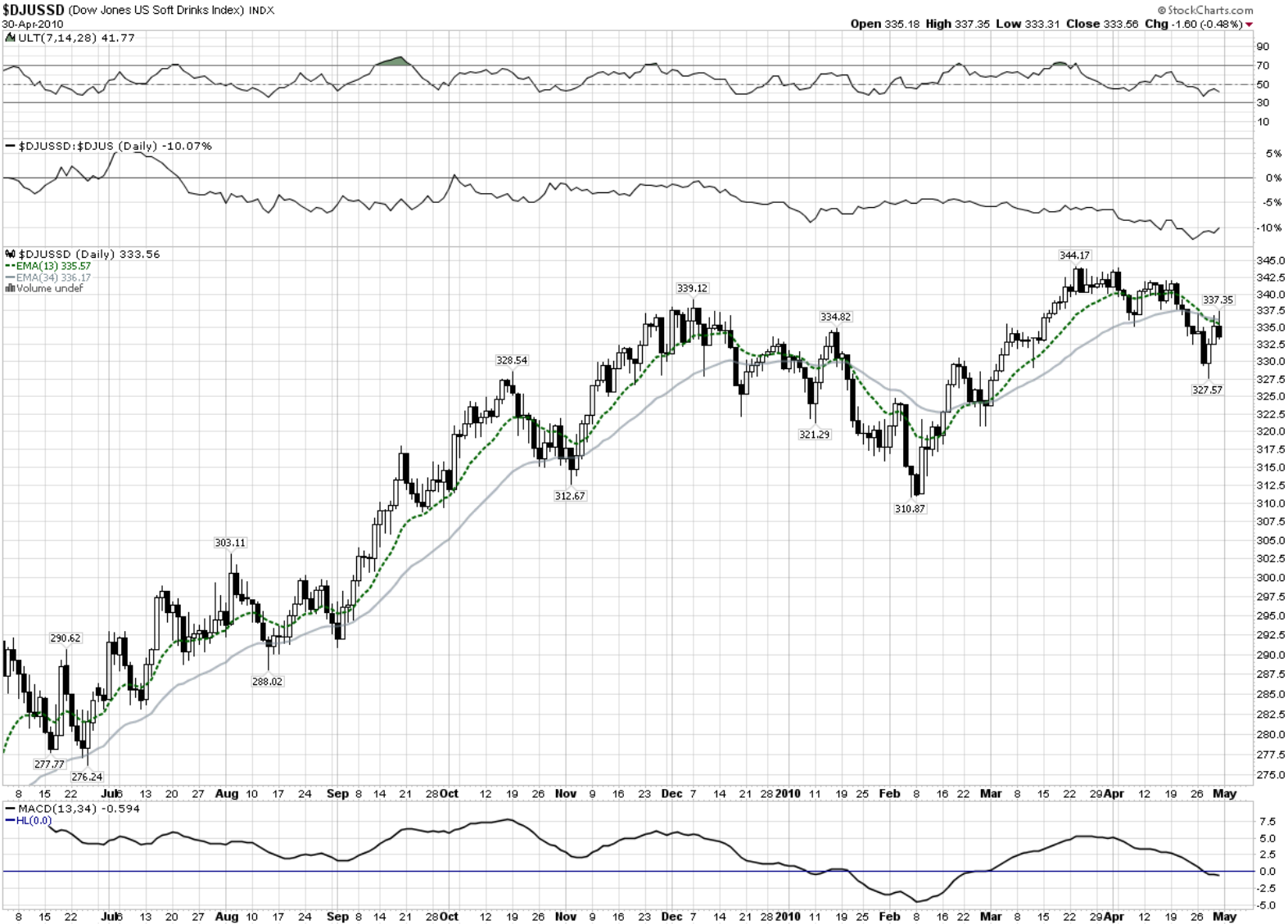


Data provided by: Thomson Reuters and IDC/Comstock  
Unless otherwise indicated, all data is delayed by 20 minutes  
© 1999-2010 StockCharts.com. All Rights Reserved.





Font Size: [-](#) [+](#) [reset](#)



\$DJUSF (Dow Jones US Consumer Finance Index) INDX

30-Apr-2010

▲ ULT(7,14,28) 45.31

Open 76.05 High 76.41 Low 73.74 Close 73.79 Chg -2.27 (-2.98%)

© StockCharts.com



**\$DJUSSP** (Dow Jones US Specialty Finance Index) INDX

30-Apr-2010

ULT(7,14,28) 48.16

Open 55.47 High 55.78 Low 54.98 Close 55.02 Chg -0.54 (-0.97%)

© StockCharts.com



\$DJUSST (Dow Jones US Steel Index) INDX

30-Apr-2010

ULT(7,14,28) 41.03

Open 278.22 High 280.69 Low 271.87 Close 272.21 Chg -6.01 (-2.16%)

© StockCharts.com

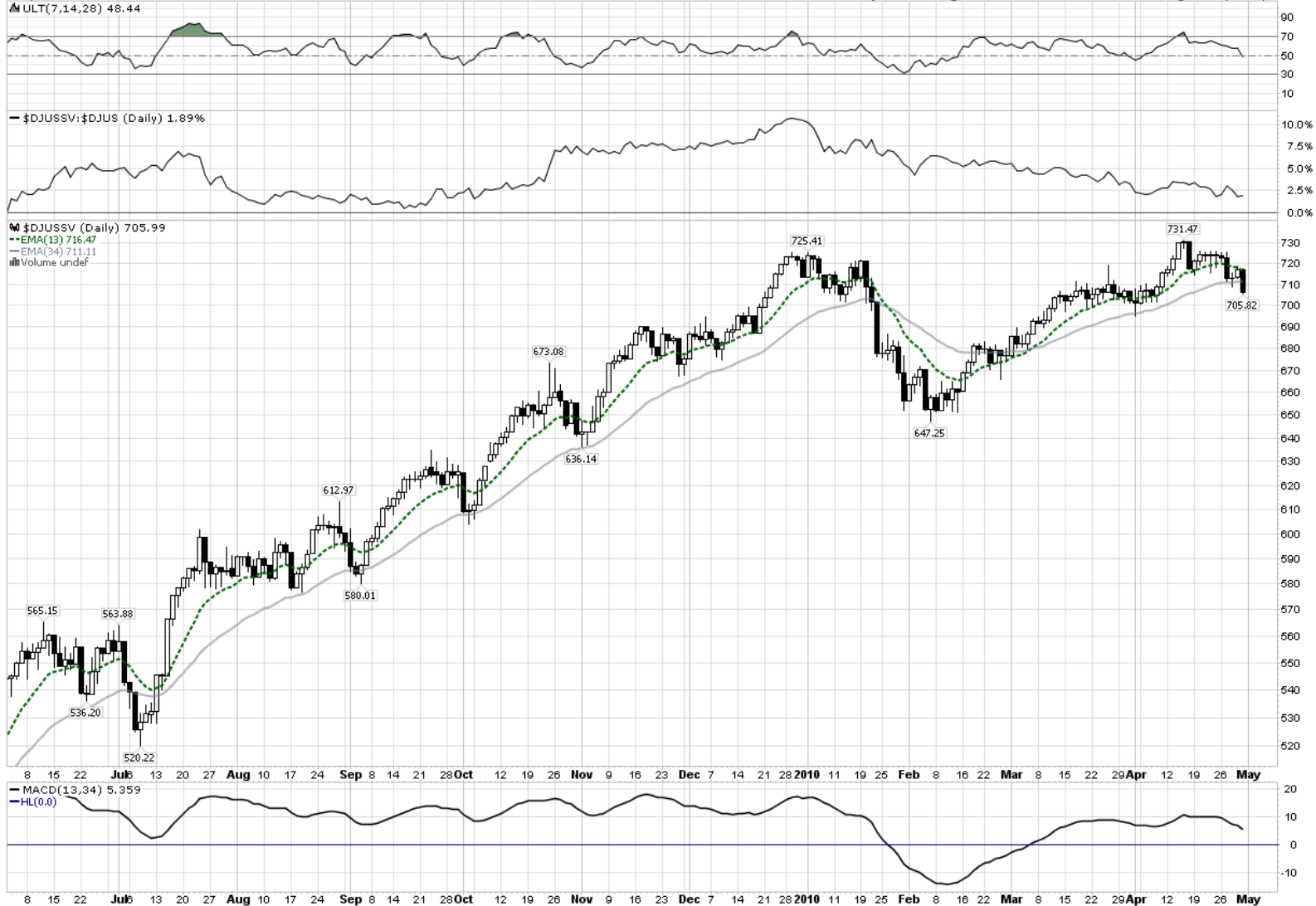


**\$DJUSSV** (Dow Jones US Software & Computer Services Index) INDX

30-Apr-2010

▲ ULT(7,14,28) 48.44

© StockCharts.com  
Open 717.26 High 717.65 Low 705.82 Close 705.99 Chg -11.27 (-1.57%) ▼



\$DJUSSW (Dow Jones US Software Index) INDX

30-Apr-2010

▲ ULT(7,14,28) 52.40

Open 681.28 High 682.15 Low 669.64 Close 669.73 Chg -11.55 (-1.70%)

© StockCharts.com



\$DJUSTB (Dow Jones US Tobacco Index) INDX

30-Apr-2010

▲ ULT(7,14,28) 40.78

Open 320.17 High 322.45 Low 317.61 Close 317.88 Chg -2.26 (-0.71%) ▼

© StockCharts.com



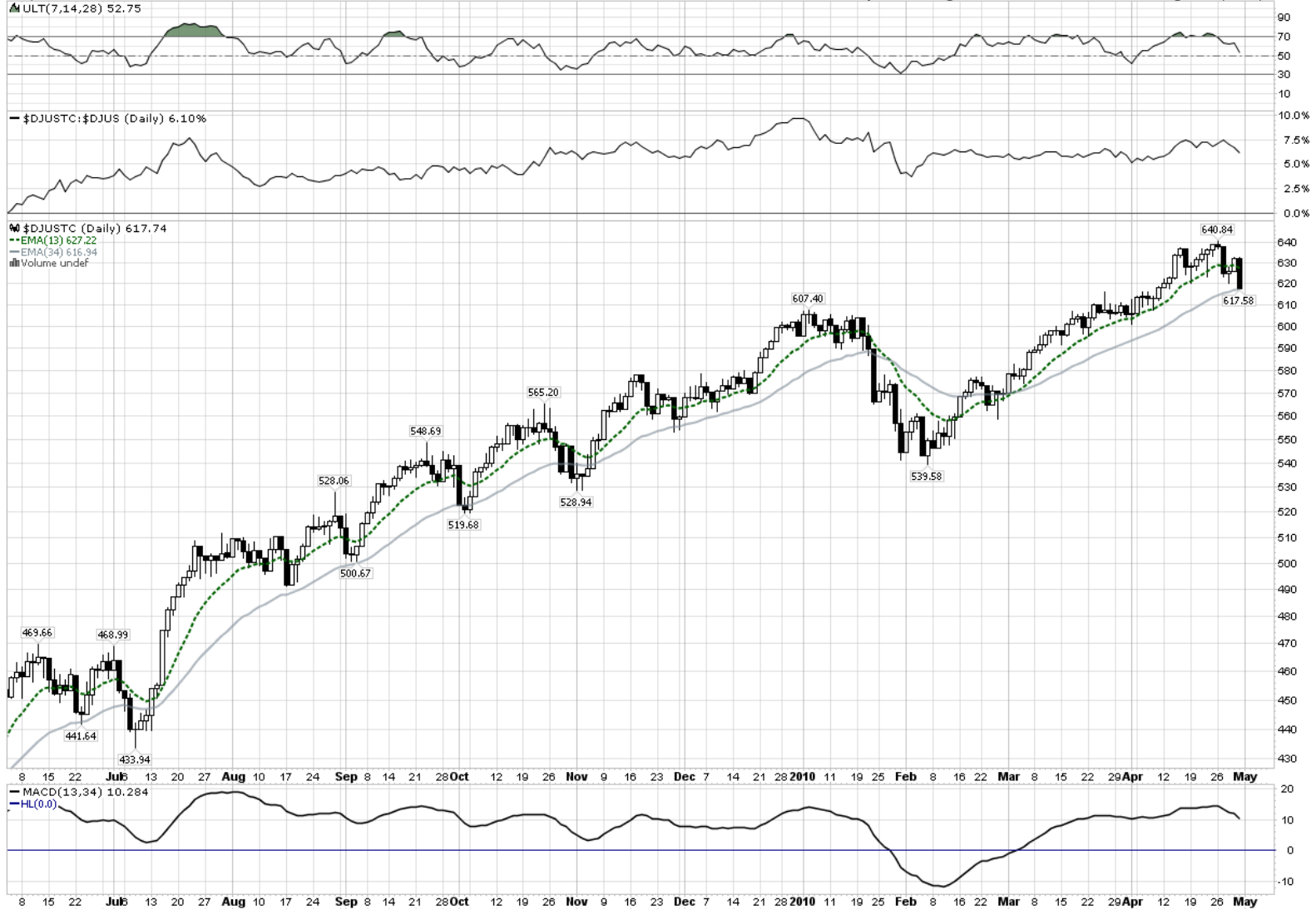
\$DJUSTC (Dow Jones US Technology Index) INDX

30-Apr-2010

▲ ULT(7,14,28) 52.75

Open 632.18 High 632.74 Low 617.58 Close 617.74 Chg -14.44 (-2.28%)

© StockCharts.com





**\$DJUSTK** (Dow Jones US Trucking Index) INDX

30-Apr-2010

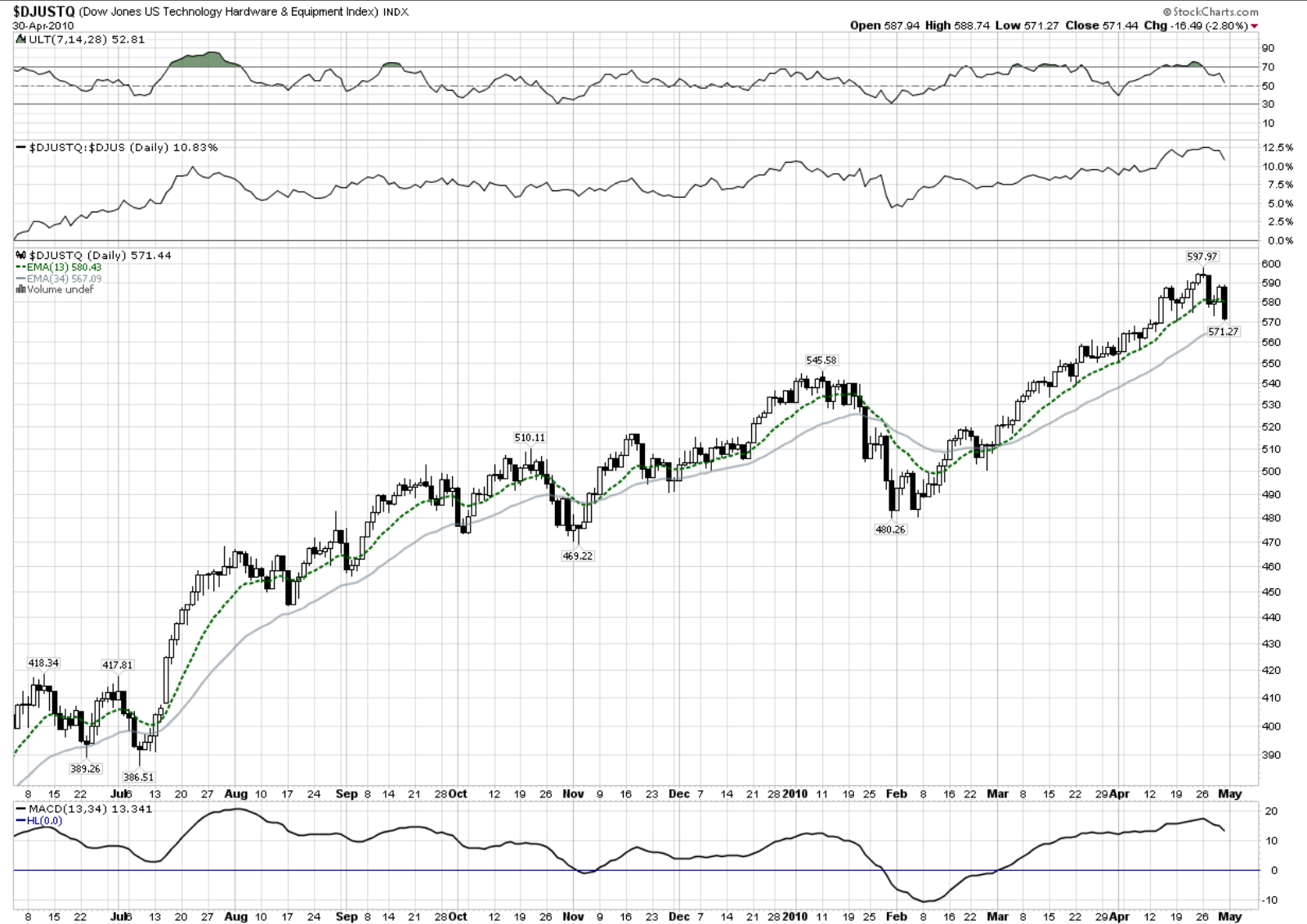
▲ ULT(7,14,28) 50.66

© StockCharts.com  
Open 354.60 High 357.67 Low 347.27 Close 347.40 Chg -7.25 (-2.04%) ▼





Data provided by: Thomson Reuters and IDC/Comstock  
Unless otherwise indicated, all data is delayed by 20 minutes  
© 1999-2010 StockCharts.com. All Rights Reserved.



\$DJSTR (Dow Jones US Tires Index) INDX

30-Apr-2010

▲ ULT(7,14,28) 36.43

Open 54.32 High 54.87 Low 51.11 Close 51.13 Chg -3.02 (-5.58%)

© StockCharts.com



**\$DJUSTS** (Dow Jones US Transportation Services Index) INDX

30-Apr-2010

▲ ULT(7,14,28) 55.02

© StockCharts.com  
Open 164.18 High 164.31 Low 155.90 Close 156.05 Chg -8.04 (-4.90%) ▼



**\$DJUSTT** (Dow Jones US Travel & Tourism Index) INDX

30-Apr-2010

▲ ULT(7,14,28) 54.85

Open 148.32 High 149.21 Low 142.01 Close 142.87 Chg -5.44 (-3.67%)

© StockCharts.com



\$DJUSTY (Dow Jones US Toys Index) INDX

30-Apr-2010

▲ ULT(7,14,28) 42.72

© StockCharts.com  
Open 281.56 High 281.56 Low 274.99 Close 275.28 Chg -6.10 (-2.17%) ▼



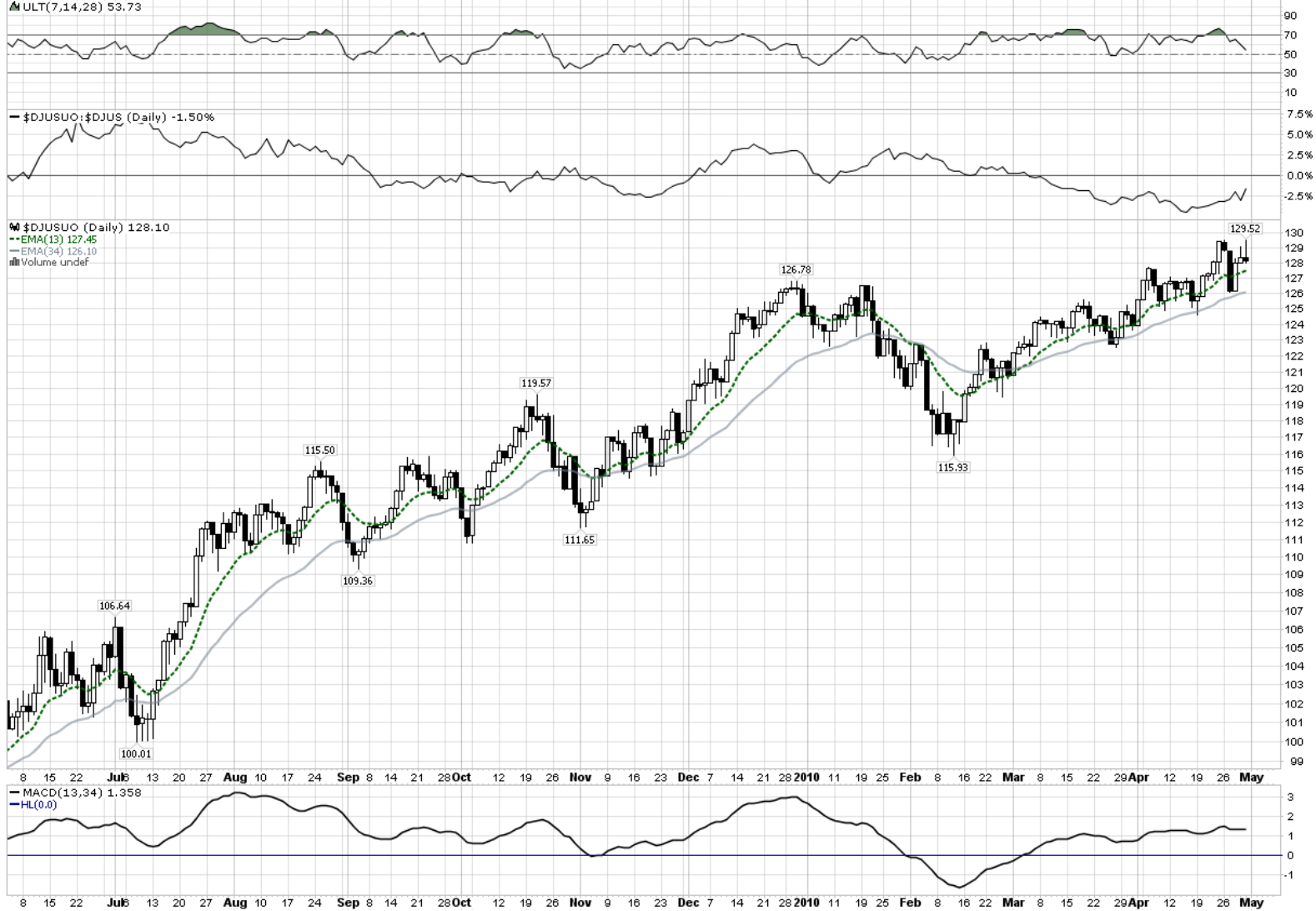
\$DJUSUO (Dow Jones US Gas, Water & Multiutilities Index) INDX

30-Apr-2010

▲ ULT(7,14,28) 53.73

Open 128.33 High 129.52 Low 127.96 Close 128.10 Chg -0.23 (-0.18%)

© StockCharts.com





\$DJUSVN (Dow Jones US Distillers & Vintners Index) INDX

30-Apr-2010

▲ ULT(7,14,28) 46.02

Open 96.60 High 96.95 Low 94.95 Close 94.95 Chg -1.65 (-1.71%) ▼

© StockCharts.com



**\$DJUSVS** (Dow Jones US Small-Cap Value Index) INDX

30-Apr-2010

© StockCharts.com

▲ ULT(7,14,28) 51.11

Open 2248.20 High 2252.82 Low 2183.82 Close 2184.46 Chg -63.41 (-2.82%) ▼



\$DJUSWC (Dow Jones US Mobile Telecommunications Index) IND.X

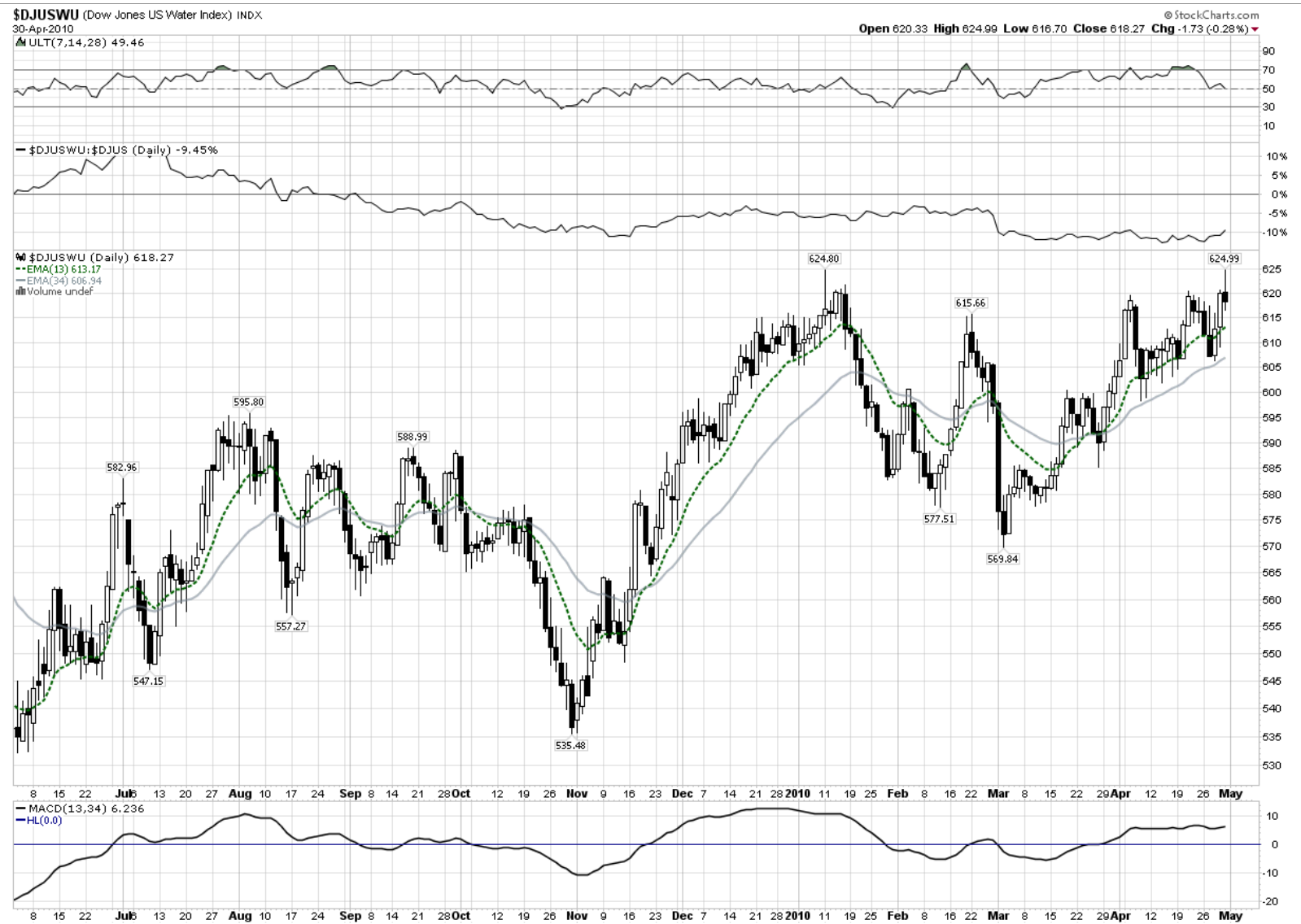
30-Apr-2010

▲ ULT(7,14,28) 47.77

Open 130.67 High 132.12 Low 127.83 Close 128.01 Chg -2.62 (-2.01%) ▼

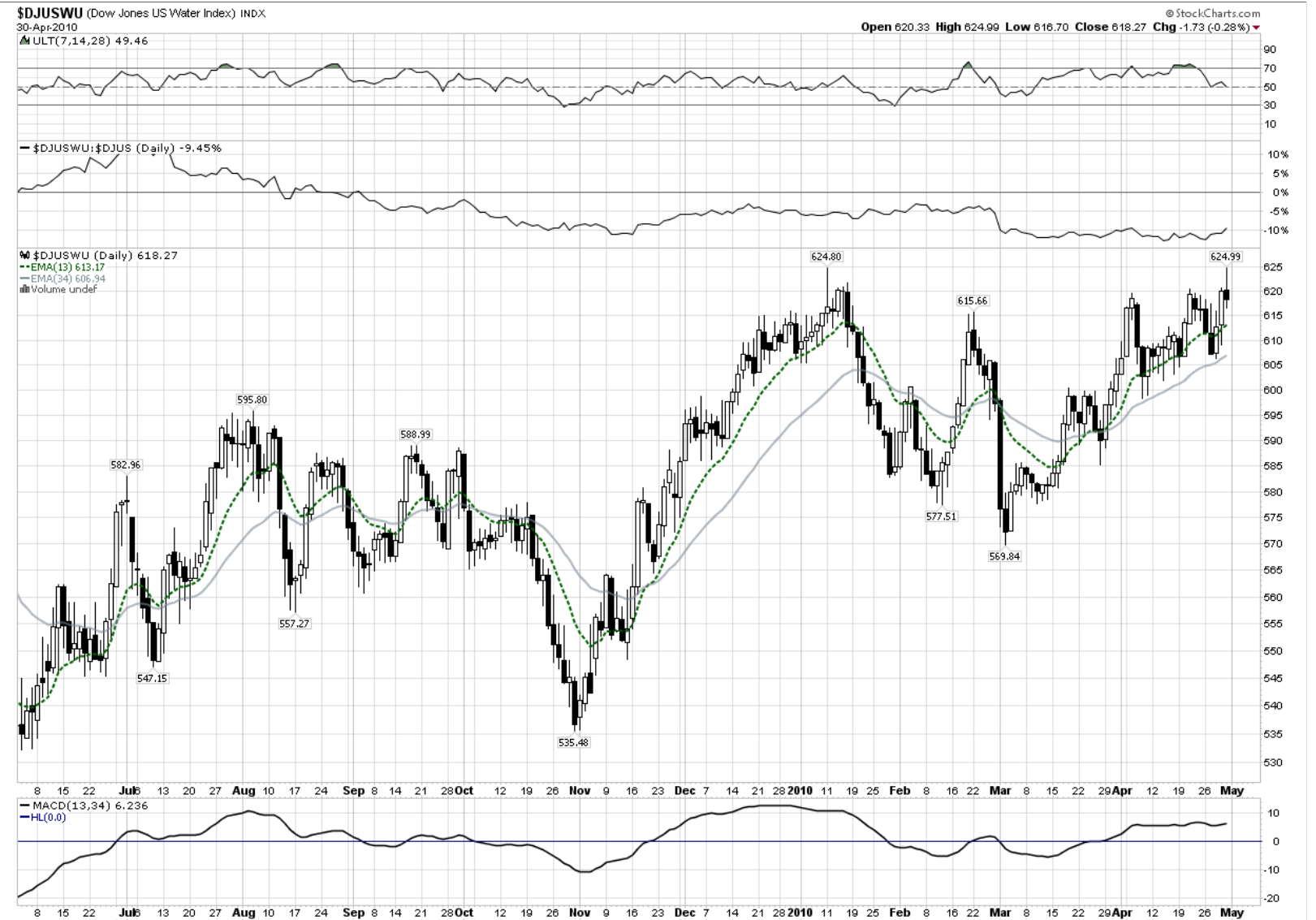
© StockCharts.com







Font Size: + - reset



**\$DJUSAE** (Dow Jones US Aerospace & Defense Index) INDX

30-Apr-2010

© StockCharts.com

Open 465.81 High 467.46 Low 449.58 Close 453.34 Chg -12.47 (-2.68%) ▼

▲ ULT(7,14,28) 62.26

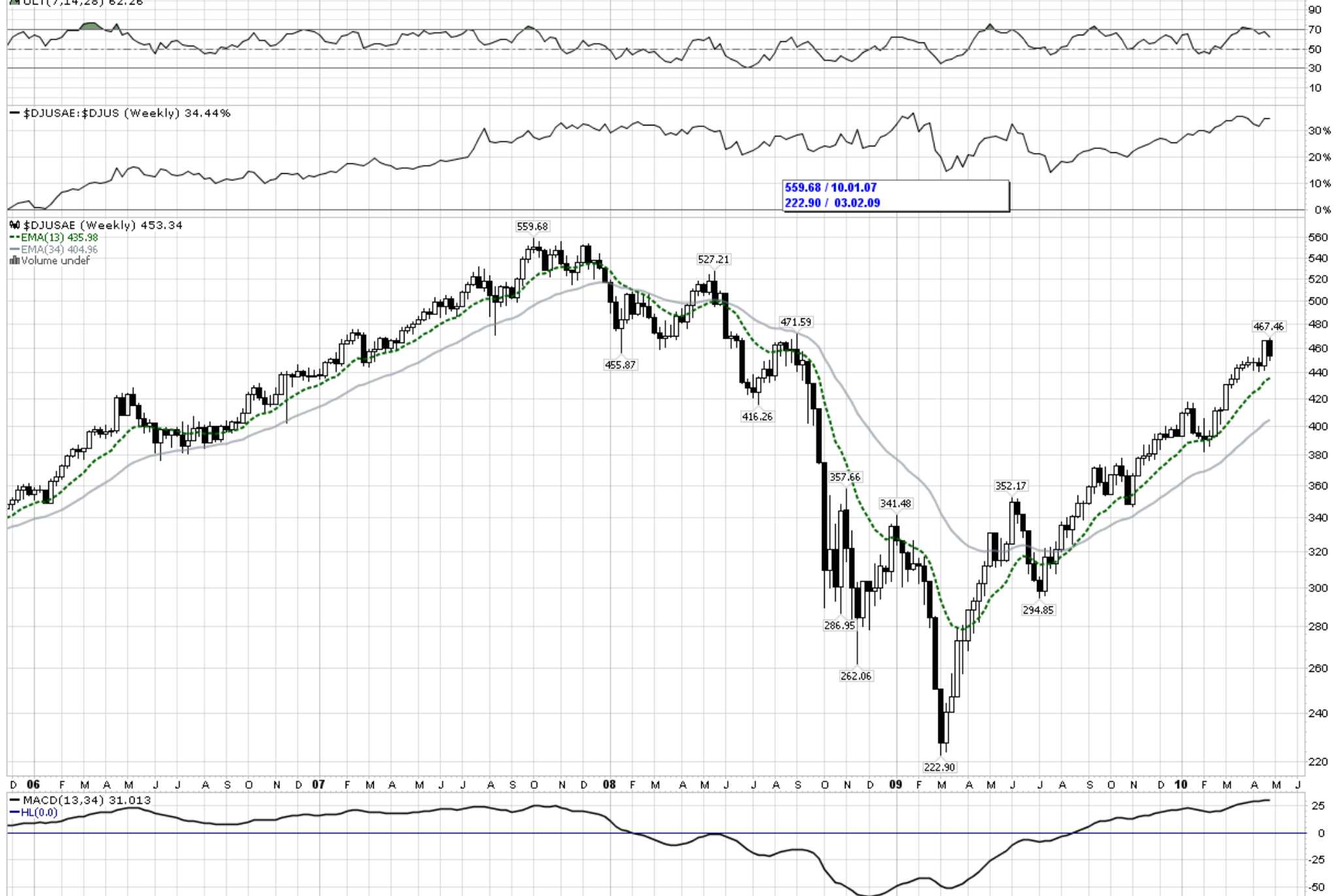
— \$DJUSAE:\$DJUS (Weekly) 34.44%

📊 \$DJUSAE (Weekly) 453.34

--- EMA(13) 435.98

— EMA(34) 404.96

▒ Volume undef



# \$DJUSAF (Dow Jones US Delivery Services Index) INDX

30-Apr-2010

© StockCharts.com

Open 559.33 High 567.09 Low 536.74 Close 555.02 Chg -4.31 (-0.77%) ▼

▲ ULT(7,14,28) 62.64



\$DJUSAG (Dow Jones US Asset Managers Index) INDX

30-Apr-2010

▲ ULT(7,14,28) 56.22

© StockCharts.com  
Open 122.06 High 122.08 Low 115.88 Close 118.33 Chg -3.71 (-3.04%) ▼

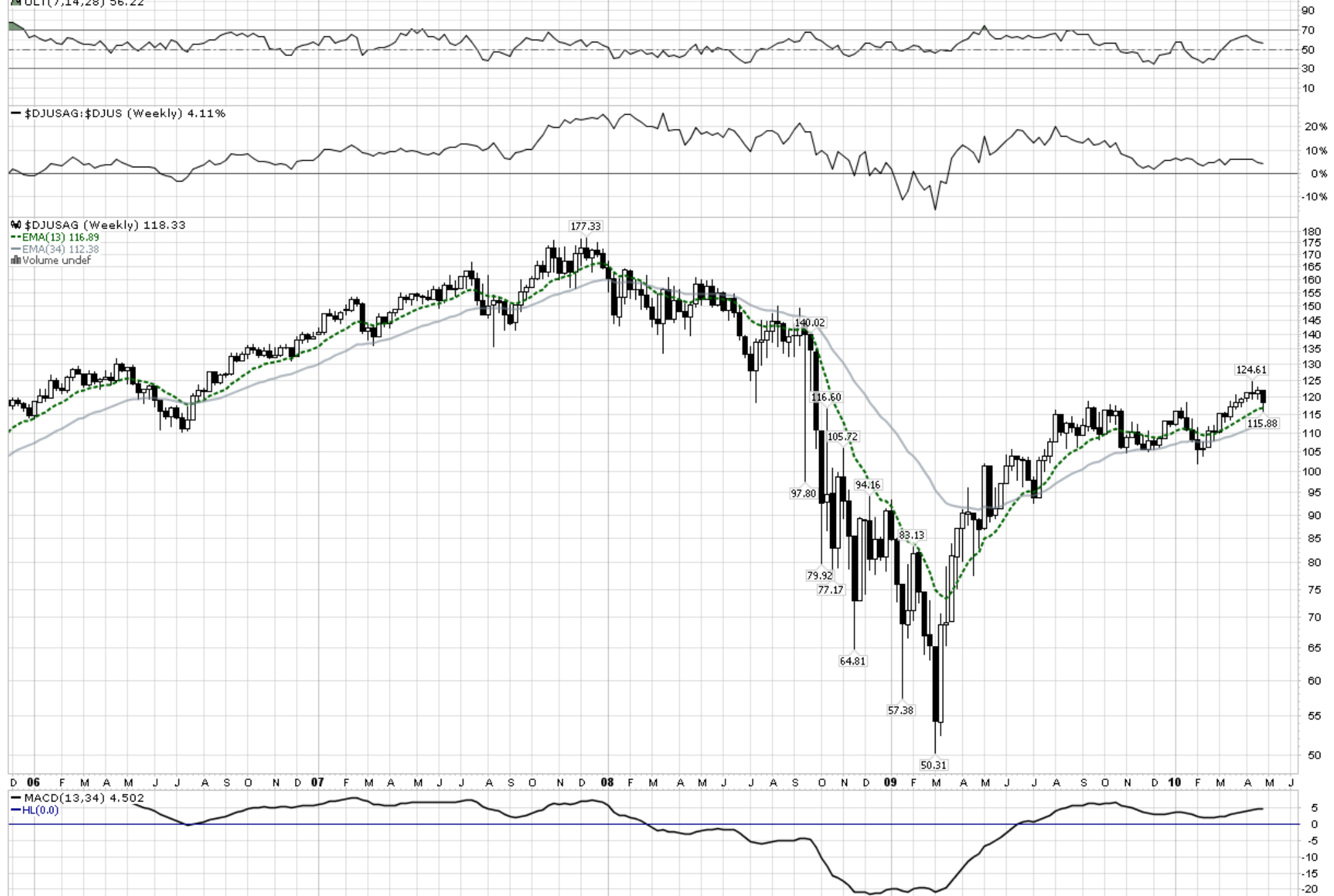
— \$DJUSAG:\$DJUS (Weekly) 4.11%

📊 \$DJUSAG (Weekly) 118.33

--- EMA(13) 116.89

— EMA(34) 112.38

▒ Volume undef





**\$DJUSAI** (Dow Jones US Electronic Equipment Index) INDX

30-Apr-2010

© StockCharts.com

Open 231.06 High 234.44 Low 225.08 Close 229.33 Chg -1.74 (-0.75%) ▼

▲ ULT(7,14,28) 67.20

— \$DJUSAI:\$DJUS (Weekly) 34.34%

📊 \$DJUSAI (Weekly) 229.33

--- EMA(13) 214.73

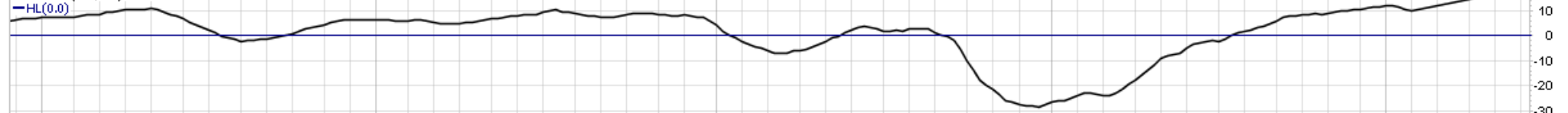
— EMA(34) 197.74

▒ Volume undef



— MACD(13,34) 16.987

— HL(0.0)



**\$DJUSAL** (Dow Jones US Aluminum Index) INDX

30-Apr-2010

© StockCharts.com

Open 114.40 High 115.73 Low 108.21 Close 109.05 Chg -5.35 (-4.68%) ▼

▲ ULT(7,14,28) 44.26

— \$DJUSAL:\$DJUS (Weekly) -51.91%

📊 \$DJUSAL (Weekly) 109.05

--- EMA(13) 113.06

— EMA(34) 110.81

▒ Volume undef

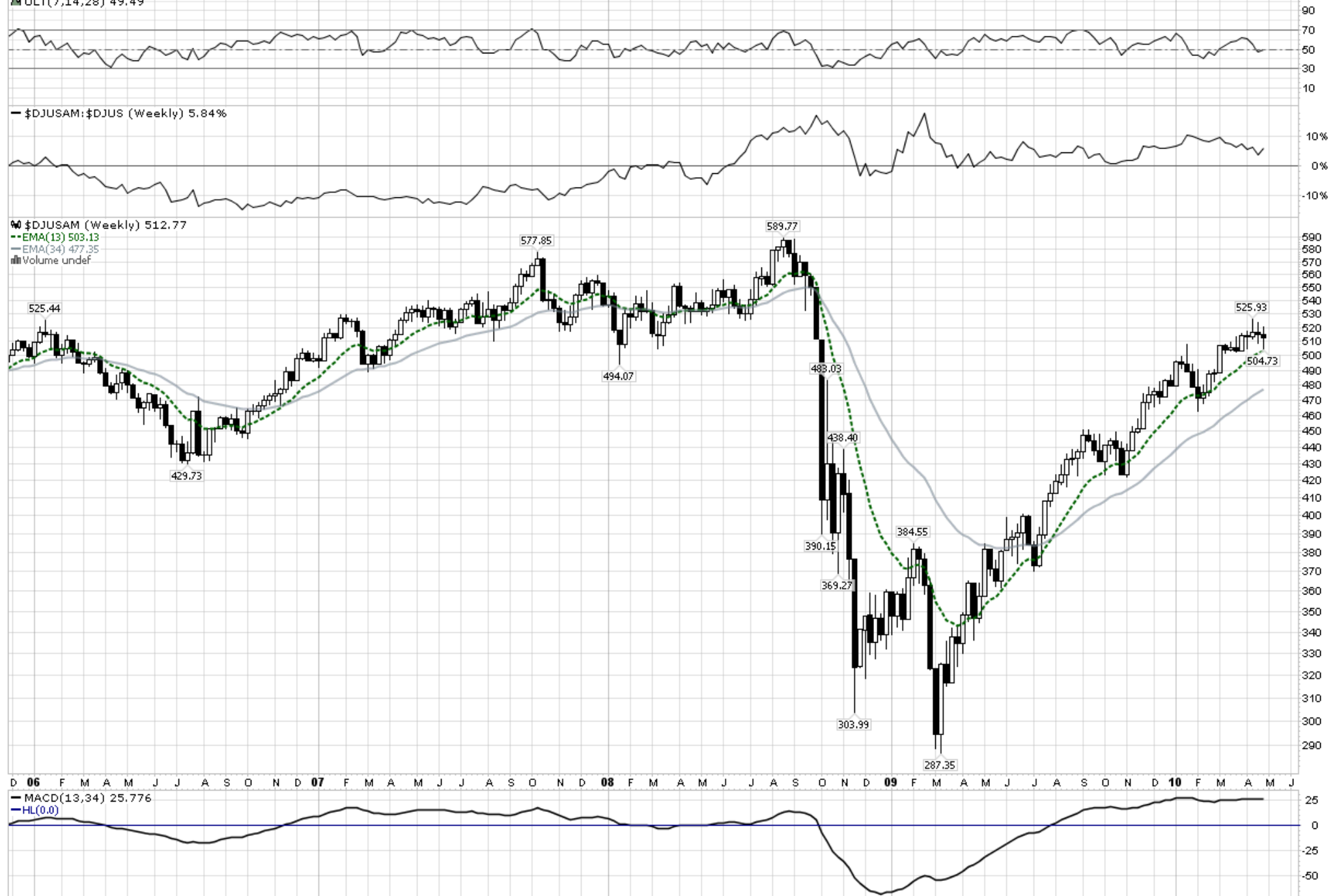


**\$DJUSAM** (Dow Jones US Medical Equipment Index) INDX

30-Apr-2010

▲ ULT(7,14,28) 49.49

© StockCharts.com  
Open 514.89 High 520.68 Low 504.73 Close 512.77 Chg -2.12 (-0.41%) ▼



**\$DJUSAP** (Dow Jones US Automobiles & Parts Index) INDX

30-Apr-2010

© StockCharts.com

Open 198.50 High 201.84 Low 185.92 Close 188.55 Chg -9.97 (-5.02%) ▼

▲ ULT(7,14,28) 51.03

— \$DJUSAP:\$DJUS (Weekly) 1.94%

📊 \$DJUSAP (Weekly) 188.55

--- EMA(13) 179.12

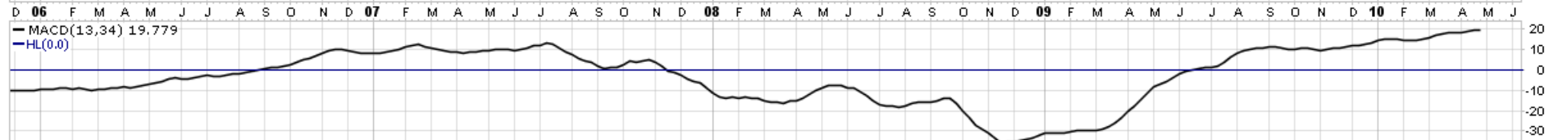
— EMA(34) 159.34

▒ Volume undef



— MACD(13,34) 19.779

— HL(0.0)



**\$DJUSAR** (Dow Jones US Airlines Index) INDX

30-Apr-2010

© StockCharts.com

Open 83.08 High 83.43 Low 78.34 Close 78.50 Chg -4.70 (-5.65%) ▼

▲ ULT(7,14,28) 49.42

— \$DJUSAR:\$DJUS (Weekly) -31.07%

📊 \$DJUSAR (Weekly) 78.50

--- EMA(13) 78.78

— EMA(34) 69.67

▒ Volume undef



# \$DJUSAS (Dow Jones US Aerospace Index) INDX

30-Apr-2010

© StockCharts.com

Open 513.48 High 516.67 Low 493.59 Close 499.20 Chg -14.28 (-2.78%) ▼

▲ ULT(7,14,28) 60.87

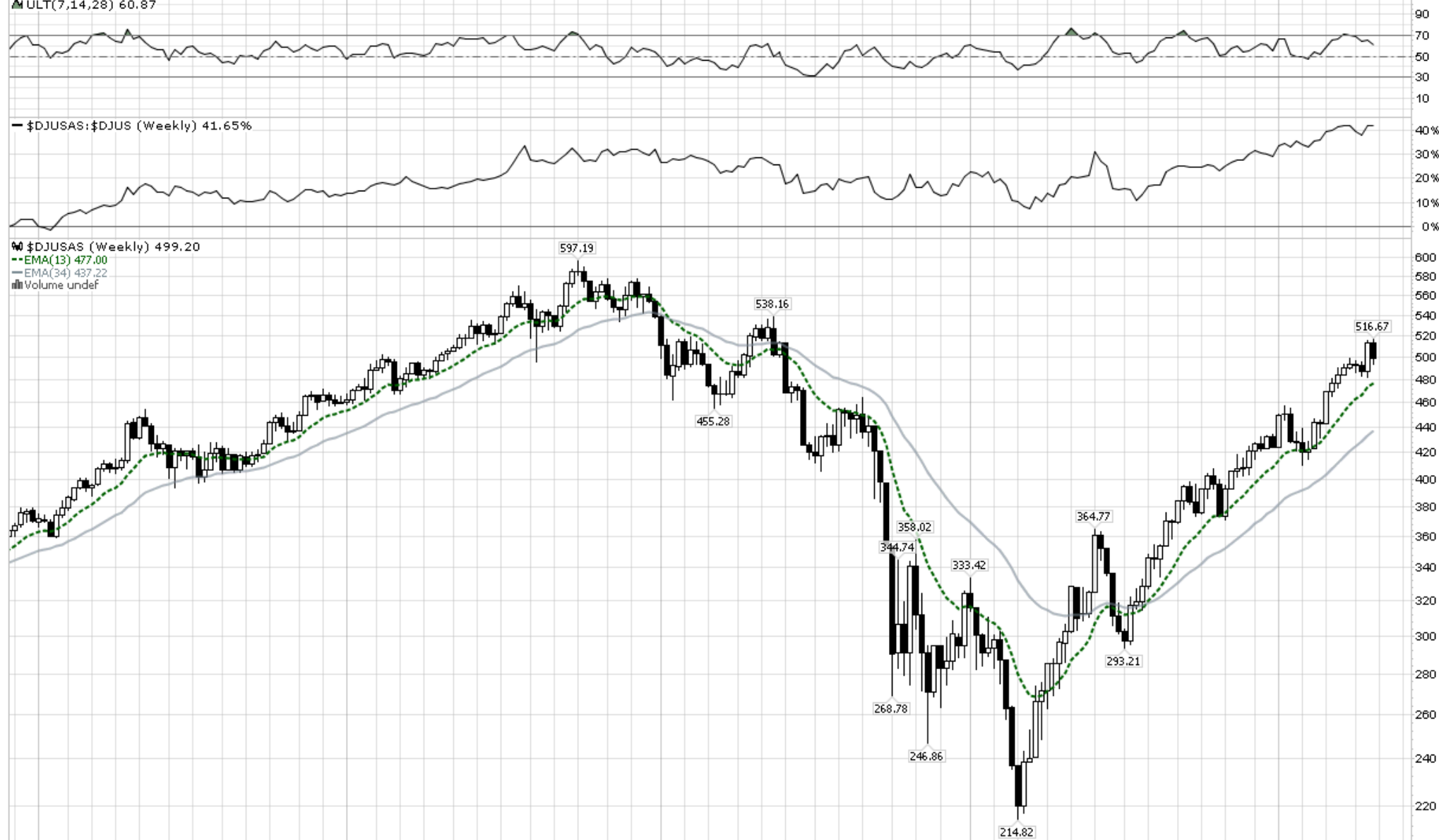
— \$DJUSAS:\$DJUS (Weekly) 41.65%

📊 \$DJUSAS (Weekly) 499.20

--- EMA(13) 477.00

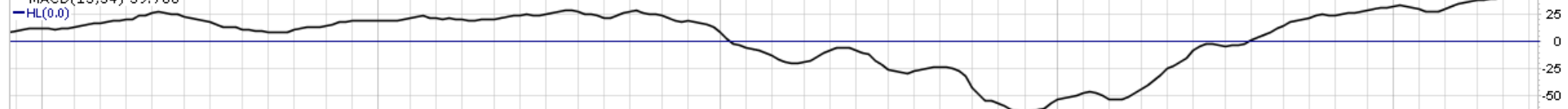
— EMA(34) 437.22

▒ Volume undef



— MACD(13,34) 39.780

— HL(0.0)



**\$DJUSAT** (Dow Jones US Auto Parts Index) INDX

30-Apr-2010

© StockCharts.com

Open 215.31 High 218.89 Low 205.90 Close 211.10 Chg -4.25 (-1.97%) ▼

▲ ULT(7,14,28) 57.95

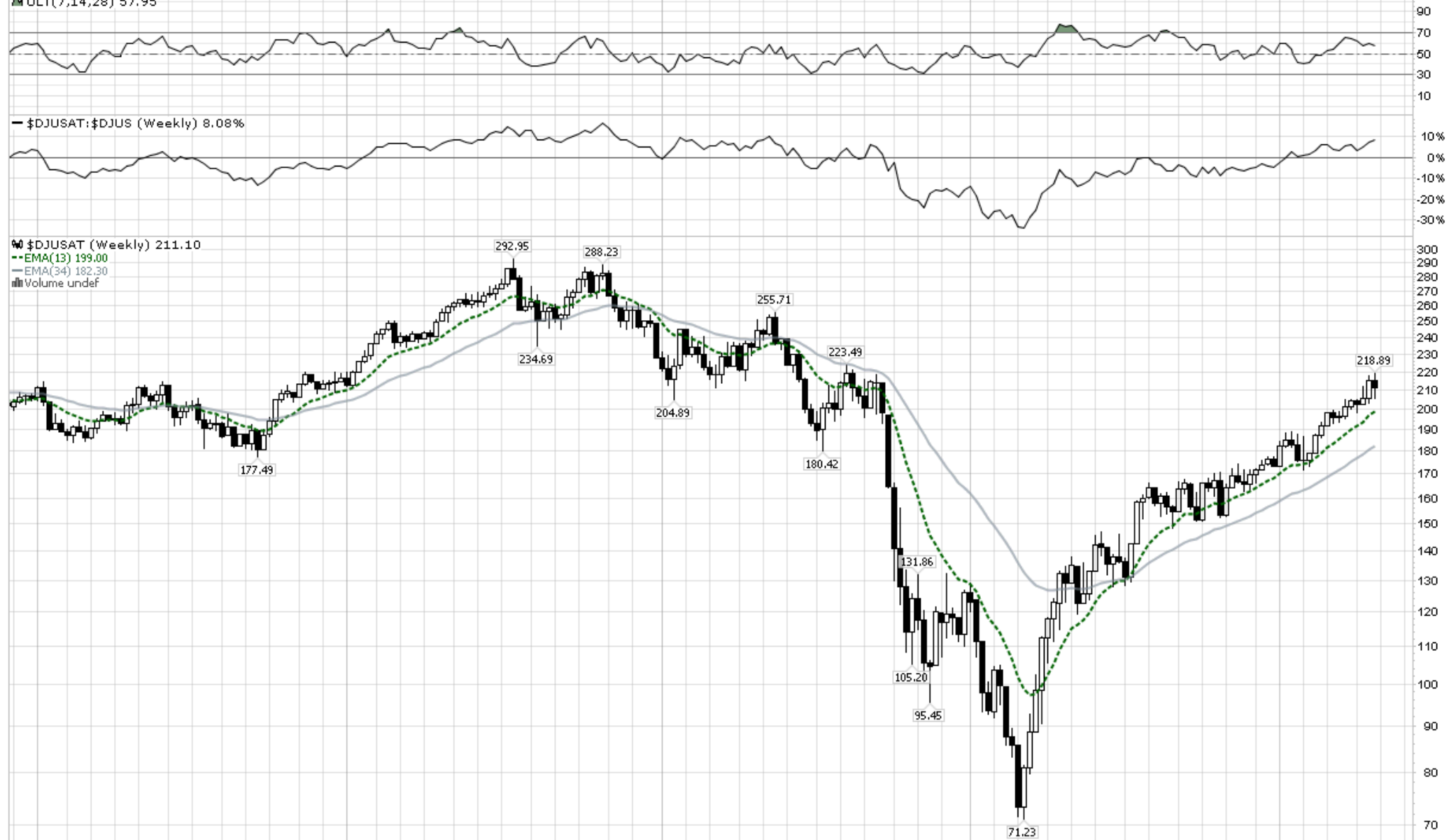
— \$DJUSAT:\$DJUS (Weekly) 8.08%

📊 \$DJUSAT (Weekly) 211.10

--- EMA(13) 199.00

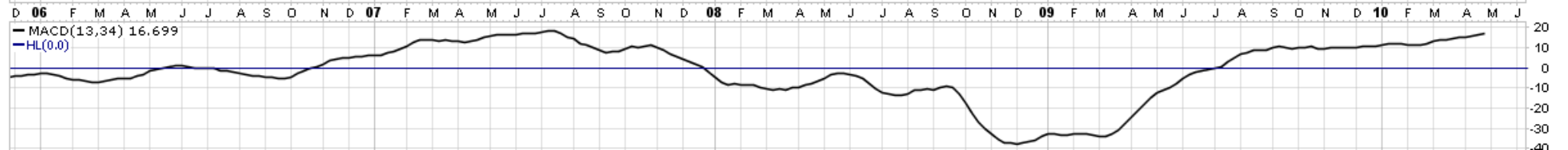
— EMA(34) 182.30

▒ Volume undef



— MACD(13,34) 16.699

— HL(0.0)



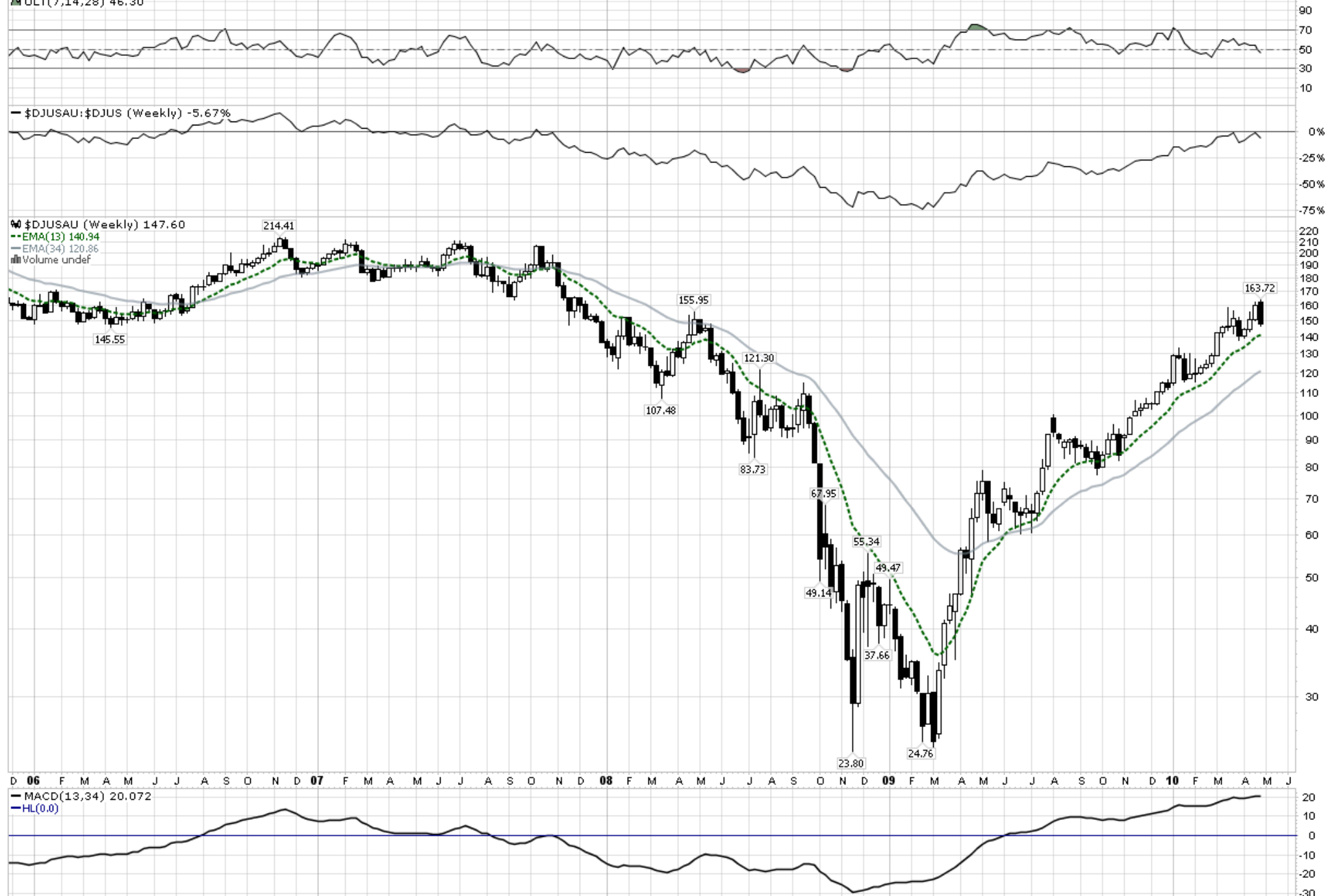
**\$DJUSAU** (Dow Jones US Automobiles Index) INDX

30-Apr-2010

▲ ULT(7,14,28) 46.30

© StockCharts.com

Open 162.21 High 163.72 Low 146.50 Close 147.60 Chg -12.51 (-7.81%) ▼





**\$DJUSAV** (Dow Jones US Media Agencies Index) INDX

30-Apr-2010

© StockCharts.com

Open 348.39 High 350.21 Low 335.16 Close 337.38 Chg -11.09 (-3.18%) ▼

▲ ULT(7,14,28) 57.66

— \$DJUSAV:\$DJUS (Weekly) -1.99%

📊 \$DJUSAV (Weekly) 337.38

--- EMA(13) 314.12

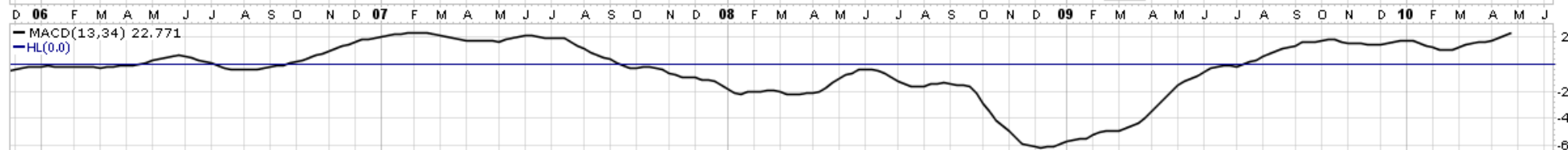
— EMA(34) 291.35

▒ Volume undef



— MACD(13,34) 22.771

— HL(0.0)



**\$DJUSBC** (Dow Jones US Broadcasting & Entertainment Index) INDX

30-Apr-2010

© StockCharts.com

Open 424.02 High 431.32 Low 410.83 Close 423.85 Chg -0.18 (-0.04%) ▼

▲ ULT(7,14,28) 70.46

— \$DJUSBC:\$DJUS (Weekly) 16.15%

📊 \$DJUSBC (Weekly) 423.85

--- EMA(13) 394.45

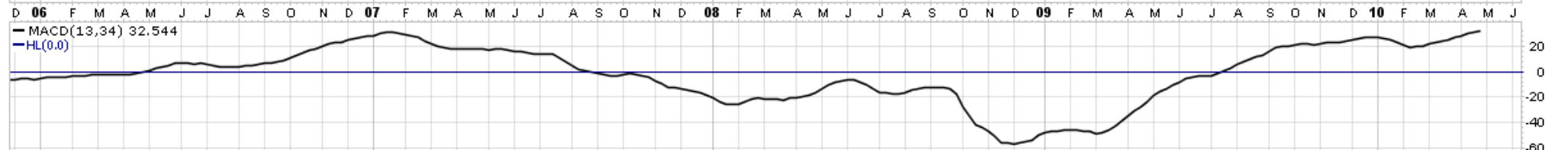
— EMA(34) 361.91

▒ Volume undef



— MACD(13,34) 32.544

— HL(0.0)



**\$DJUSBD** (Dow Jones US Building Materials & Fixtures Index) IND.X

30-Apr-2010

© StockCharts.com

Open 301.79 High 306.38 Low 287.67 Close 290.38 Chg -11.39 (-3.77%) ▼

▲ ULT(7,14,28) 63.50

— \$DJUSBD:\$DJUS (Weekly) -6.76%

📊 \$DJUSBD (Weekly) 290.38

--- EMA(13) 266.62

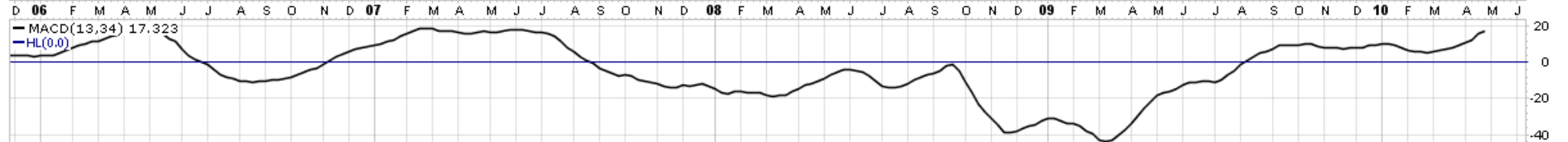
— EMA(34) 249.29

▒ Volume undef 382.36



— MACD(13,34) 17.323

— HL(0.0)



**\$DJUSBE** (Dow Jones US Business Training & Employment Agencies Index) INDX

30-Apr-2010

© StockCharts.com

Open 106.78 High 106.89 Low 95.51 Close 95.89 Chg -11.09 (-10.37%) ▼

▲ ULT(7,14,28) 45.77

— \$DJUSBE:\$DJUS (Weekly) -20.97%

📊 \$DJUSBE (Weekly) 95.89

--- EMA(13) 97.84

— EMA(34) 92.41

▒ Volume undef



— MACD(13,34) 5.429

— HL(0.0)

**\$DJUSBK** (Dow Jones US Banks Index) IND.X

30-Apr-2010

© StockCharts.com

Open 258.78 High 258.81 Low 243.37 Close 248.65 Chg -10.14 (-3.92%) ▼

▲ ULT(7,14,28) 55.38



**\$DJUSBM** (Dow Jones US Basic Materials Index) INDX

30-Apr-2010

© StockCharts.com

Open 264.46 High 267.27 Low 255.30 Close 255.71 Chg -8.73 (-3.30%) ▼

▲ ULT(7,14,28) 50.80

— \$DJUSBM:\$DJUS (Weekly) 29.08%

📊 \$DJUSBM (Weekly) 255.71

--- EMA(13) 251.43

— EMA(34) 235.73

▒ Volume undef



**\$DJUSBS** (Dow Jones US Basic Resources Index) INDX

30-Apr-2010

© StockCharts.com

▲ ULT(7,14,28) 45.99

Open 259.43 High 263.19 Low 246.90 Close 247.55 Chg -11.85 (-4.57%) ▼

— \$DJUSBS:\$DJUS (Weekly) 11.77%

⌘ \$DJUSBS (Weekly) 247.55

--- EMA(13) 249.02

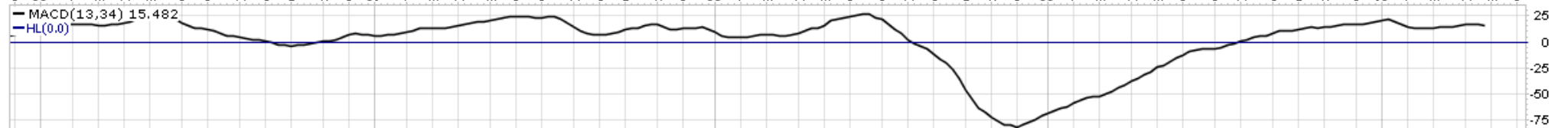
— EMA(34) 233.53

▒ Volume undef



— MACD(13,34) 15.482

— HL(0.0)



\$DJUSBT (Dow Jones US Biotechnology Index) INDX

30-Apr-2010

▲ ULT(7,14,28) 53.52

© StockCharts.com  
Open 525.14 High 534.58 Low 512.74 Close 523.61 Chg -1.29 (-0.25%) ▼

— \$DJUSBT:\$DJUS (Weekly) 13.91%

📊 \$DJUSBT (Weekly) 523.61

--- EMA(13) 530.48

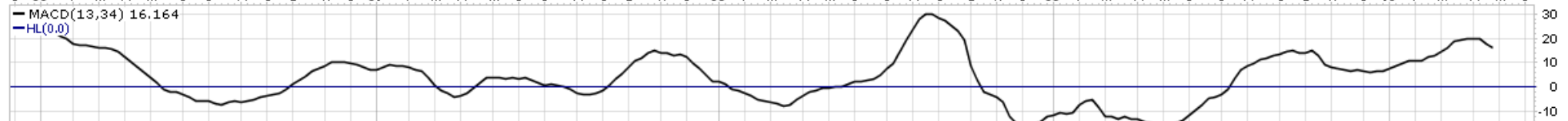
— EMA(34) 514.31

▒ Volume undef



— MACD(13,34) 16.164

— HL(0.0)





**\$DJUSBV** (Dow Jones US Beverages Index) INDX

30-Apr-2010

© StockCharts.com

Open 341.64 High 344.57 Low 334.67 Close 340.69 Chg -0.94 (-0.28%) ▼

▲ ULT(7,14,28) 57.32

— \$DJUSBV:\$DJUS (Weekly) 32.92%

📊 \$DJUSBV (Weekly) 340.69

--- EMA(13) 340.42

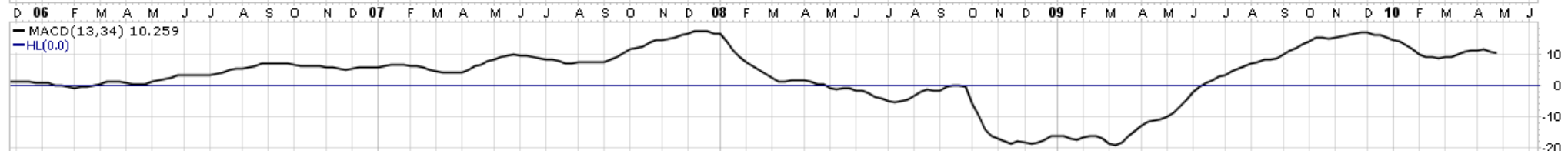
— EMA(34) 330.16

▒ Volume undef



— MACD(13,34) 10.259

— HL(0.0)



**\$DJUSCA** (Dow Jones US Gambling Index) INDX

30-Apr-2010

© StockCharts.com

▲ ULT(7,14,28) 65.04

Open 455.12 High 474.24 Low 442.07 Close 454.52 Chg -0.52 (-0.11%) ▼

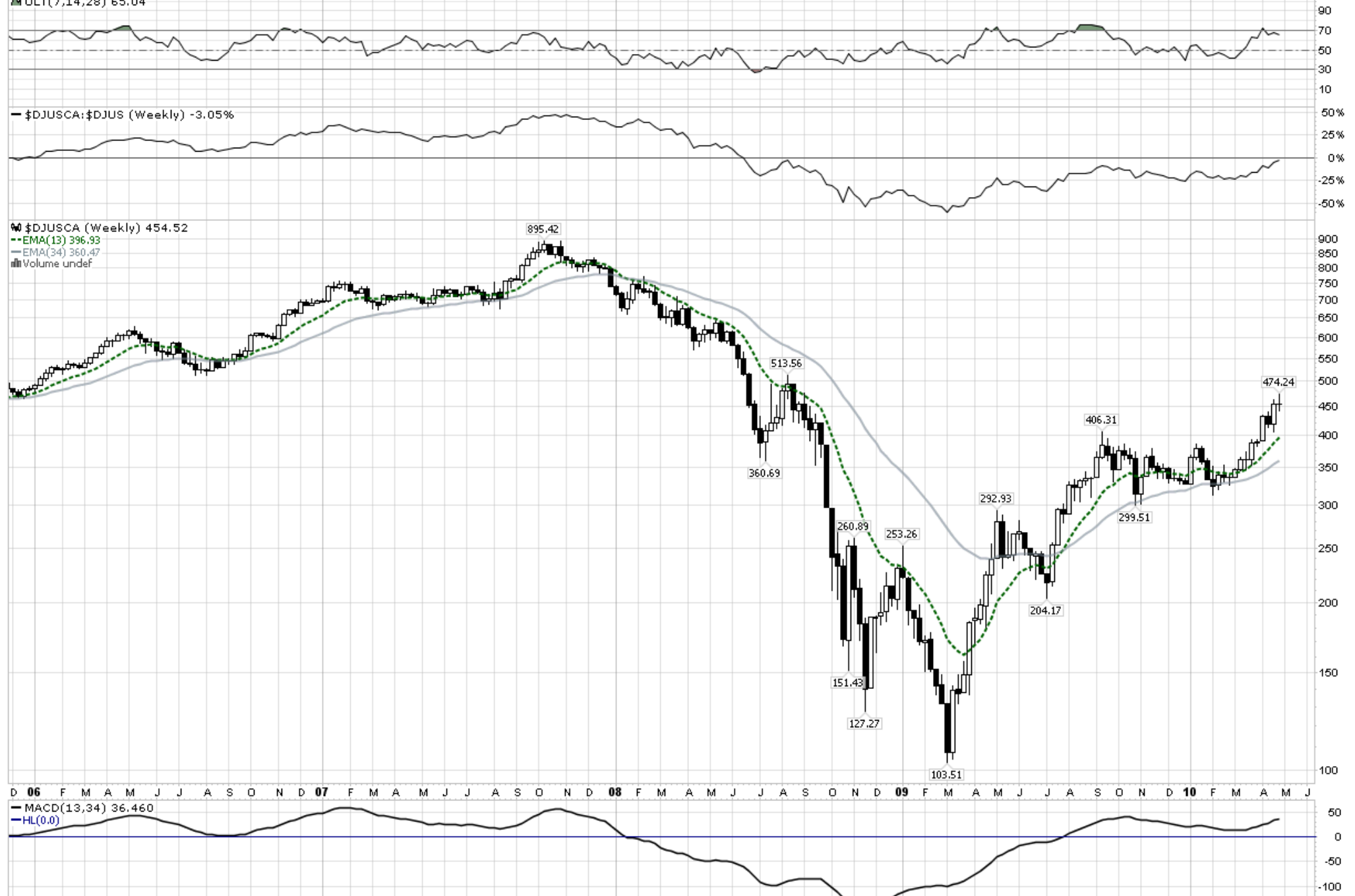
— \$DJUSCA:\$DJUS (Weekly) -3.05%

📊 \$DJUSCA (Weekly) 454.52

--- EMA(13) 396.93

— EMA(34) 360.47

▒ Volume undef



**\$DJUSCC** (Dow Jones US Commodity Chemicals Index) INDX

30-Apr-2010

© StockCharts.com

▲ ULT(7,14,28) 55.08

Open 217.30 High 219.41 Low 211.14 Close 211.76 Chg -5.53 (-2.54%) ▼

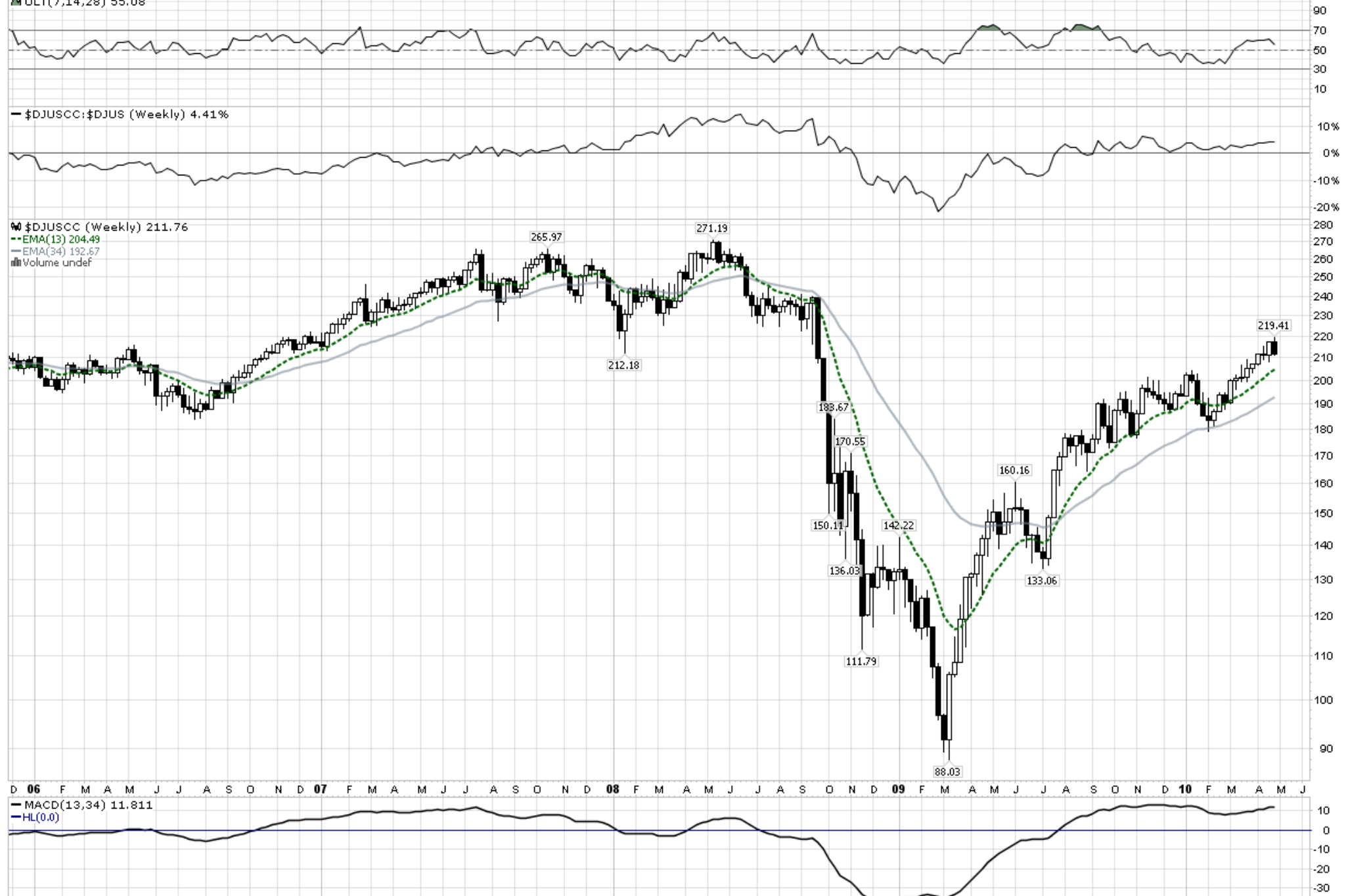
— \$DJUSCC:\$DJUS (Weekly) 4.41%

⌘ \$DJUSCC (Weekly) 211.76

--- EMA(13) 204.49

— EMA(34) 192.67

▒ Volume undef



# \$DJUSCE (Dow Jones US Consumer Electronics Index) INDX

30-Apr-2010

© StockCharts.com

Open 519.22 High 529.30 Low 468.11 Close 468.44 Chg -50.94 (-9.81%) ▼

▲ ULT(7,14,28) 51.90

— \$DJUSCE:\$DJUS (Weekly) -28.67%

📊 \$DJUSCE (Weekly) 468.44

--- EMA(13) 466.50

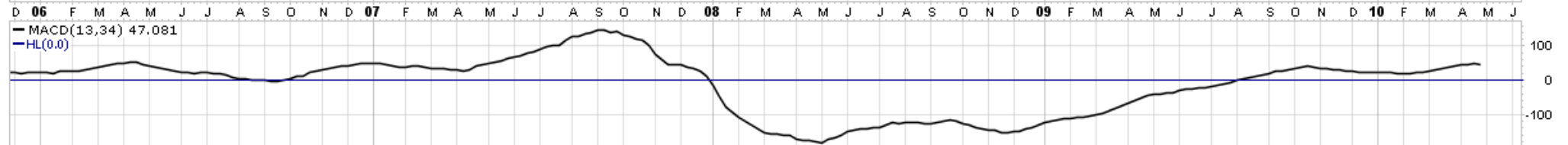
— EMA(34) 419.42

▒ Volume undef



— MACD(13,34) 47.081

— HL(0.0)



**\$DJUSCF** (Dow Jones US Clothing & Accessories Index) INDX

30-Apr-2010

© StockCharts.com

Open 169.60 High 170.15 Low 162.14 Close 162.16 Chg -7.44 (-4.39%) ▼

▲ ULT(7,14,28) 66.30

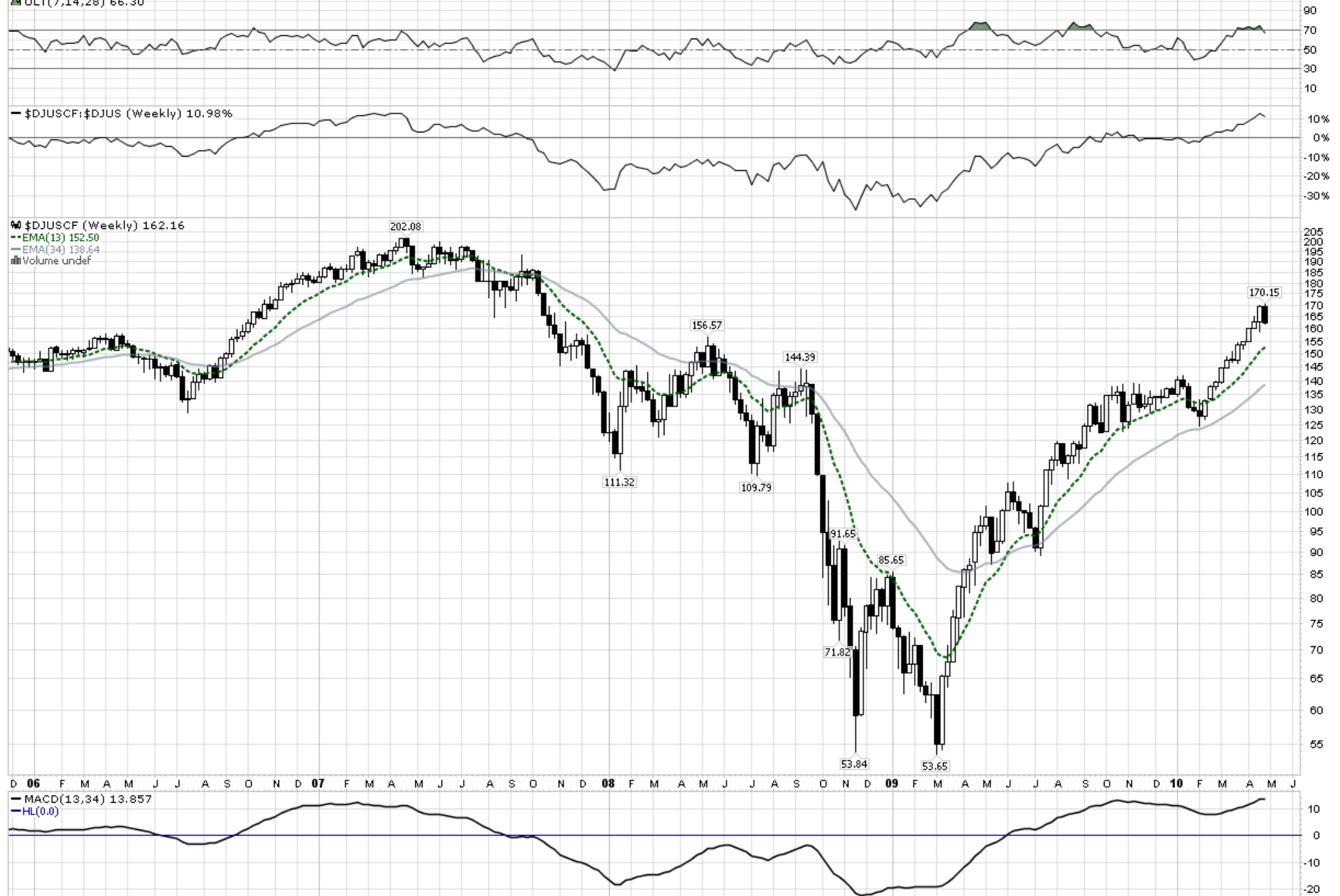
— \$DJUSCF:\$DJUS (Weekly) 10.98%

📊 \$DJUSCF (Weekly) 162.16

--- EMA(13) 152.50

— EMA(34) 138.64

Volume undef



**\$DJUSCG** (Dow Jones US Travel & Leisure Index) INDX

30-Apr-2010

© StockCharts.com

Open 403.78 High 408.30 Low 390.61 Close 394.16 Chg -9.61 (-2.38%) ▼

▲ ULT(7,14,28) 66.53

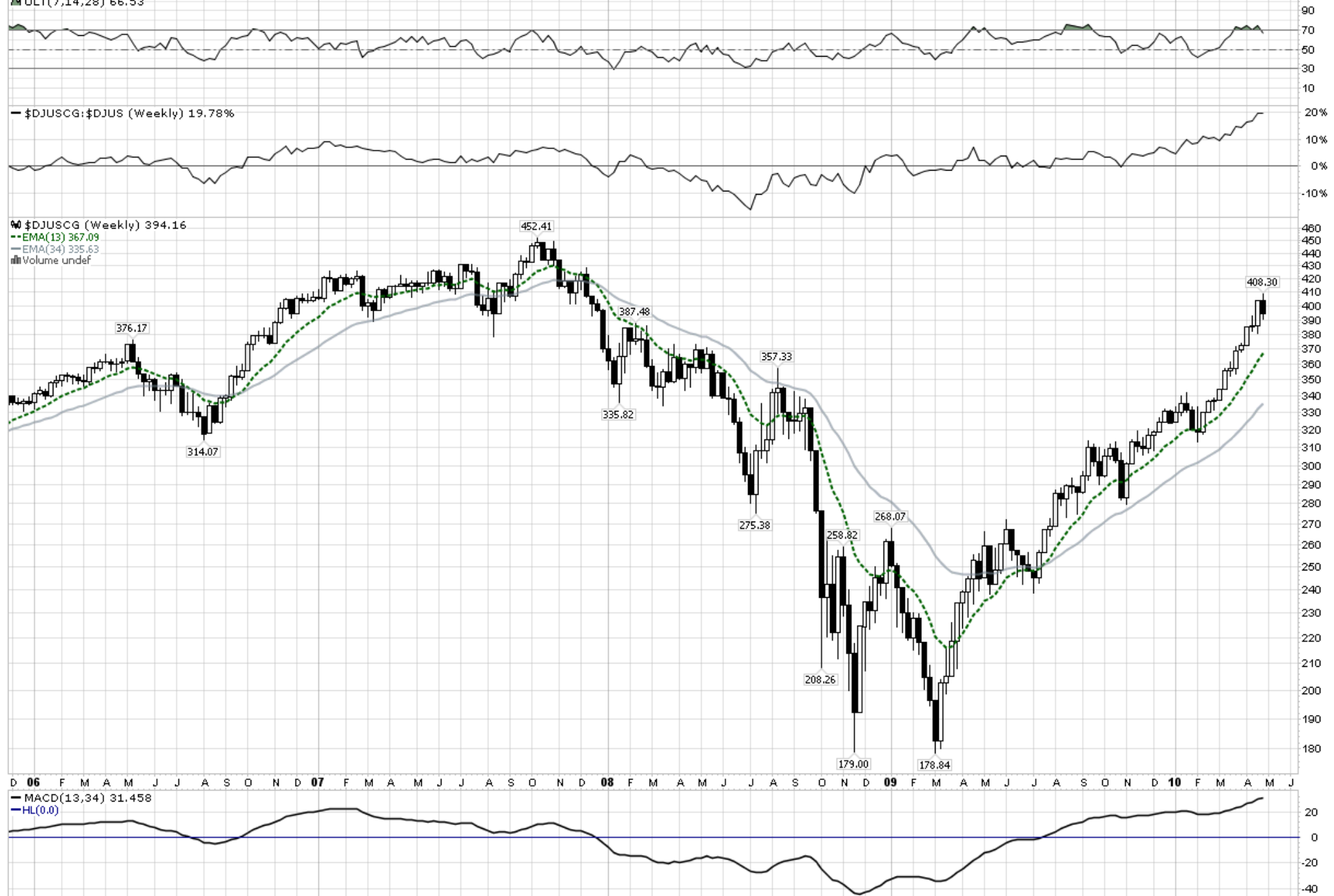
— \$DJUSCG:\$DJUS (Weekly) 19.78%

📊 \$DJUSCG (Weekly) 394.16

--- EMA(13) 367.09

— EMA(34) 335.63

▒ Volume undef



\$DJUSCH (Dow Jones US Chemicals Index) INDX

30-Apr-2010

© StockCharts.com

Open 294.21 High 296.46 Low 285.92 Close 287.94 Chg -6.28 (-2.13%) ▼

▲ ULT(7,14,28) 57.39

— \$DJUSCH:\$DJUS (Weekly) 43.62%

📊 \$DJUSCH (Weekly) 287.94

--- EMA(13) 277.27


— EMA(34) 259.93

▒ Volume undef



— MACD(13,34) 17.341

— HL(0.0)



\$DJUSCL (Dow Jones US Coal Index) INDX

30-Apr-2010

© StockCharts.com

Open 371.55 High 375.51 Low 341.16 Close 343.25 Chg -28.15 (-7.58%)

▲ ULT(7,14,28) 40.95

— \$DJUSCL:\$DJUS (Weekly) 26.55%

📊 \$DJUSCL (Weekly) 343.25

--- EMA(13) 351.02

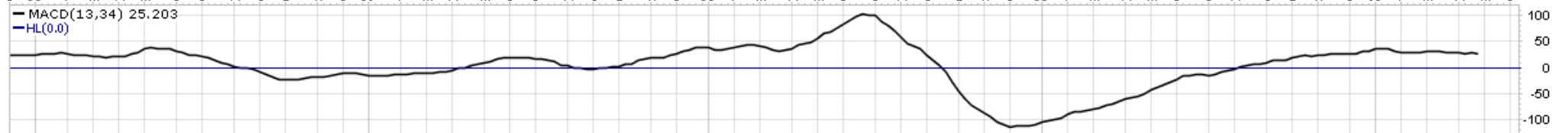
— EMA(34) 325.82

▒ Volume undef



— MACD(13,34) 25.203

— HL(0.0)





**\$DJUSCM** (Dow Jones US Personal Products Index) INDX

30-Apr-2010

© StockCharts.com

Open 319.44 High 323.07 Low 316.72 Close 318.49 Chg -0.90 (-0.28%) ▼

▲ ULT(7,14,28) 51.93

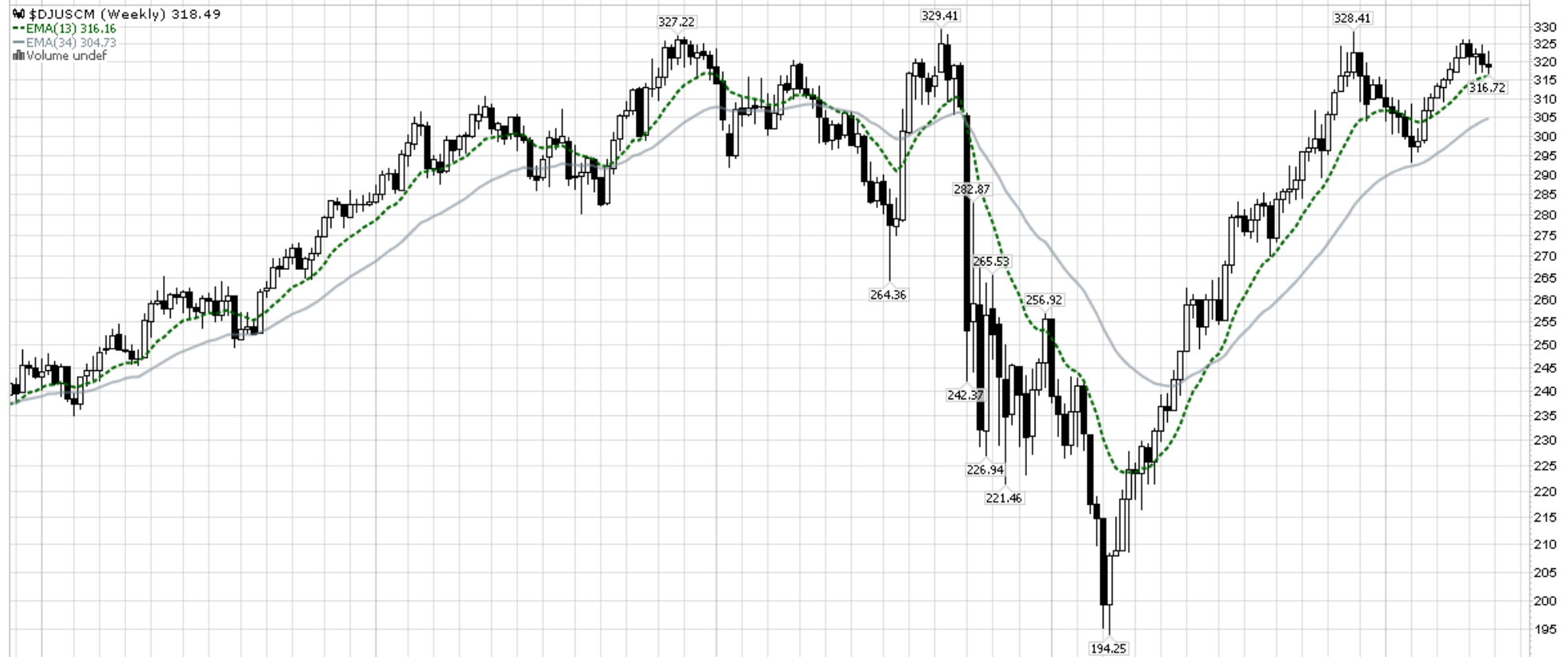
— \$DJUSCM:\$DJUS (Weekly) 36.18%

📊 \$DJUSCM (Weekly) 318.49

--- EMA(13) 316.16

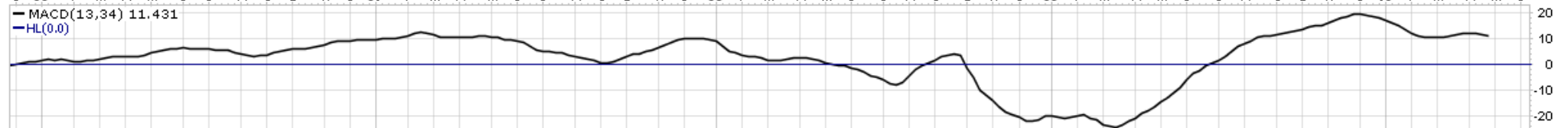
— EMA(34) 304.73

▒ Volume undef



— MACD(13,34) 11.431

— HL(0.0)



**\$DJUSCN** (Dow Jones US Construction & Materials Index) IND.X

30-Apr-2010

© StockCharts.com

Open 310.73 High 313.94 Low 297.42 Close 299.68 Chg -11.05 (-3.55%) ▼

▲ ULT(7,14,28) 61.61

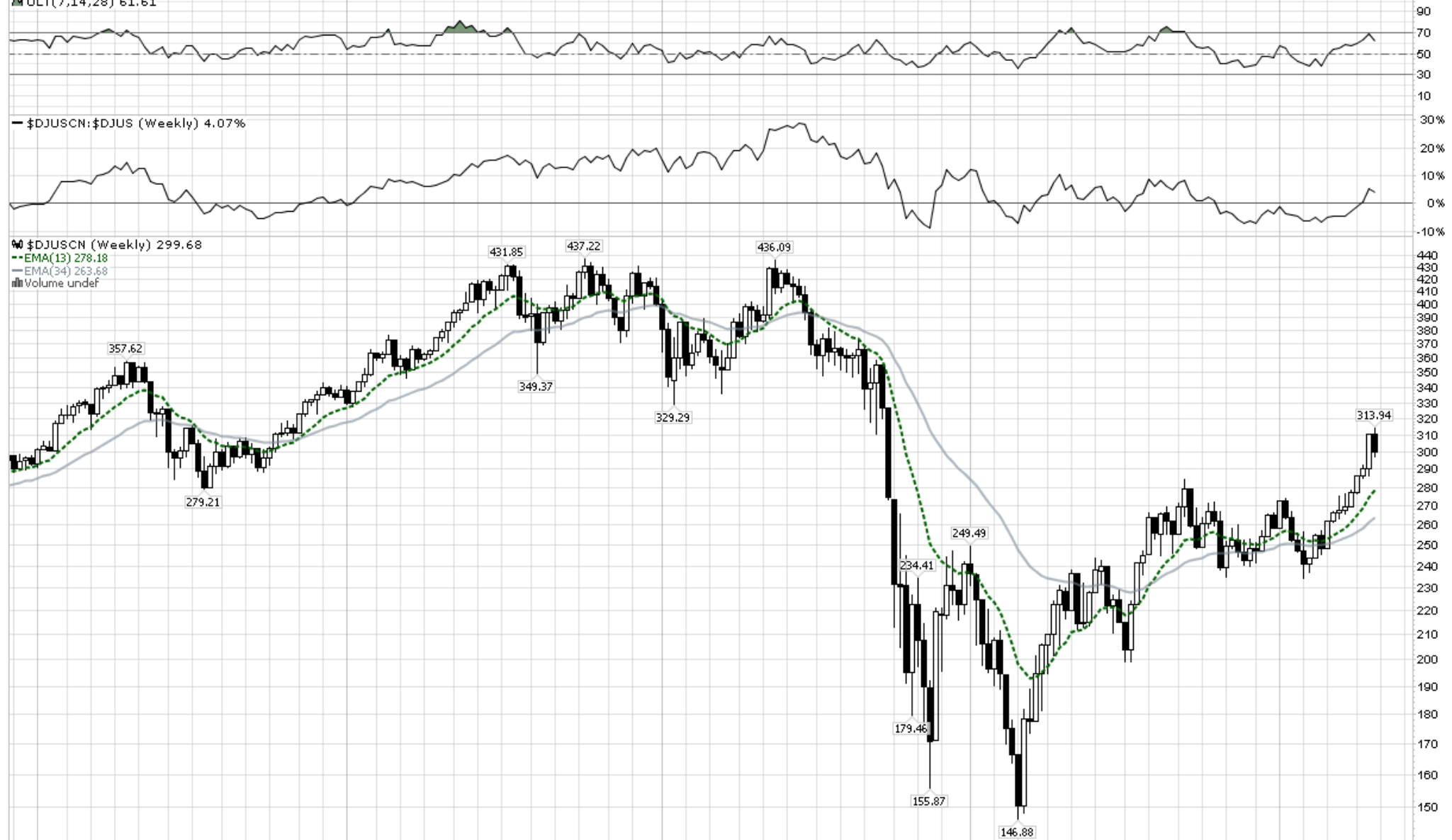
— \$DJUSCN:\$DJUS (Weekly) 4.07%

📊 \$DJUSCN (Weekly) 299.68

--- EMA(13) 278.18

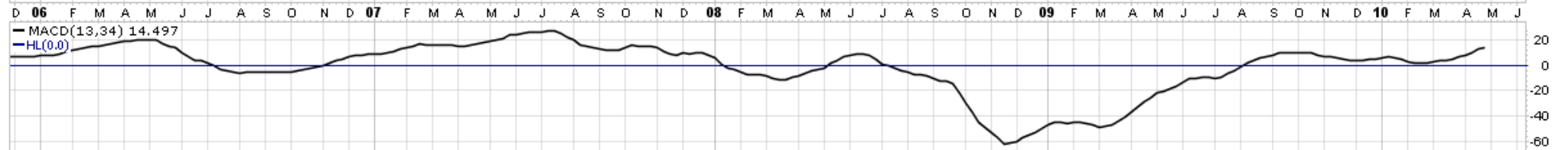
— EMA(34) 263.68

▒ Volume undef



— MACD(13,34) 14.497

— HL(0.0)



**\$DJUSCP** (Dow Jones US Containers & Packaging Index) INDX

30-Apr-2010

© StockCharts.com

Open 173.13 High 173.99 Low 165.66 Close 165.76 Chg -7.39 (-4.27%) ▼

▲ ULT(7,14,28) 57.21

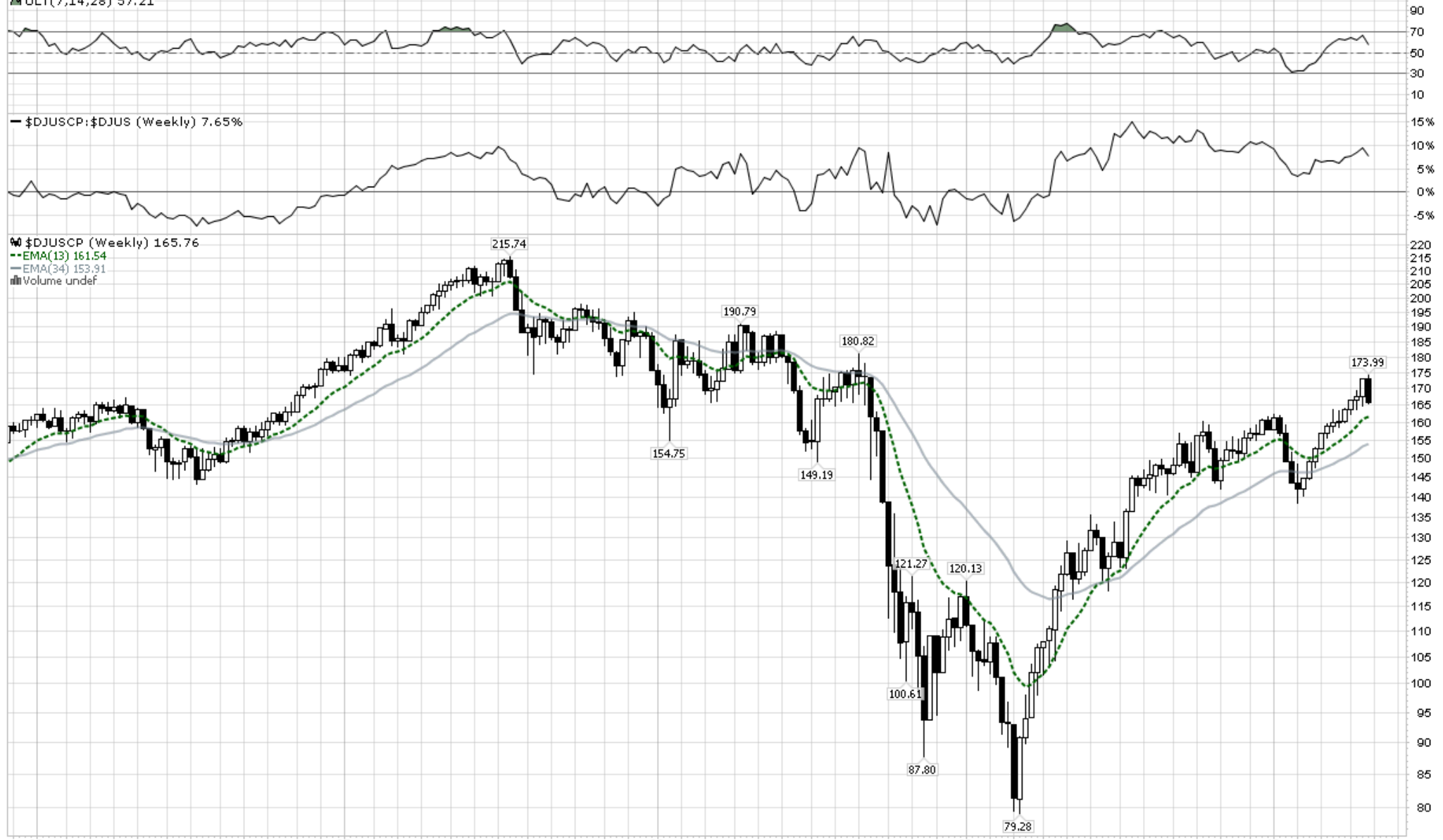
— \$DJUSCP:\$DJUS (Weekly) 7.65%

📊 \$DJUSCP (Weekly) 165.76

--- EMA(13) 161.54

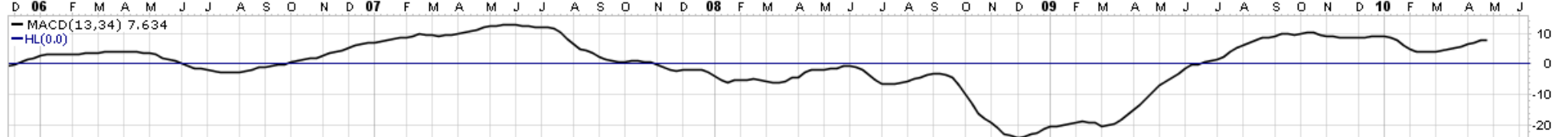
— EMA(34) 153.91

▒ Volume undef



— MACD(13,34) 7.634

— HL(0.0)







**\$DJUSCR** (Dow Jones US Computer Hardware Index) INDX

30-Apr-2010

© StockCharts.com

Open 816.87 High 819.61 Low 781.59 Close 781.95 Chg -34.90 (-4.27%) ▼

▲ ULT(7,14,28) 61.75

— \$DJUSCR:\$DJUS (Weekly) 74.28%

📊 \$DJUSCR (Weekly) 781.95

--- EMA(13) 737.80

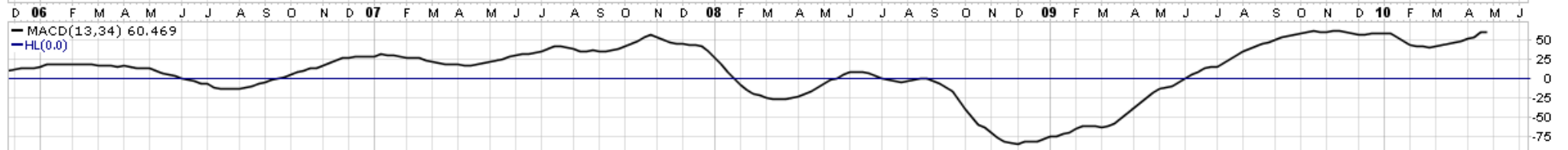
— EMA(34) 677.33

▒ Volume undef



— MACD(13,34) 60.469

— HL(0.0)



**\$DJUSCS** (Dow Jones US Specialized Consumer Services Index) INDX

30-Apr-2010

© StockCharts.com

Open 682.74 High 682.74 Low 650.18 Close 650.43 Chg -32.37 (-4.74%) ▼

▲ ULT(7,14,28) 38.76

— \$DJUSCS:\$DJUS (Weekly) -18.54%

📊 \$DJUSCS (Weekly) 650.43

--- EMA(13) 663.40

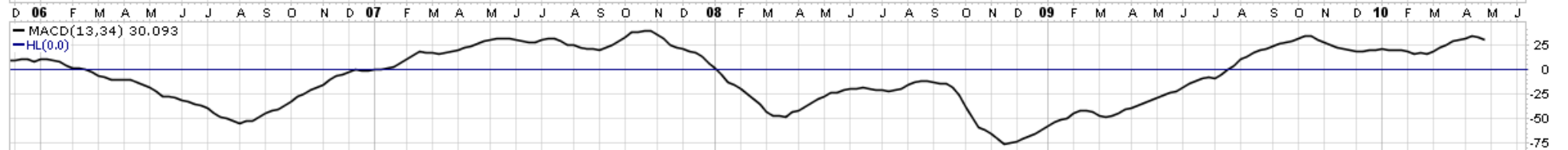
— EMA(34) 633.31

▒ Volume undef



— MACD(13,34) 30.093

— HL(0.0)



# \$DJUSCT (Dow Jones US Telecommunications Equipment Index) INDX

30-Apr-2010

© StockCharts.com

▲ ULT(7,14,28) 49.71

Open 684.14 High 688.56 Low 666.33 Close 670.24 Chg -13.91 (-2.03%) ▼

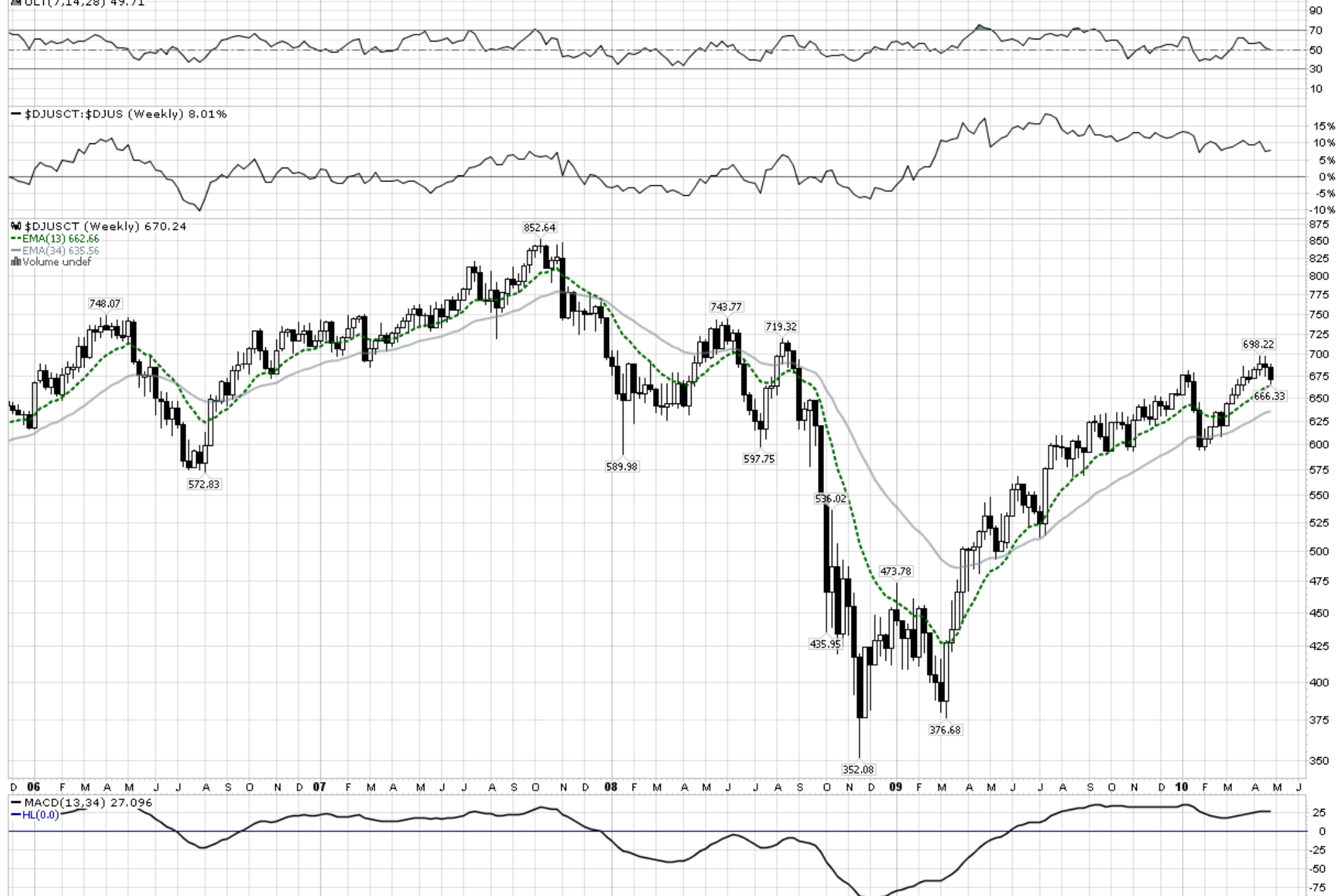
— \$DJUSCT:\$DJUS (Weekly) 8.01%

📊 \$DJUSCT (Weekly) 670.24

--- EMA(13) 662.66

— EMA(34) 635.56

▒ Volume undef





**\$DJUSCX** (Dow Jones US Specialty Chemicals Index) INDX

30-Apr-2010

▲ ULT(7,14,28) 60.05

© StockCharts.com  
Open 434.17 High 440.14 Low 422.02 Close 427.57 Chg -6.62 (-1.52%) ▼

— \$DJUSCX:\$DJUS (Weekly) 111.70%

📊 \$DJUSCX (Weekly) 427.57

--- EMA(13) 410.01

— EMA(34) 381.82

▒ Volume undef



**\$DJUSCY** (Dow Jones US Consumer Services Index) INDX

30-Apr-2010

© StockCharts.com

▲ ULT(7,14,28) 64.93

Open 326.19 High 328.18 Low 316.03 Close 317.78 Chg -8.41 (-2.58%) ▼

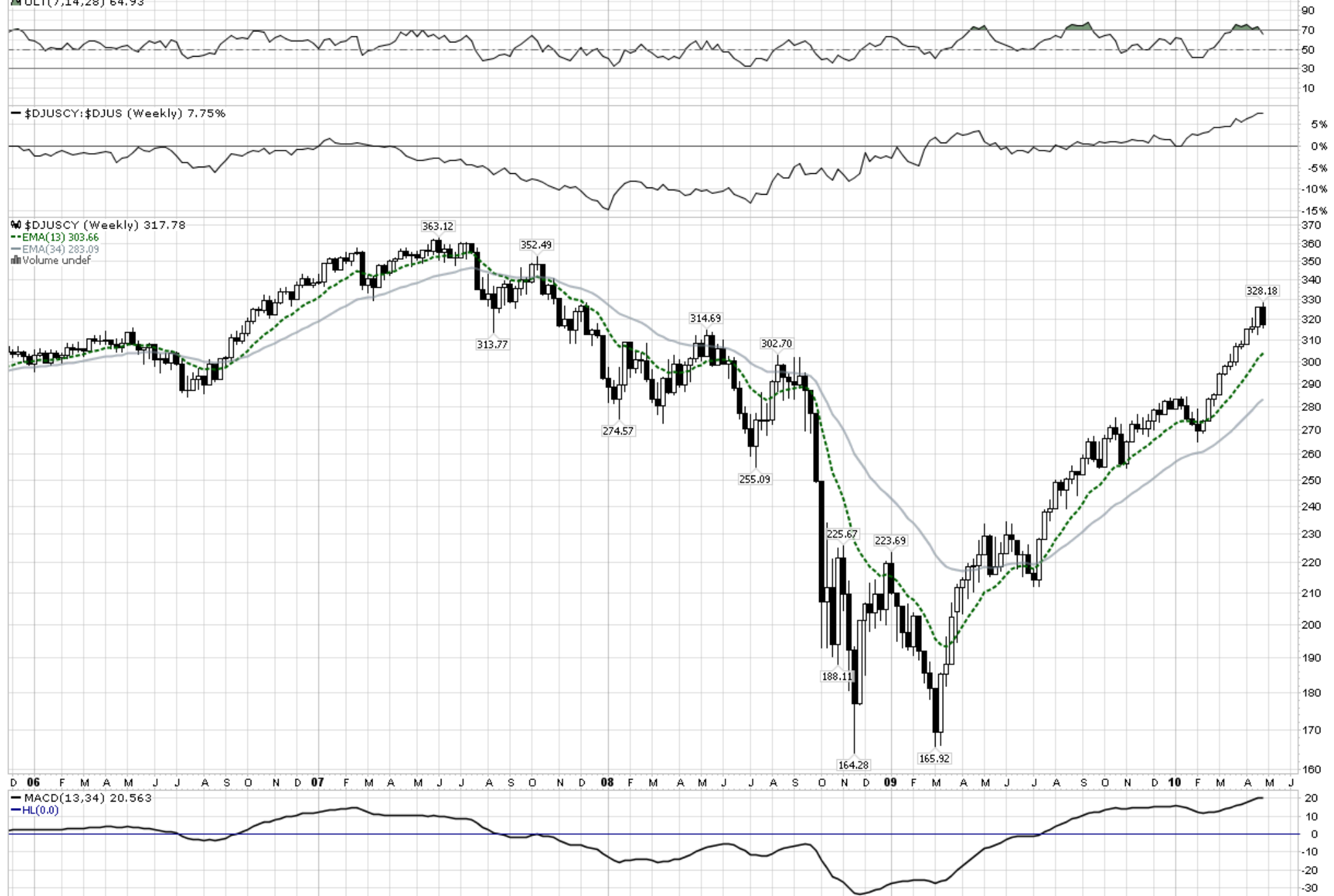
— \$DJUSCY:\$DJUS (Weekly) 7.75%

📊 \$DJUSCY (Weekly) 317.78

--- EMA(13) 303.66

— EMA(34) 283.09

▒ Volume undef

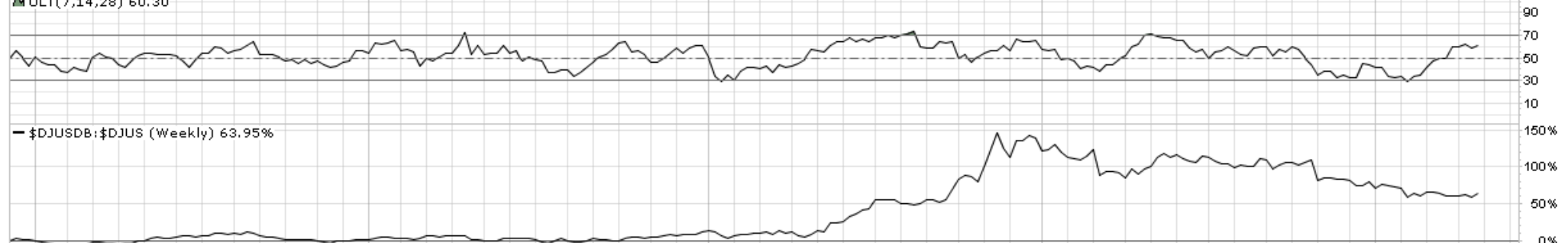


**\$DJUSDB** (Dow Jones US Brewers Index) INDX

30-Apr-2010

▲ ULT(7,14,28) 60.30

© StockCharts.com  
Open 470.29 High 479.24 Low 462.93 Close 472.42 Chg +2.34 (+0.50%) ▲



📊 \$DJUSDB (Weekly) 472.42

--- EMA(13) 462.34

— EMA(34) 465.34

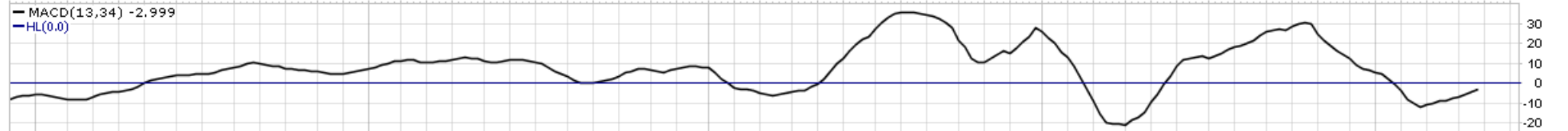
▒ Volume undef



D 06 F M A M J J A S O N D 07 F M A M J J A S O N D 08 F M A M J J A S O N D 09 F M A M J J A S O N D 10 F M A M J

— MACD(13,34) -2.999

— HL(0.0)



**\$DJUS** (Dow Jones US Broad Market Index) INDX

30-Apr-2010

▲ ULT(7,14,28) 56.41

© StockCharts.com

Open 304.59 High 305.31 Low 295.49 Close 296.60 Chg -7.99 (-2.62%) ▼

— \$DJUS:\$DJUS (Weekly) 0.00%

📊 \$DJUS (Weekly) 296.60

--- EMA(13) 289.47

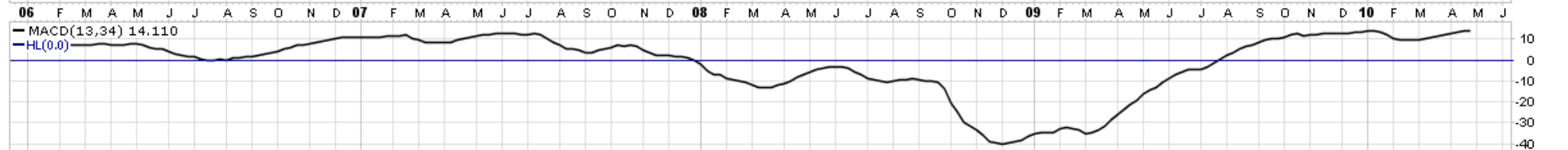
— EMA(34) 275.36

▒ Volume undef



— MACD(13,34) 14.110

— HL(0.0)



\$DJUSDN (Dow Jones US Defense Index) IND.X

30-Apr-2010

© StockCharts.com

Open 134.86 High 135.03 Low 130.90 Close 131.46 Chg -3.40 (-2.52%) ▼

▲ ULT(7,14,28) 62.79

— \$DJUSDN:\$DJUS (Weekly) 32.25%

📊 \$DJUSDN (Weekly) 131.46

--- EMA(13) 127.63

— EMA(34) 120.80

▒ Volume undef



— MACD(13,34) 6.832

— HL(0.0)



**\$DJUSDR** (Dow Jones US Food & Drug Retailers Index) INDX

30-Apr-2010

© StockCharts.com

▲ ULT(7,14,28) 60.18

Open 303.71 High 304.80 Low 295.42 Close 295.96 Chg -7.76 (-2.55%) ▼



**\$DJUSDS** (Dow Jones US Industrial Suppliers Index) INDX

30-Apr-2010

© StockCharts.com

Open 165.11 High 166.14 Low 160.11 Close 161.98 Chg -3.11 (-1.88%) ▼

▲ ULT(7,14,28) 58.42

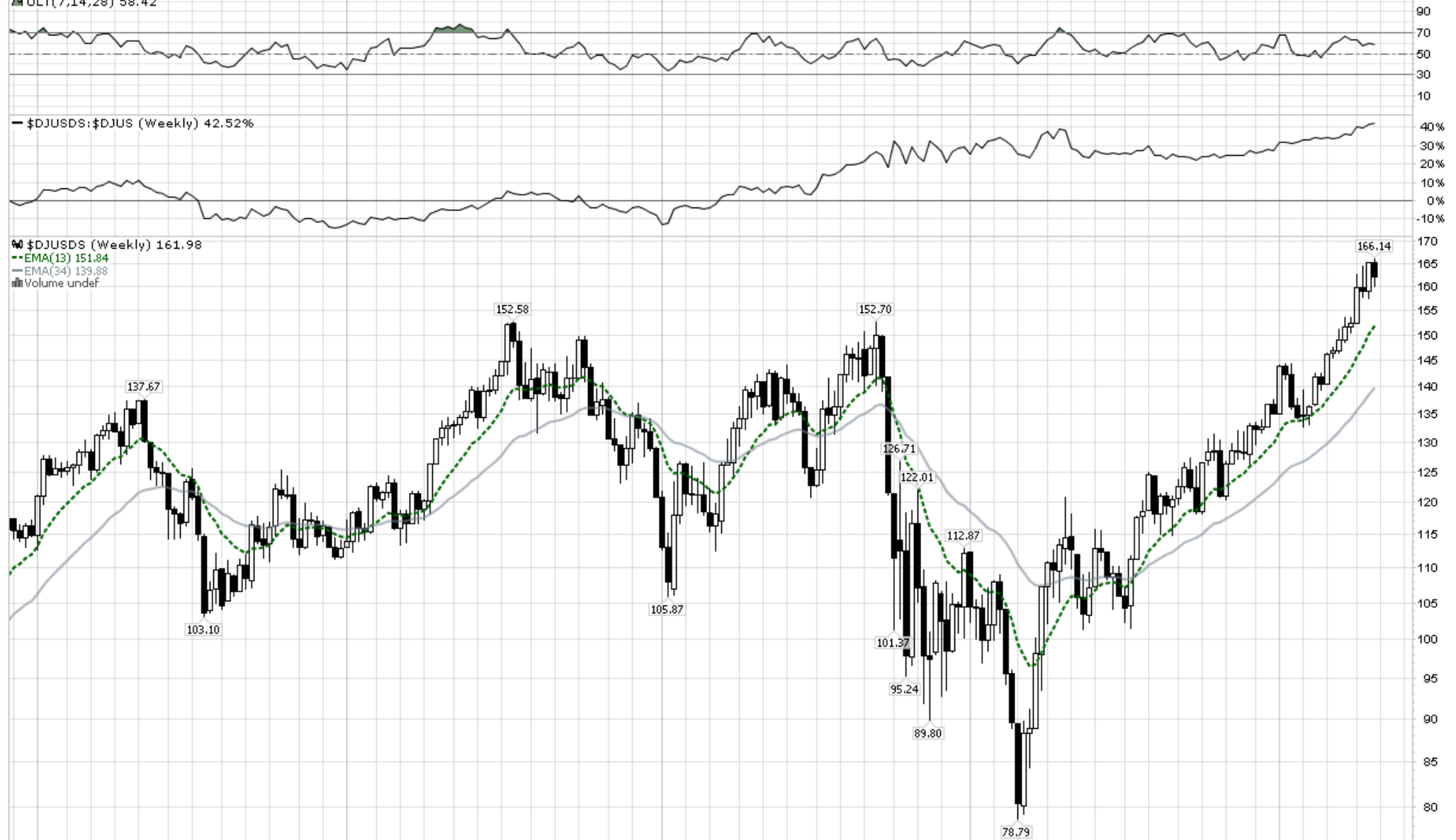
— \$DJUSDS:\$DJUS (Weekly) 42.52%

📊 \$DJUSDS (Weekly) 161.98

--- EMA(13) 151.84

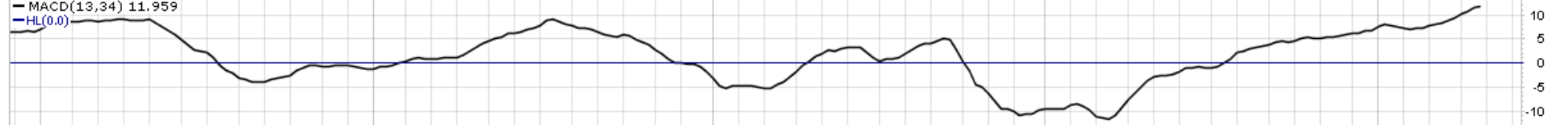
— EMA(34) 139.88

▒ Volume undef



— MACD(13,34) 11.959

— HL(0.0)



**\$DJUSDV** (Dow Jones US Computer Services Index) INDX

30-Apr-2010

© StockCharts.com

▲ ULT(7,14,28) 48.22

Open 91.91 High 92.88 Low 90.32 Close 90.42 Chg -1.50 (-1.63%) ▼

— \$DJUSDV:\$DJUS (Weekly) 43.98%

📊 \$DJUSDV (Weekly) 90.42

--- EMA(13) 90.15

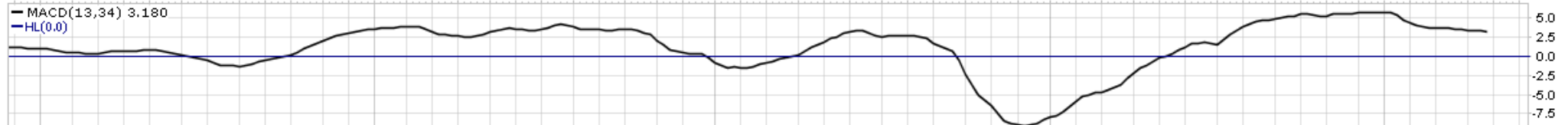
— EMA(34) 86.97

▒ Volume undef



— MACD(13,34) 3.180

— HL(0.0)





**\$DJUSEC** (Dow Jones US Electrical Components & Equipment Index) INDX

30-Apr-2010

© StockCharts.com

Open 151.01 High 154.44 Low 146.50 Close 149.32 Chg -1.70 (-1.13%) ▼

▲ ULT(7,14,28) 57.91

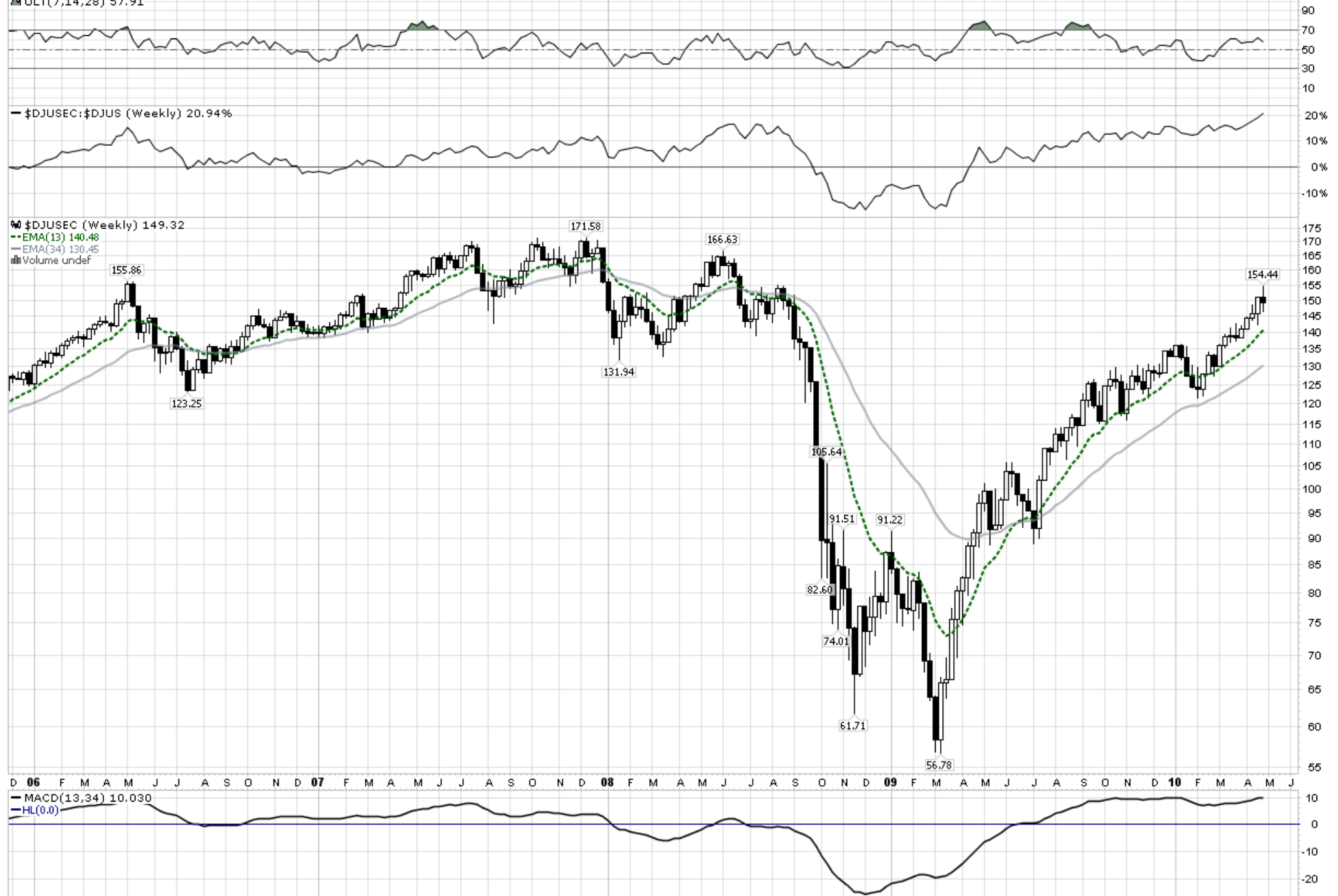
— \$DJUSEC:\$DJUS (Weekly) 20.94%

📊 \$DJUSEC (Weekly) 149.32

--- EMA(13) 140.48

— EMA(34) 130.45

▒ Volume undef



**\$DJUSEE** (Dow Jones US Electronic & Electrical Equipment Index) INDEX

30-Apr-2010

© StockCharts.com

Open 167.90 High 170.92 Low 163.28 Close 166.37 Chg -1.53 (-0.91%) ▼

▲ ULT(7,14,28) 63.46

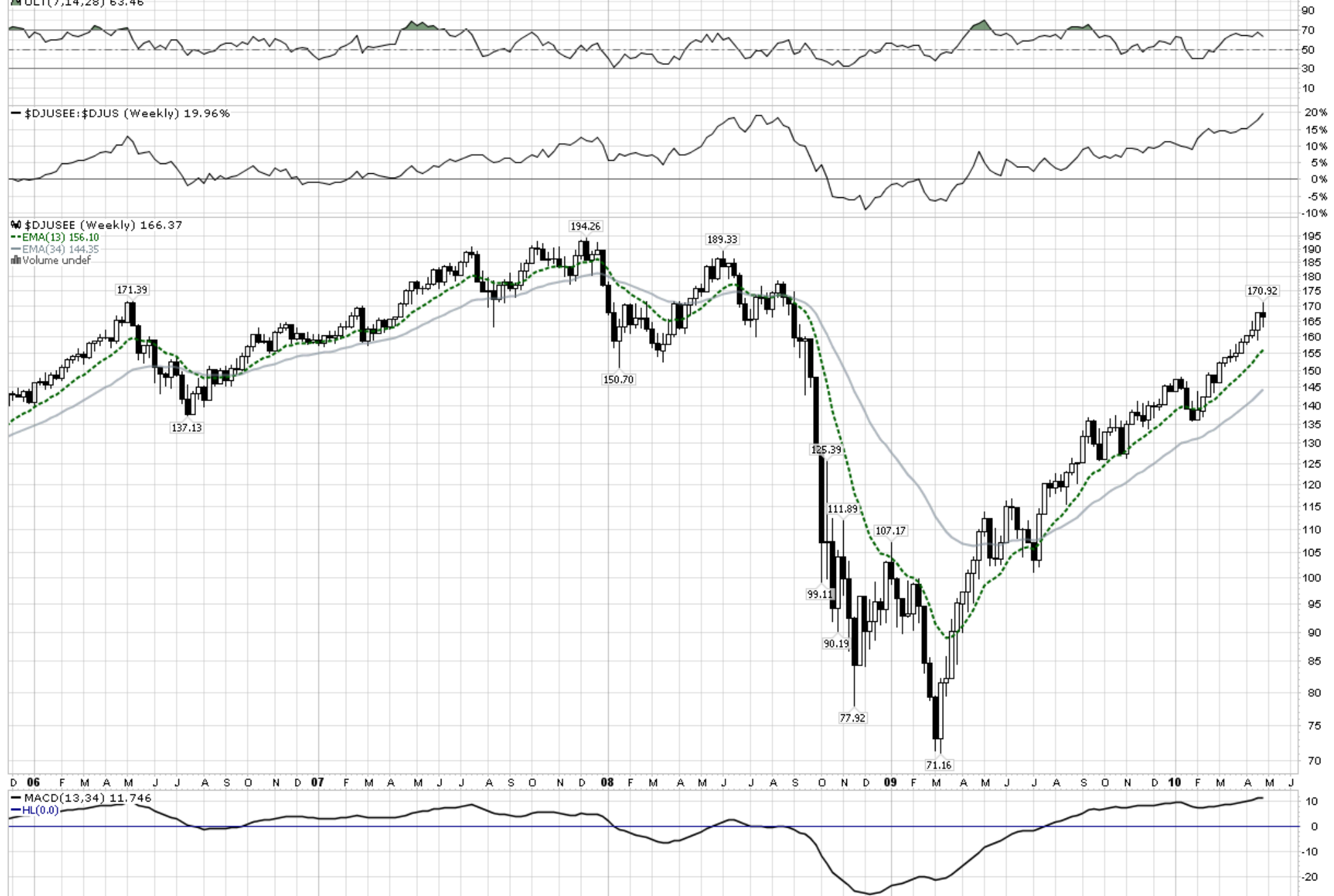
— \$DJUSEE:\$DJUS (Weekly) 19.96%

📊 \$DJUSEE (Weekly) 166.37

--- EMA(13) 156.10

— EMA(34) 144.35

▒ Volume undef



**\$DJUSEN** (Dow Jones US Oil & Gas Index) INDX

30-Apr-2010

© StockCharts.com

Open 533.65 High 535.72 Low 513.08 Close 516.40 Chg -17.25 (-3.23%) ▼

▲ ULT(7,14,28) 54.84

— \$DJUSEN:\$DJUS (Weekly) 23.78%

📊 \$DJUSEN (Weekly) 516.40

--- EMA(13) 504.02


— EMA(34) 490.56

Volume undef



— MACD(13,34) 13.455

— HL(0.0)



**\$DJUSEU** (Dow Jones US Electricity Index) INDX

30-Apr-2010

▲ ULT(7,14,28) 54.12

© StockCharts.com  
Open 150.74 High 151.40 Low 147.77 Close 149.89 Chg -0.85 (-0.56%) ▼

— \$DJUSEU:\$DJUS (Weekly) -1.94%

📊 \$DJUSEU (Weekly) 149.89

--- EMA(13) 147.73

— EMA(34) 146.61

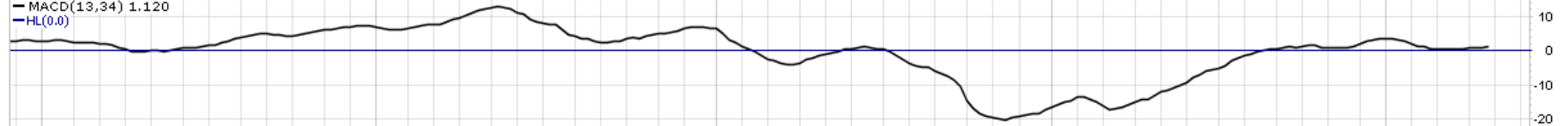
▒ Volume undef



D 06 F M A M J J A S O N D 07 F M A M J J A S O N D 08 F M A M J J A S O N D 09 F M A M J J A S O N D 10 F M A M J

— MACD(13,34) 1.120

— HL(0.0)



# \$DJUSFA (Dow Jones US Financial Administration Index) INDX

30-Apr-2010

© StockCharts.com

▲ ULT(7,14,28) 52.40

Open 120.22 High 120.56 Low 115.85 Close 115.88 Chg -4.39 (-3.65%) ▼

— \$DJUSFA:\$DJUS (Weekly) 11.26%

📊 \$DJUSFA (Weekly) 115.88

--- EMA(13) 113.64

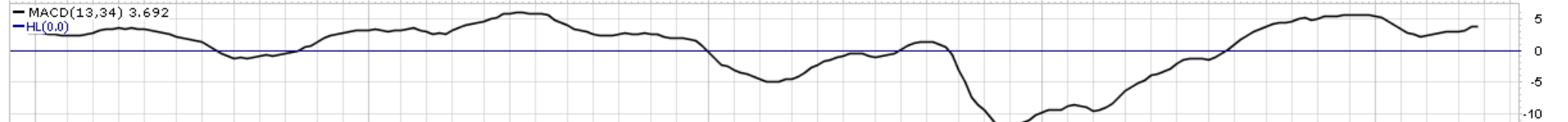
— EMA(34) 109.94

Volume undef



— MACD(13,34) 3.692

— HL(0.0)



# \$DJUSFB (Dow Jones US Food & Beverage Index) INDX

30-Apr-2010

© StockCharts.com

Open 282.80 High 284.48 Low 275.75 Close 279.34 Chg -3.46 (-1.22%) ▼

▲ ULT(7,14,28) 50.91

— \$DJUSFB:\$DJUS (Weekly) 20.27%

📊 \$DJUSFB (Weekly) 279.34

--- EMA(13) 280.67

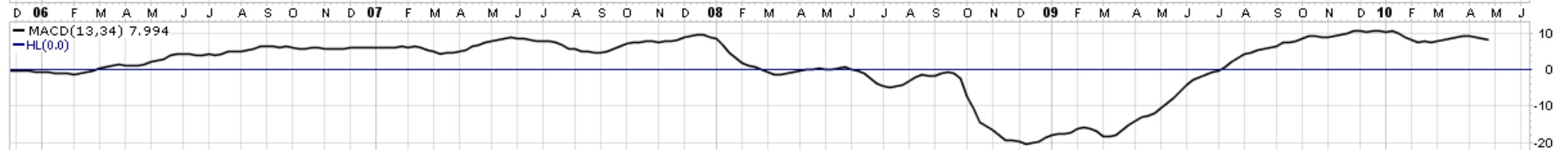
— EMA(34) 272.68

📊 Volume undef



— MACD(13,34) 7.994

— HL(0.0)



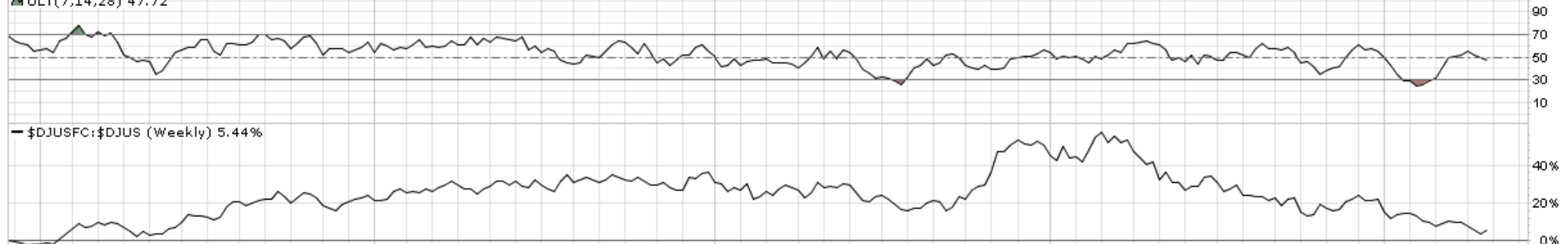
**\$DJUSFC** (Dow Jones US Fixed Line Telecommunications Index) INDX

30-Apr-2010

© StockCharts.com

Open 118.52 High 119.14 Low 116.20 Close 117.54 Chg -0.99 (-0.84%) ▼

▲ ULT(7,14,28) 47.72



📊 \$DJUSFC (Weekly) 117.54

--- EMA(13) 118.28

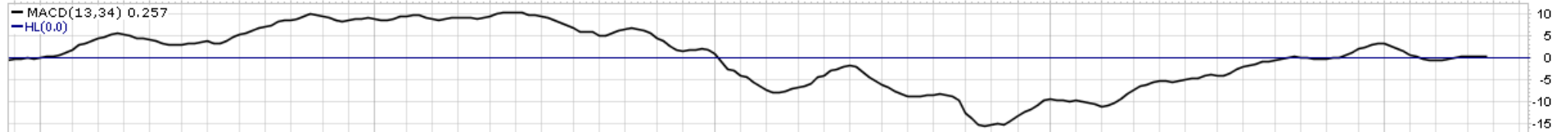
— EMA(34) 118.02

▒ Volume undef



— MACD(13,34) 0.257

— HL(0.0)



**\$DJUSFD** (Dow Jones US Food Retailers & Wholesalers Index) INDX

30-Apr-2010

© StockCharts.com

Open 187.79 High 189.29 Low 180.15 Close 180.21 Chg -7.60 (-4.05%) ▼

▲ ULT(7,14,28) 54.51

— \$DJUSFD:\$DJUS (Weekly) -8.59%

📊 \$DJUSFD (Weekly) 180.21

--- EMA(13) 175.68

— EMA(34) 167.53

▒ Volume undef





**\$DJUSFE** (Dow Jones US Industrial Machinery Index) INDX

30-Apr-2010

© StockCharts.com

Open 240.73 High 243.63 Low 234.06 Close 235.33 Chg -5.42 (-2.25%) ▼

▲ ULT(7,14,28) 60.76

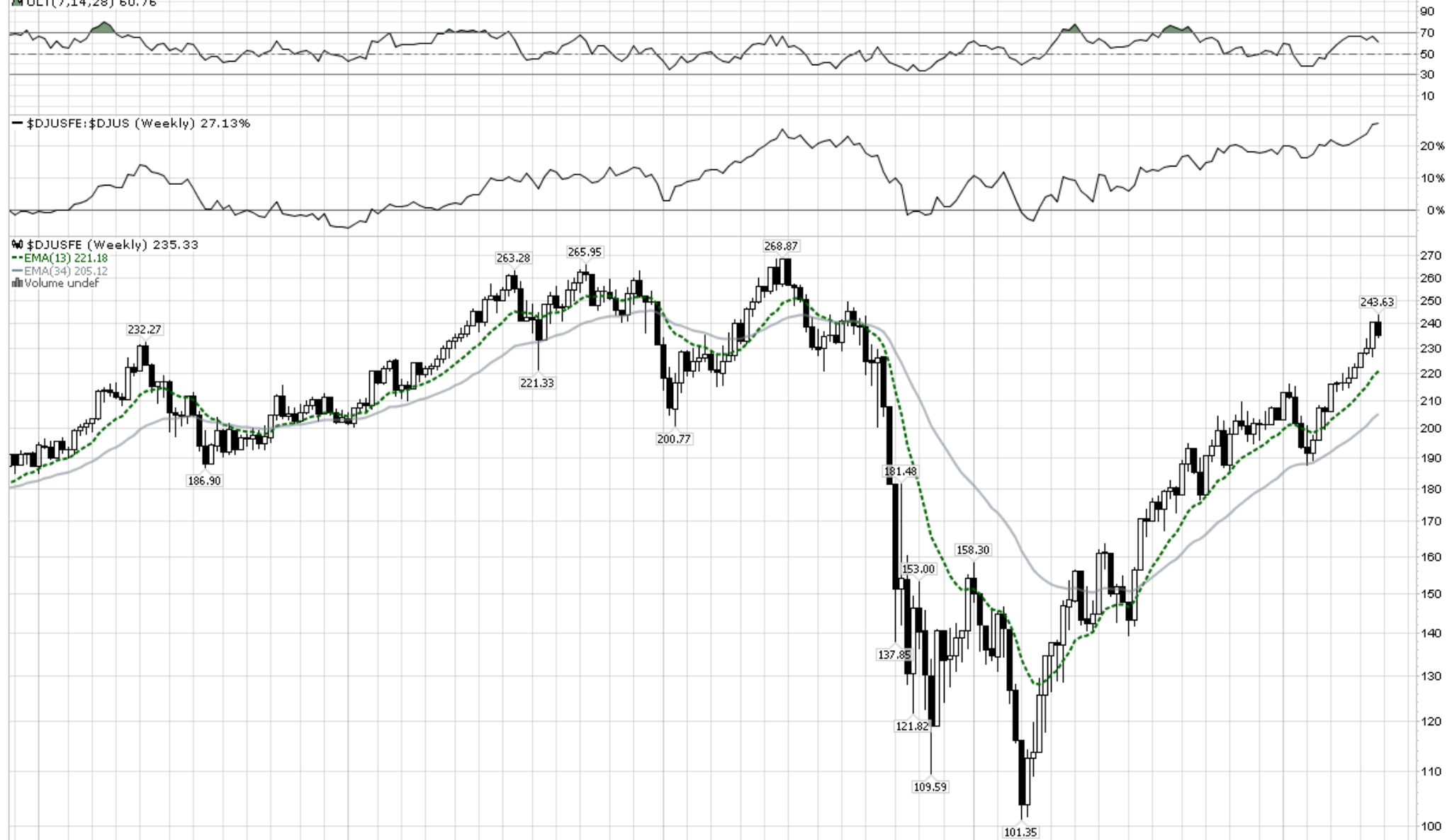
— \$DJUSFE:\$DJUS (Weekly) 27.13%

📊 \$DJUSFE (Weekly) 235.33

--- EMA(13) 221.18

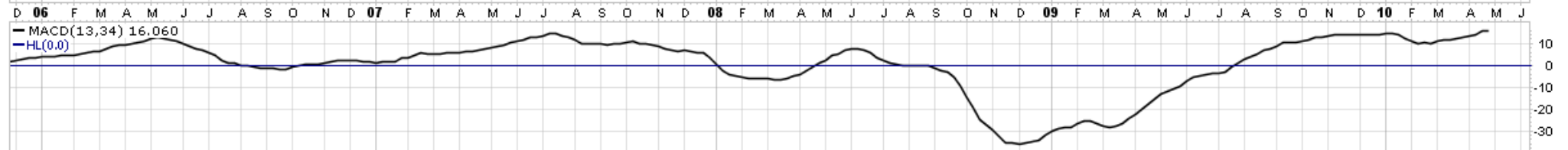
— EMA(34) 205.12

▒ Volume undef



— MACD(13,34) 16.060

— HL(0.0)



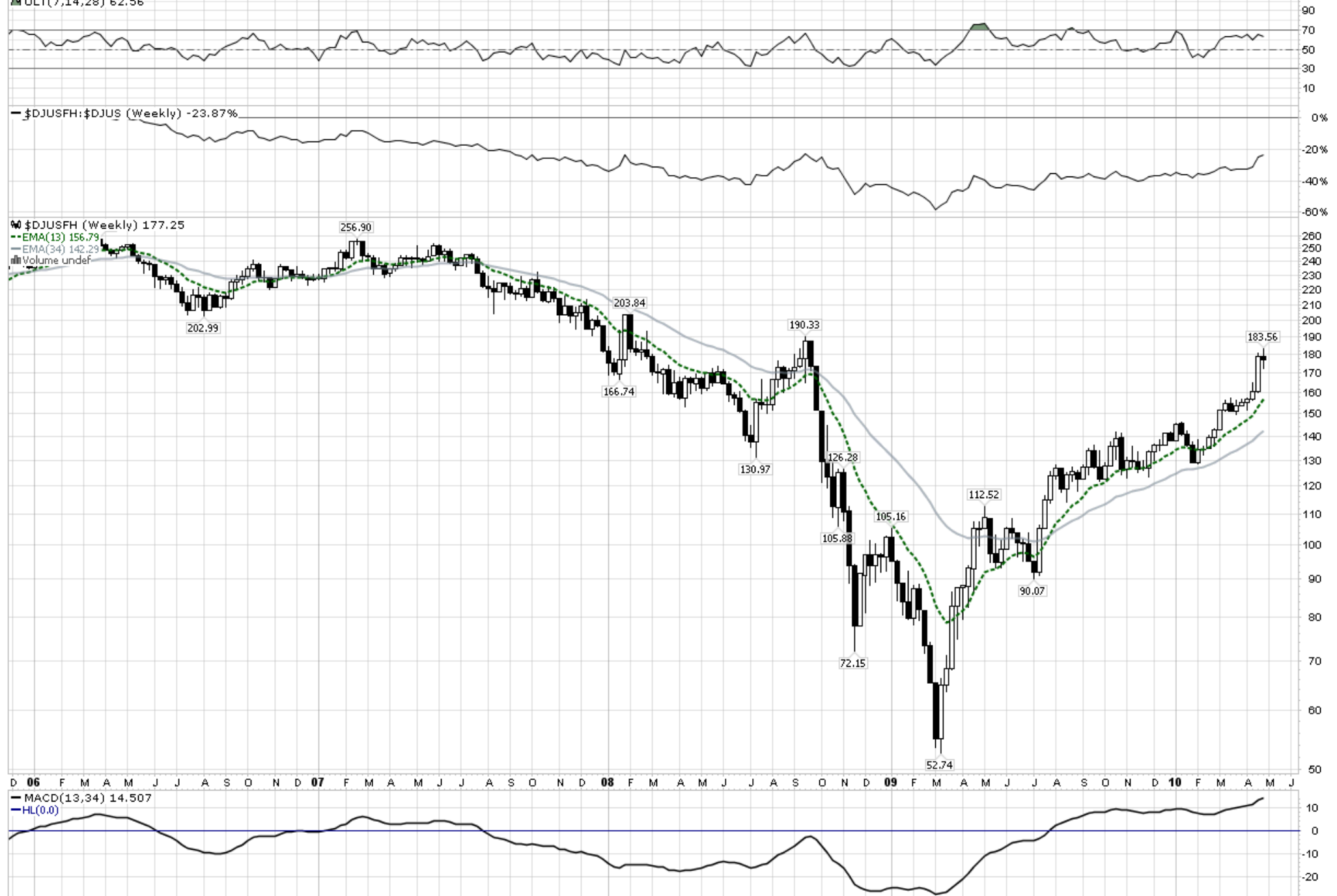
**\$DJUSFH** (Dow Jones US Furnishings Index) INDX

30-Apr-2010

© StockCharts.com

Open 178.74 High 183.56 Low 172.67 Close 177.25 Chg -1.49 (-0.83%) ▼

▲ ULT(7,14,28) 62.56





\$DJUSFN (Dow Jones US Financials Index) INDX

30-Apr-2010

© StockCharts.com

Open 302.37 High 302.37 Low 287.76 Close 291.03 Chg -11.34 (-3.75%) ▼

▲ ULT(7,14,28) 57.10



**\$DJUSFO** (Dow Jones US Food Producers Index) INDX

30-Apr-2010

© StockCharts.com

Open 179.41 High 180.24 Low 173.84 Close 175.52 Chg -3.89 (-2.17%) ▼

▲ ULT(7,14,28) 45.17

— \$DJUSFO:\$DJUS (Weekly) 8.63%

📊 \$DJUSFO (Weekly) 175.52

--- EMA(13) 177.35

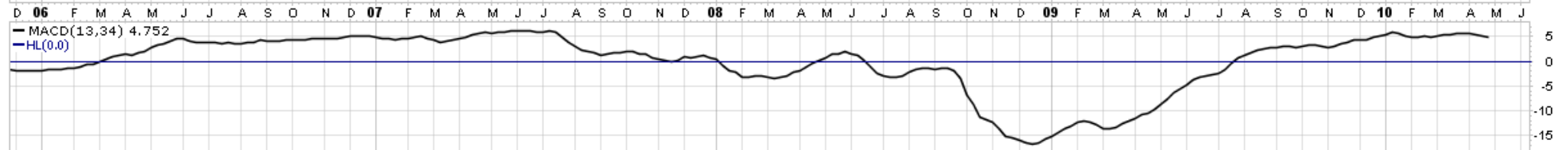
— EMA(34) 172.59

▒ Volume undef



— MACD(13,34) 4.752

— HL(0.0)



**\$DJUSFP** (Dow Jones US Food Products Index) INDX

30-Apr-2010

© StockCharts.com

Open 250.85 High 252.13 Low 243.49 Close 246.13 Chg -4.72 (-1.88%) ▼

▲ ULT(7,14,28) 52.05

— \$DJUSFP:\$DJUS (Weekly) 21.43%

📊 \$DJUSFP (Weekly) 246.13

--- EMA(13) 244.78

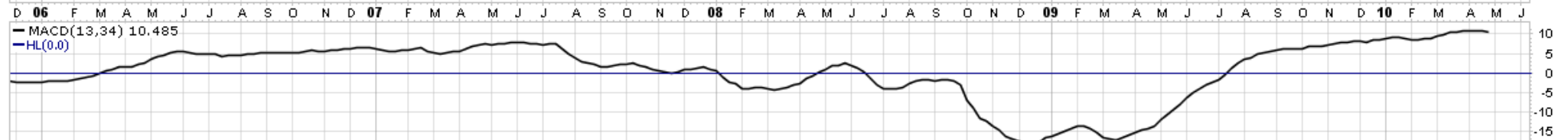
— EMA(34) 234.30

▒ Volume undef



— MACD(13,34) 10.485

— HL(0.0)



**\$DJUSFR** (Dow Jones US Forestry & Paper Index) INDX

30-Apr-2010

© StockCharts.com

Open 133.32 High 135.51 Low 123.36 Close 123.39 Chg -9.91 (-7.43%) ▼

▲ ULT(7,14,28) 49.76

— \$DJUSFR:\$DJUS (Weekly) -23.06%

📊 \$DJUSFR (Weekly) 123.39

--- EMA(13) 119.35

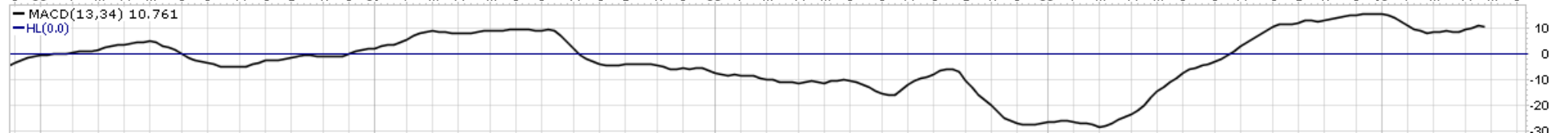
— EMA(34) 108.59

▒ Volume undef



— MACD(13,34) 10.761

— HL(0.0)



\$DJUSFT (Dow Jones US Footwear Index) INDX

30-Apr-2010

▲ ULT(7,14,28) 62.90

© StockCharts.com  
Open 410.89 High 413.68 Low 396.28 Close 396.41 Chg -14.29 (-3.48%) ▼

— \$DJUSFT:\$DJUS (Weekly) 56.89%

📊 \$DJUSFT (Weekly) 396.41

--- EMA(13) 375.22

— EMA(34) 345.17

Volume undef





**\$DJUSFV** (Dow Jones US Financial Services Composite Index) INDX

30-Apr-2010

© StockCharts.com

Open 312.59 High 312.59 Low 295.88 Close 299.75 Chg -12.84 (-4.11%) ▼

▲ ULT(7,14,28) 54.31

— \$DJUSFV:\$DJUS (Weekly) -46.27%

📊 \$DJUSFV (Weekly) 299.75

--- EMA(13) 291.47

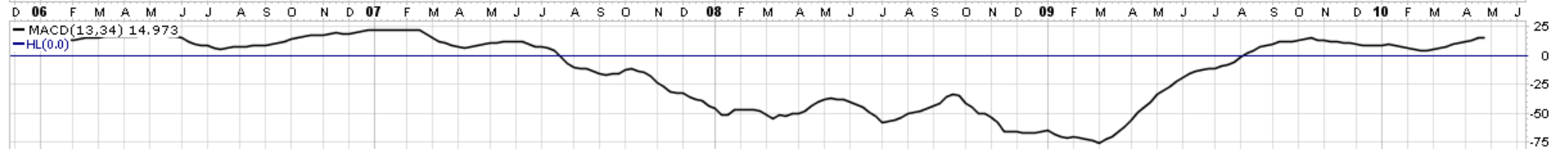
— EMA(34) 276.49

▒ Volume undef



— MACD(13,34) 14.973

— HL(0.0)



# \$DJUSGF (Dow Jones US General Financial Index) INDX

30-Apr-2010

© StockCharts.com

Open 436.55 High 436.59 Low 416.90 Close 417.21 Chg -19.36 (-4.43%) ▼

▲ ULT(7,14,28) 48.60

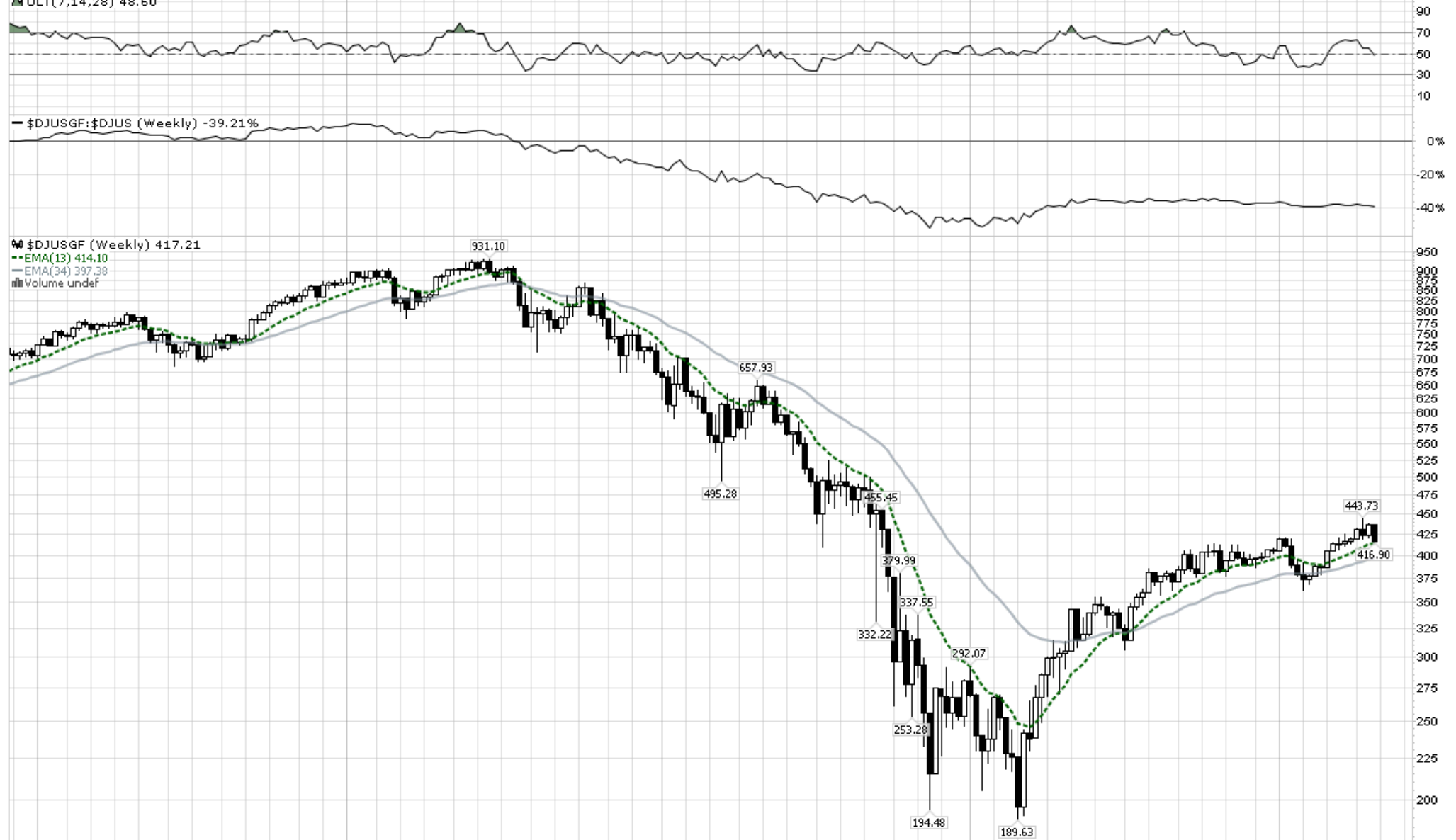
— \$DJUSGF:\$DJUS (Weekly) -39.21%

📊 \$DJUSGF (Weekly) 417.21

--- EMA(13) 414.10

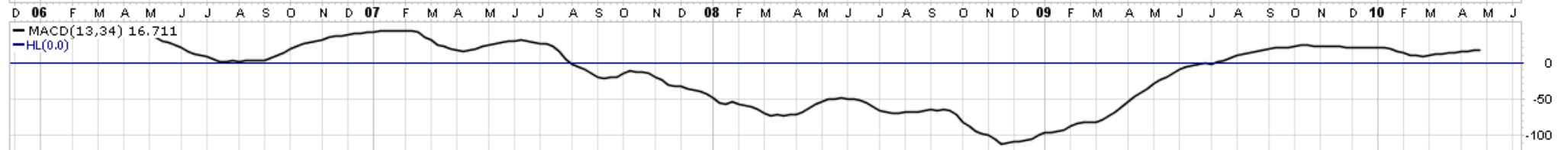
— EMA(34) 397.38

▒ Volume undef



— MACD(13,34) 16.711

— HL(0.0)



**\$DJUSGI** (Dow Jones US General Industrials Index) INDX

30-Apr-2010

© StockCharts.com

Open 278.86 High 283.61 Low 273.50 Close 275.19 Chg -3.67 (-1.32%) ▼

▲ ULT(7,14,28) 57.14

— \$DJUSGI:\$DJUS (Weekly) -25.42%

📊 \$DJUSGI (Weekly) 275.19

--- EMA(13) 261.26

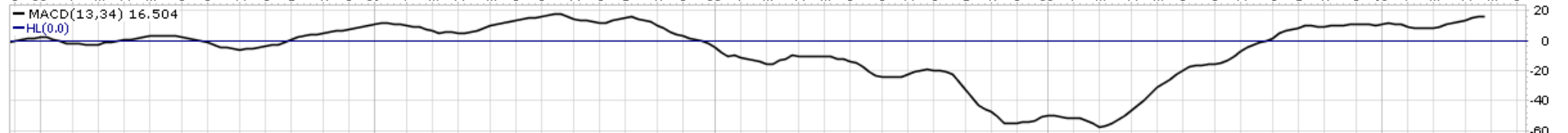
— EMA(34) 244.76

▒ Volume undef



— MACD(13,34) 16.504

— HL(0.0)



# \$DJUSGS (Dow Jones US Small-Cap Growth Index) INDX

30-Apr-2010

© StockCharts.com

▲ ULT(7,14,28) 59.23

Open 1937.71 High 1946.30 Low 1872.76 Close 1872.91 Chg -64.84 (-3.35%) ▼

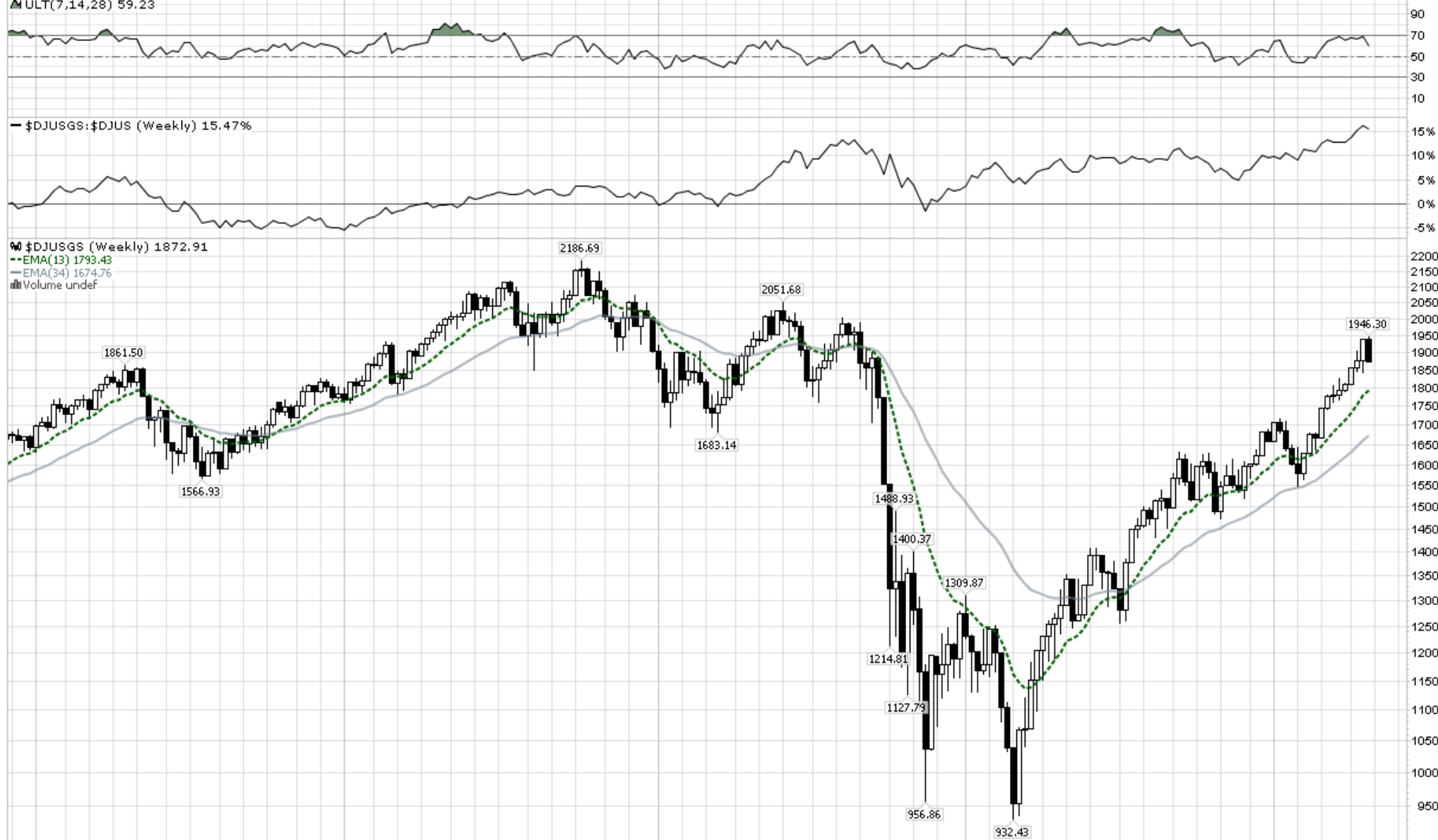
— \$DJUSGS:\$DJUS (Weekly) 15.47%

📊 \$DJUSGS (Weekly) 1872.91

--- EMA(13) 1793.43

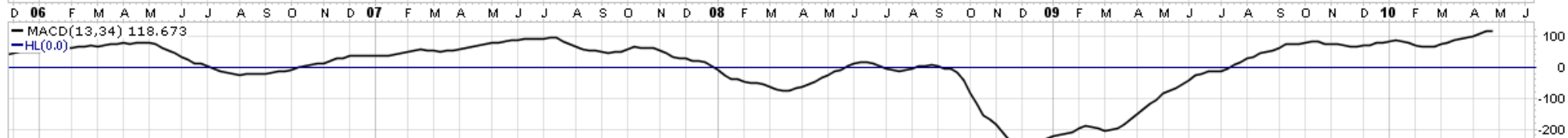
— EMA(34) 1674.76

▒ Volume undef



— MACD(13,34) 118.673

— HL(0.0)



# \$DJUSGT (Dow Jones US General Retailers Index) INDX

30-Apr-2010

© StockCharts.com

▲ ULT(7,14,28) 59.89

Open 378.17 High 380.05 Low 363.38 Close 363.47 Chg -14.71 (-3.89%) ▼

— \$DJUSGT:\$DJUS (Weekly) 6.34%

📊 \$DJUSGT (Weekly) 363.47

--- EMA(13) 352.69

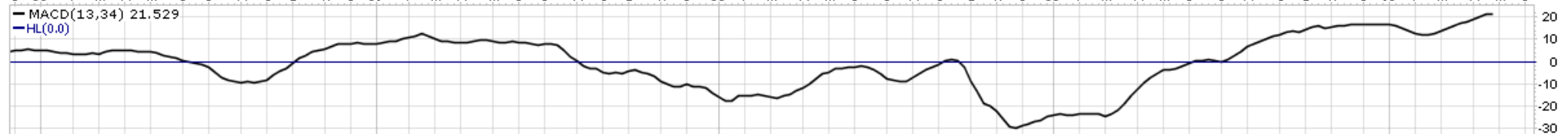
— EMA(34) 331.16

▒ Volume undef



— MACD(13,34) 21.529

— HL(0.0)



**\$DJUSGU** (Dow Jones US Gas Distribution Index) INDX

30-Apr-2010

© StockCharts.com

Open 116.71 High 116.90 Low 113.12 Close 114.09 Chg -2.61 (-2.24%) ▼

▲ ULT(7,14,28) 60.15

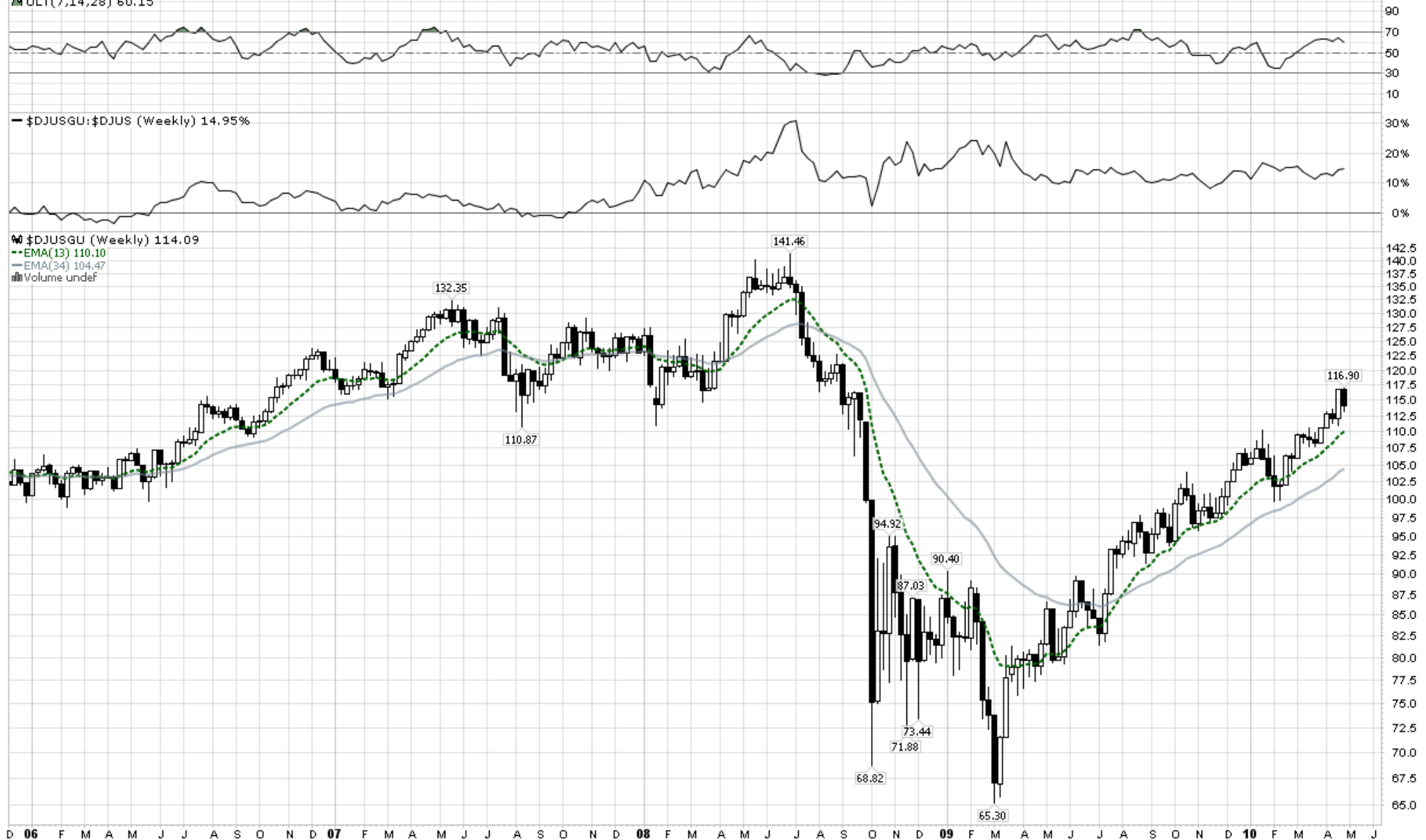
— \$DJUSGU:\$DJUS (Weekly) 14.95%

📊 \$DJUSGU (Weekly) 114.09

--- EMA(13) 110.10

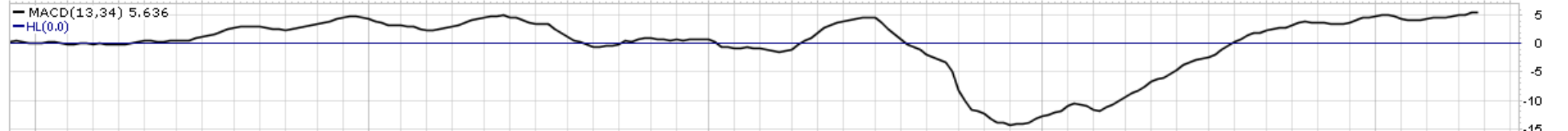
— EMA(34) 104.47

▒ Volume undef



— MACD(13,34) 5.636

— HL(0.0)



**\$DJUSHB** (Dow Jones US Home Construction Index) INDX

30-Apr-2010

© StockCharts.com

Open 325.86 High 333.80 Low 307.19 Close 319.60 Chg -6.31 (-1.94%) ▼

▲ ULT(7,14,28) 55.30



**\$DJUSHC** (Dow Jones US Health Care Index) INDX

30-Apr-2010

▲ ULT(7,14,28) 47.72

© StockCharts.com  
Open 326.19 High 327.76 Low 318.48 Close 322.29 Chg -3.88 (-1.19%) ▼

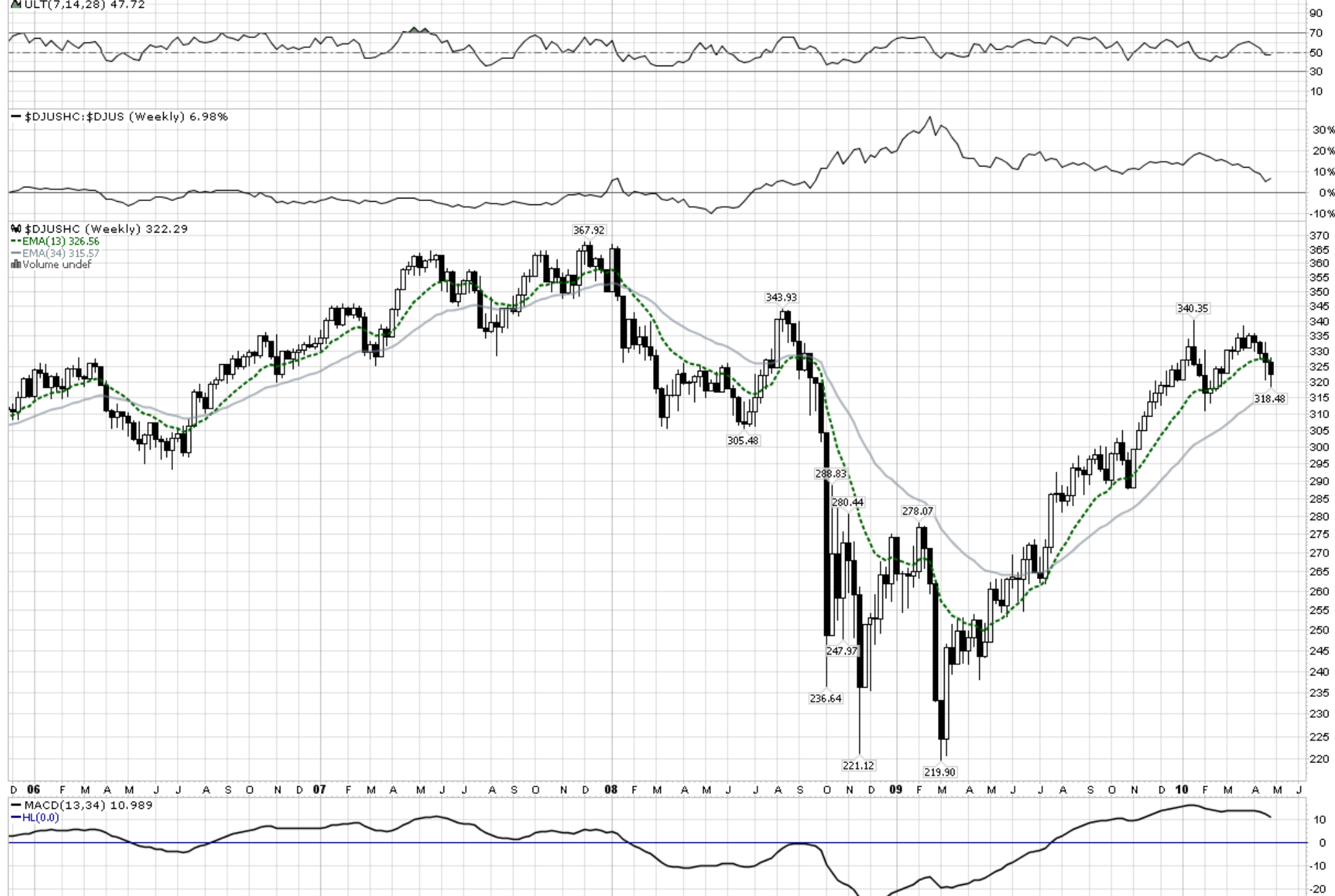
— \$DJUSHC:\$DJUS (Weekly) 6.98%

📊 \$DJUSHC (Weekly) 322.29

--- EMA(13) 326.56

— EMA(34) 315.57

▒ Volume undef





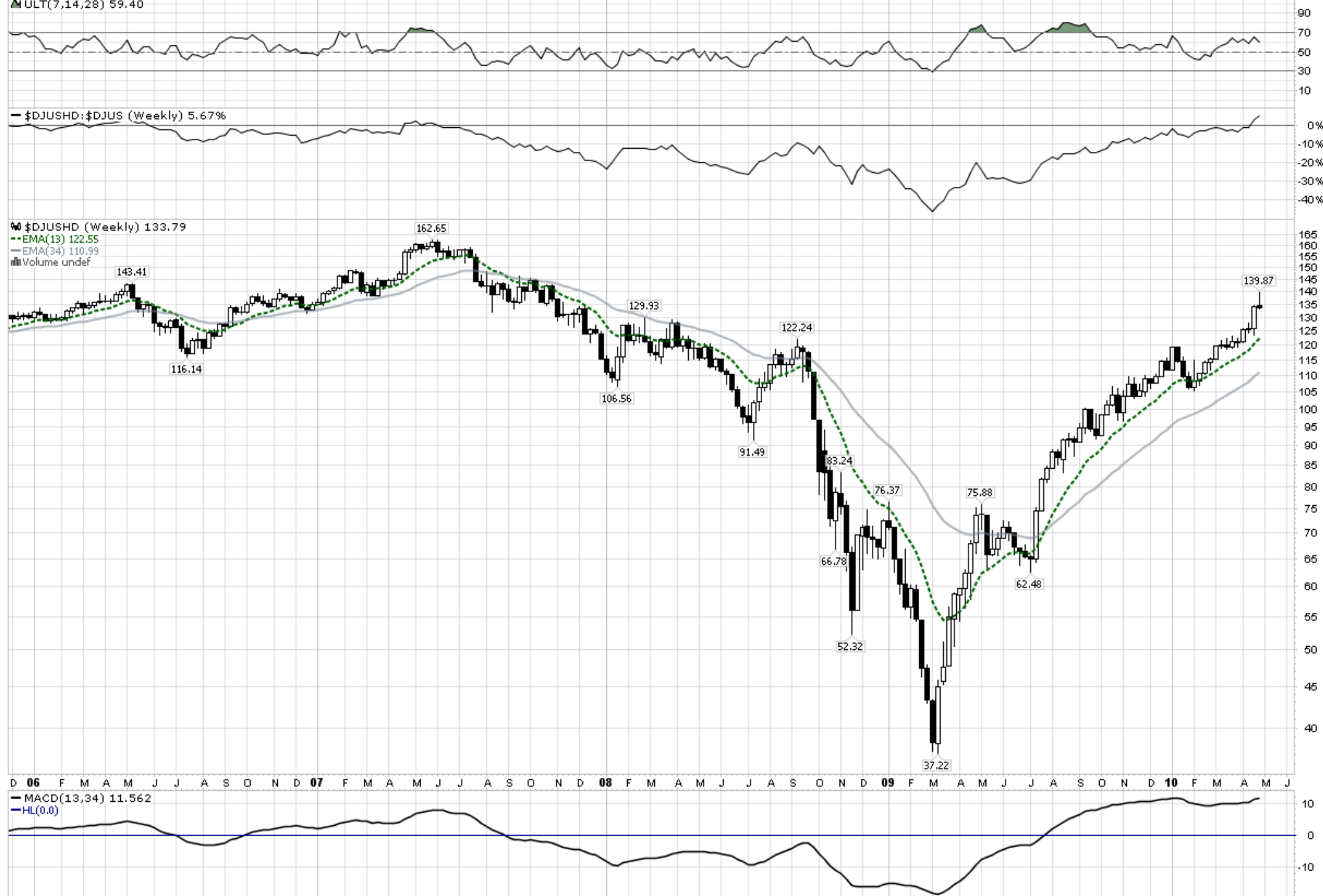
**\$DJUSHD** (Dow Jones US Durable Household Products Index) INDX

30-Apr-2010

© StockCharts.com

▲ ULT(7,14,28) 59.40

Open 134.34 High 139.87 Low 133.32 Close 133.79 Chg -0.50 (-0.37%) ▼



**\$DJUSHG** (Dow Jones US Household Goods Index) INDX

30-Apr-2010

© StockCharts.com

Open 368.56 High 372.40 Low 357.34 Close 362.19 Chg -6.37 (-1.73%) ▼

▲ ULT(7,14,28) 52.04

— \$DJUSHG:\$DJUS (Weekly) -5.78%

📊 \$DJUSHG (Weekly) 362.19

--- EMA(13) 355.59

— EMA(34) 340.95

▒ Volume undef

— MACD(13,34) 14.636

— HL(0.0)



**\$DJUSHI** (Dow Jones US Home Improvement Retailers Index) INDX

30-Apr-2010

© StockCharts.com

Open 89.97 High 91.22 Low 86.12 Close 86.80 Chg -3.09 (-3.44%) ▼

▲ ULT(7,14,28) 64.92



**\$DJUSHN** (Dow Jones US Nondurable Household Products Index) INDX

30-Apr-2010

© StockCharts.com

Open 480.44 High 483.62 Low 461.54 Close 470.97 Chg -9.47 (-1.97%) ▼

▲ ULT(7,14,28) 46.87

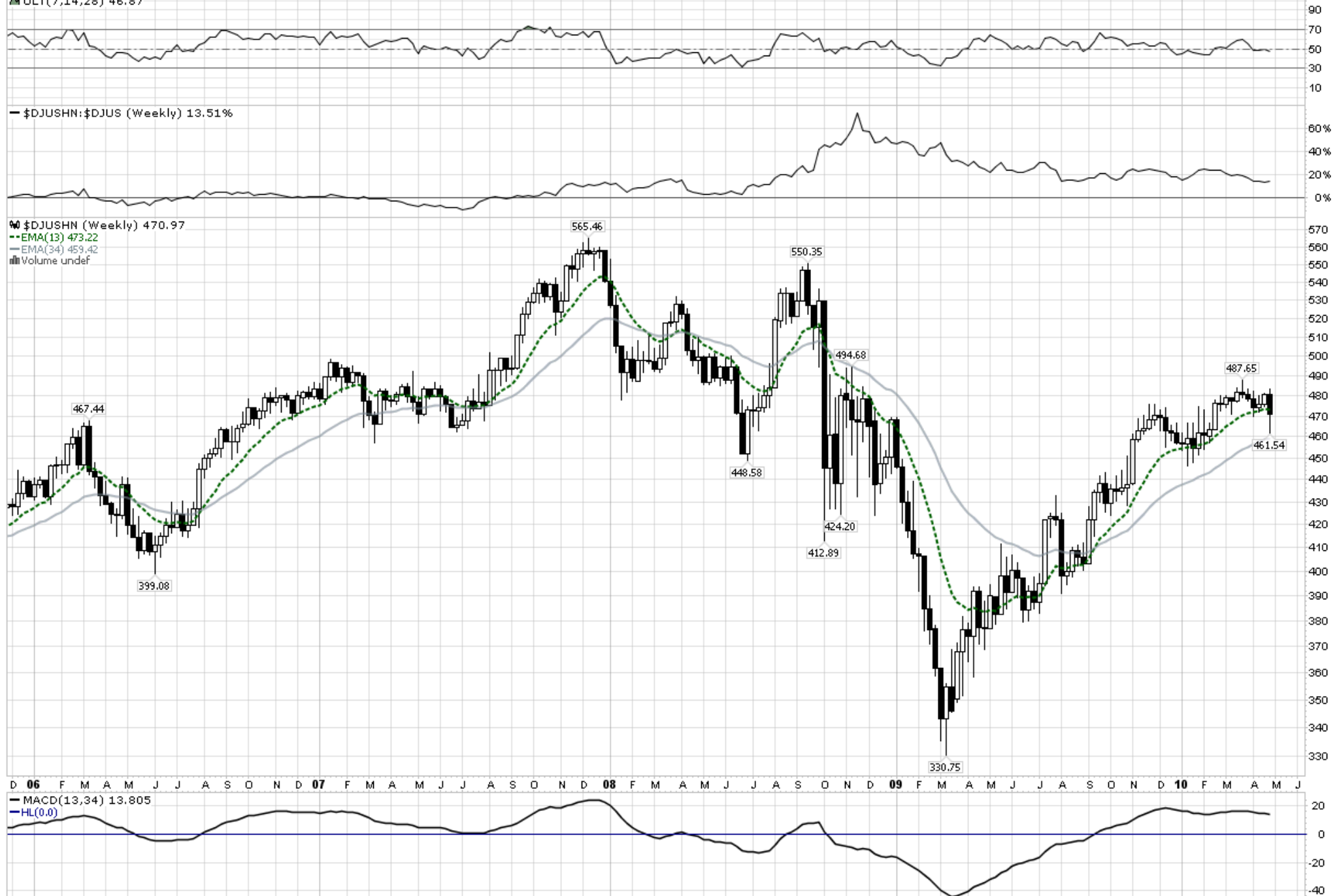
— \$DJUSHN:\$DJUS (Weekly) 13.51%

📊 \$DJUSHN (Weekly) 470.97

--- EMA(13) 473.22

— EMA(34) 459.42

📊 Volume undef



**\$DJUSHP** (Dow Jones US Health Care Providers Index) INDX

30-Apr-2010

© StockCharts.com

Open 488.57 High 490.04 Low 468.89 Close 469.44 Chg -19.13 (-3.92%) ▼

▲ ULT(7,14,28) 44.58

— \$DJUSHP:\$DJUS (Weekly) -9.88%

📊 \$DJUSHP (Weekly) 469.44

--- EMA(13) 480.56

— EMA(34) 455.60

▒ Volume undef

549.14

453.24

641.86

388.20

487.45

290.59

236.19

387.47

342.19

252.76

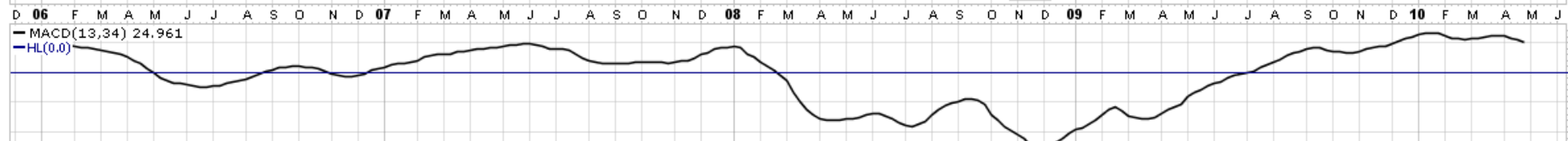
376.66

512.20

468.89

— MACD(13,34) 24.961

— HL(0.0)



**\$DJUSHR** (Dow Jones US Commercial Vehicles & Trucks Index) INDX

30-Apr-2010

© StockCharts.com

▲ ULT(7,14,28) 56.09

Open 982.19 High 1014.59 Low 952.10 Close 953.51 Chg -28.27 (-2.88%) ▼

— \$DJUSHR:\$DJUS (Weekly) 48.28%

📊 \$DJUSHR (Weekly) 953.51

--- EMA(13) 894.15

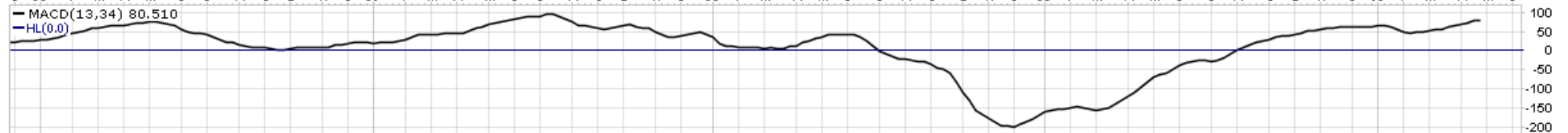
— EMA(34) 813.64

▒ Volume undef



— MACD(13,34) 80.510

— HL(0.0)



**\$DJUSHV** (Dow Jones US Heavy Construction Index) INDX

30-Apr-2010

© StockCharts.com

Open 397.34 High 399.38 Low 382.97 Close 384.70 Chg -12.61 (-3.17%)

▲ ULT(7,14,28) 58.55

— \$DJUSHV:\$DJUS (Weekly) 42.32%

📊 \$DJUSHV (Weekly) 384.70

--- EMA(13) 363.73

— EMA(34) 352.19

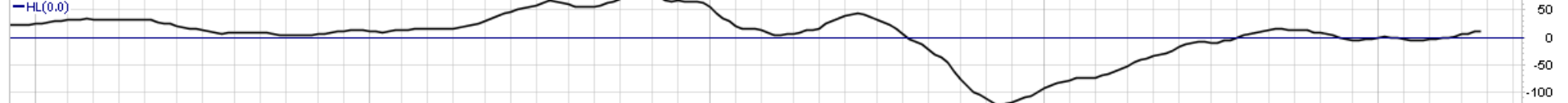
Volume undef



D 06 F M A M J J A S O N D 07 F M A M J J A S O N D 08 F M A M J J A S O N D 09 F M A M J J A S O N D 10 F M A M J

— MACD(13,34) 11.540

— HL(0.0)



**\$DJUSIB** (Dow Jones US Insurance Brokers Index) INDX

30-Apr-2010

© StockCharts.com

Open 102.01 High 103.02 Low 99.59 Close 100.29 Chg -1.68 (-1.65%)

▲ ULT(7,14,28) 59.37

— \$DJUSIB:\$DJUS (Weekly) -6.84%

📊 \$DJUSIB (Weekly) 100.29

--- EMA(13) 97.51

— EMA(34) 94.00

▒ Volume undef

112.72

122.32

124.45

106.90

105.38

103.02

94.26

90.89

89.50

86.03

84.13

73.68

— MACD(13,34) 3.513

— HL(0.0)

D 06 F M A M J J A S O N D 07 F M A M J J A S O N D 08 F M A M J J A S O N D 09 F M A M J J A S O N D 10 F M A M J

90

70

50

30

10

30%

20%

10%

0%

-10%

-20%

125.0

122.5

120.0

117.5

115.0

112.5

110.0

107.5

105.0

102.5

100.0

97.5

95.0

92.5

90.0

87.5

85.0

82.5

80.0

77.5

75.0

72.5

5.0

2.5

0.0

-2.5

-5.0

-7.5



\$DJUSID (Dow Jones US Diversified Industrials Index) IND.X

30-Apr-2010

© StockCharts.com

Open 323.41 High 330.59 Low 317.74 Close 320.46 Chg -2.95 (-0.91%) ▼

▲ ULT(7,14,28) 56.09



**\$DJUSIF** (Dow Jones US Full Line Insurance Index) INDX

30-Apr-2010

© StockCharts.com

▲ ULT(7,14,28) 49.91

Open 32.44 High 33.28 Low 30.02 Close 30.65 Chg -1.79 (-5.52%) ▼



**\$DJUSIG** (Dow Jones US Industrial Goods & Services) INDX

30-Apr-2010

© StockCharts.com

Open 319.79 High 322.29 Low 311.70 Close 313.38 Chg -6.41 (-2.00%) ▼

▲ ULT(7,14,28) 62.62

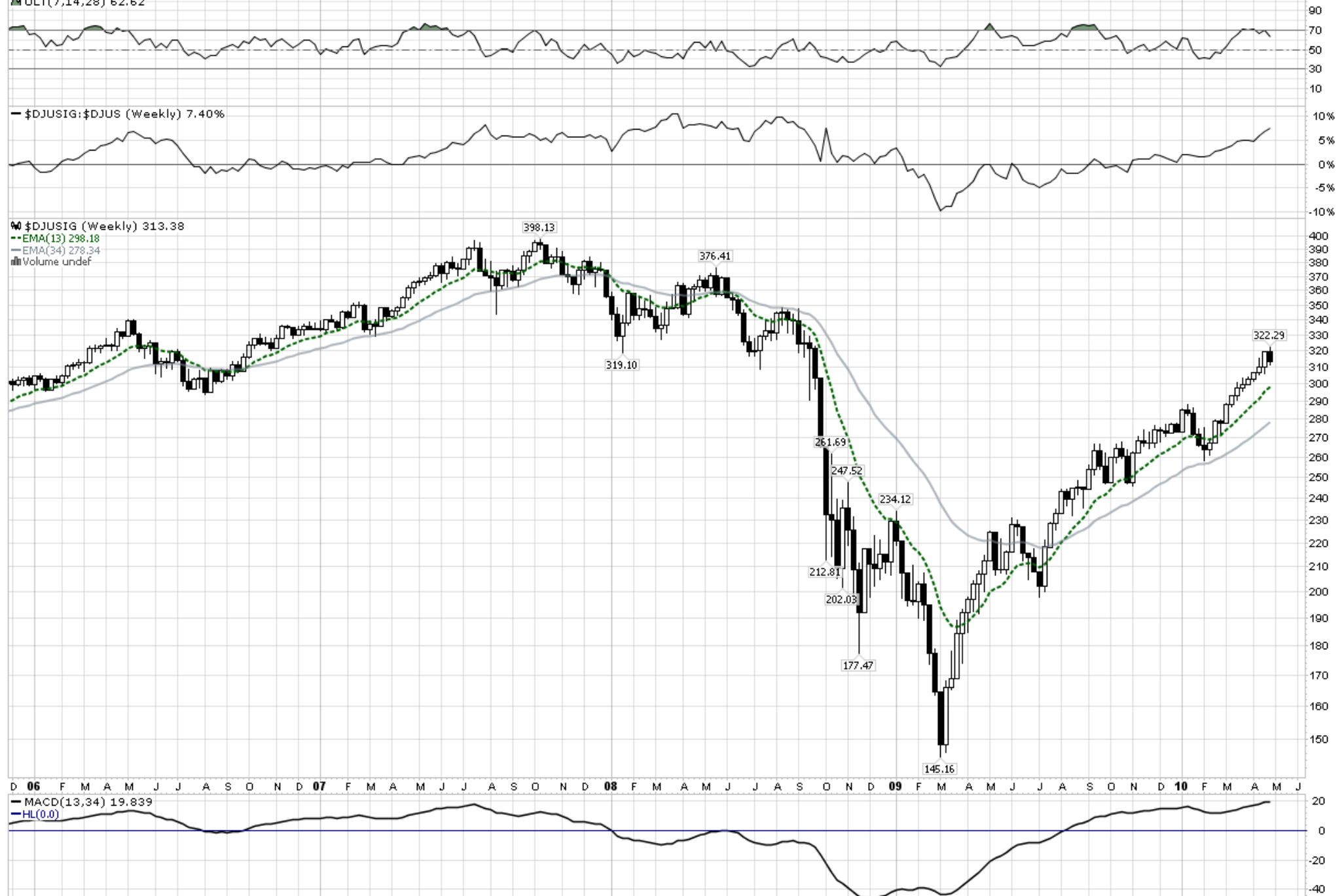
— \$DJUSIG:\$DJUS (Weekly) 7.40%

📊 \$DJUSIG (Weekly) 313.38

--- EMA(13) 298.18

— EMA(34) 278.34

▒ Volume undef



**\$DJUSIL** (Dow Jones US Life Insurance Index) INDX

30-Apr-2010

© StockCharts.com

Open 508.85 High 513.64 Low 472.23 Close 481.70 Chg -26.98 (-5.30%) ▼

▲ ULT(7,14,28) 56.13

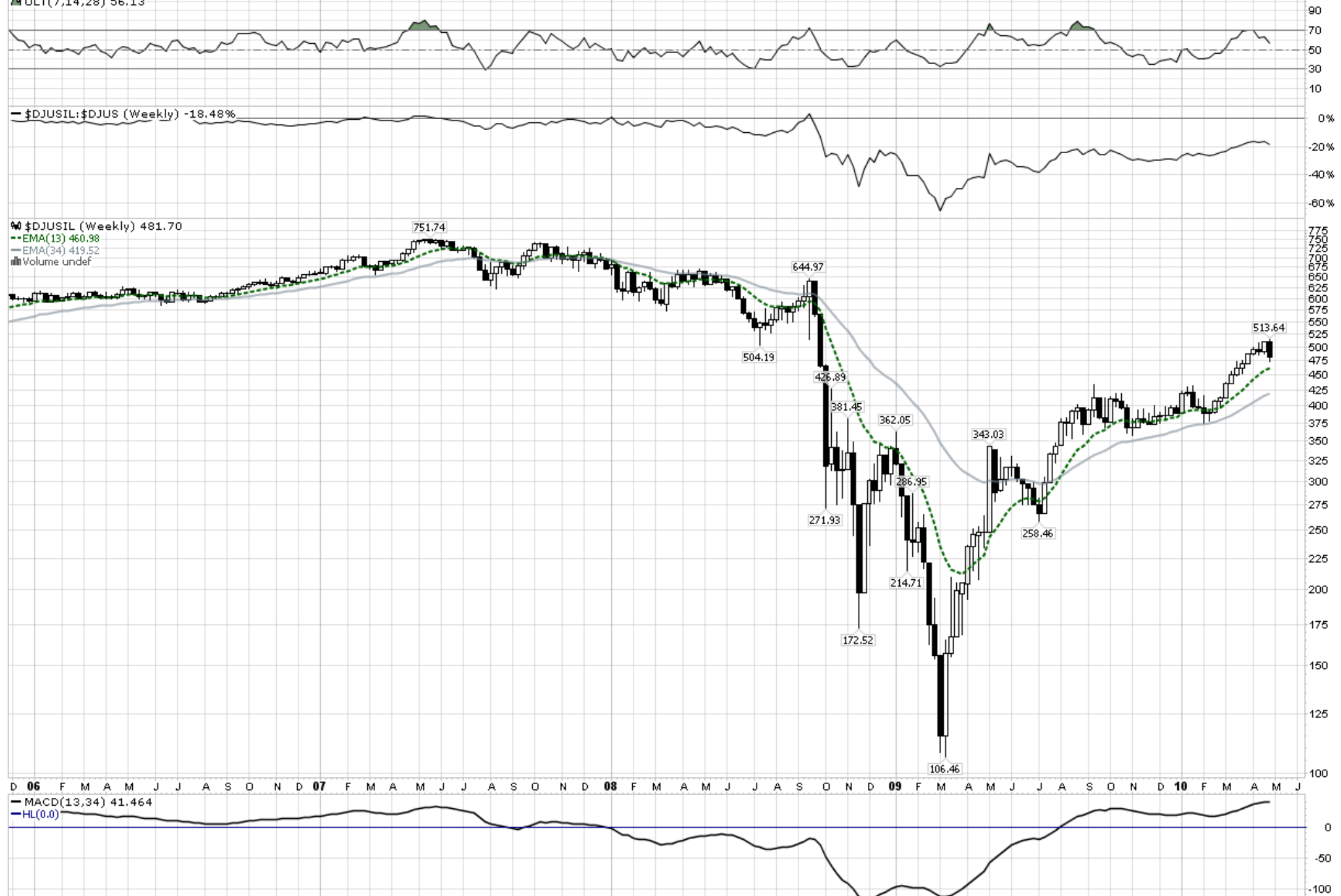
— \$DJUSIL:\$DJUS (Weekly) -18.48%

📊 \$DJUSIL (Weekly) 481.70

--- EMA(13) 460.98

— EMA(34) 419.52

▒ Volume undef



**\$DJUSIM** (Dow Jones US Industrial Metals Index) INDX

30-Apr-2010

© StockCharts.com  
Open 295.49 High 301.81 Low 277.67 Close 278.55 Chg -16.88 (-5.71%)

▲ ULT(7,14,28) 44.18

— \$DJUSIM:\$DJUS (Weekly) 23.77%

📊 \$DJUSIM (Weekly) 278.55

--- EMA(13) 287.12

— EMA(34) 270.36

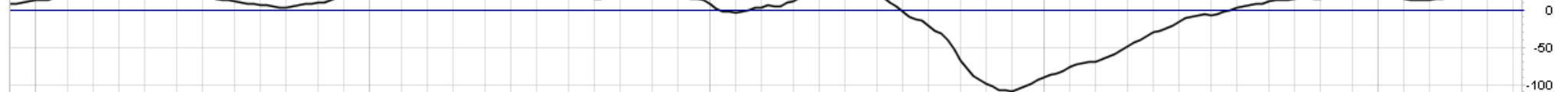
▒ Volume undef



D 06 F M A M J J A S O N D 07 F M A M J J A S O N D 08 F M A M J J A S O N D 09 F M A M J J A S O N D 10 F M A M J

— MACD(13,34) 16.763

— HL(0.0)



**\$DJUSIN** (Dow Jones US Industrials Index) INDX

30-Apr-2010

© StockCharts.com

Open 299.69 High 302.06 Low 291.75 Close 293.36 Chg -6.33 (-2.11%) ▼

▲ ULT(7,14,28) 62.82

— \$DJUSIN:\$DJUS (Weekly) 7.15%

📊 \$DJUSIN (Weekly) 293.36

--- EMA(13) 278.66

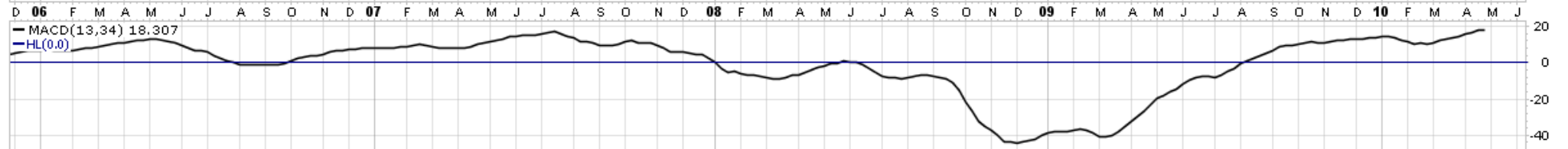
— EMA(34) 260.36

▒ Volume undef



— MACD(13,34) 18.307

— HL(0.0)



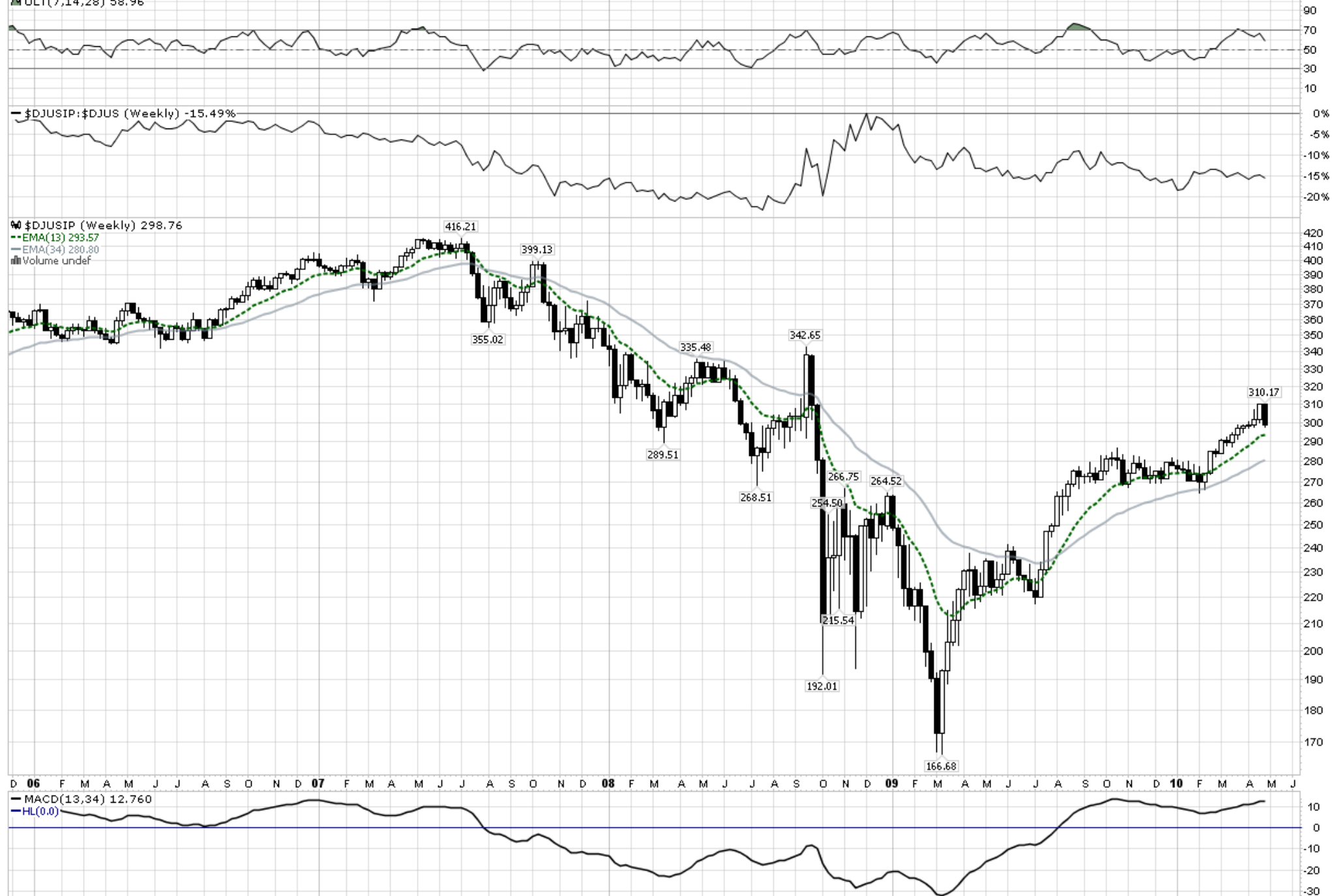
**\$DJUSIP** (Dow Jones US Property & Casualty Insurance Index) INDX

30-Apr-2010

© StockCharts.com

Open 310.02 High 310.17 Low 297.74 Close 298.76 Chg -11.26 (-3.63%) ▼

▲ ULT(7,14,28) 58.96



**\$DJUSIQ** (Dow Jones US Industrial Engineering Index) IND.X

30-Apr-2010

© StockCharts.com

Open 828.23 High 846.70 Low 806.07 Close 806.58 Chg -21.46 (-2.59%) ▼

▲ ULT(7,14,28) 58.56

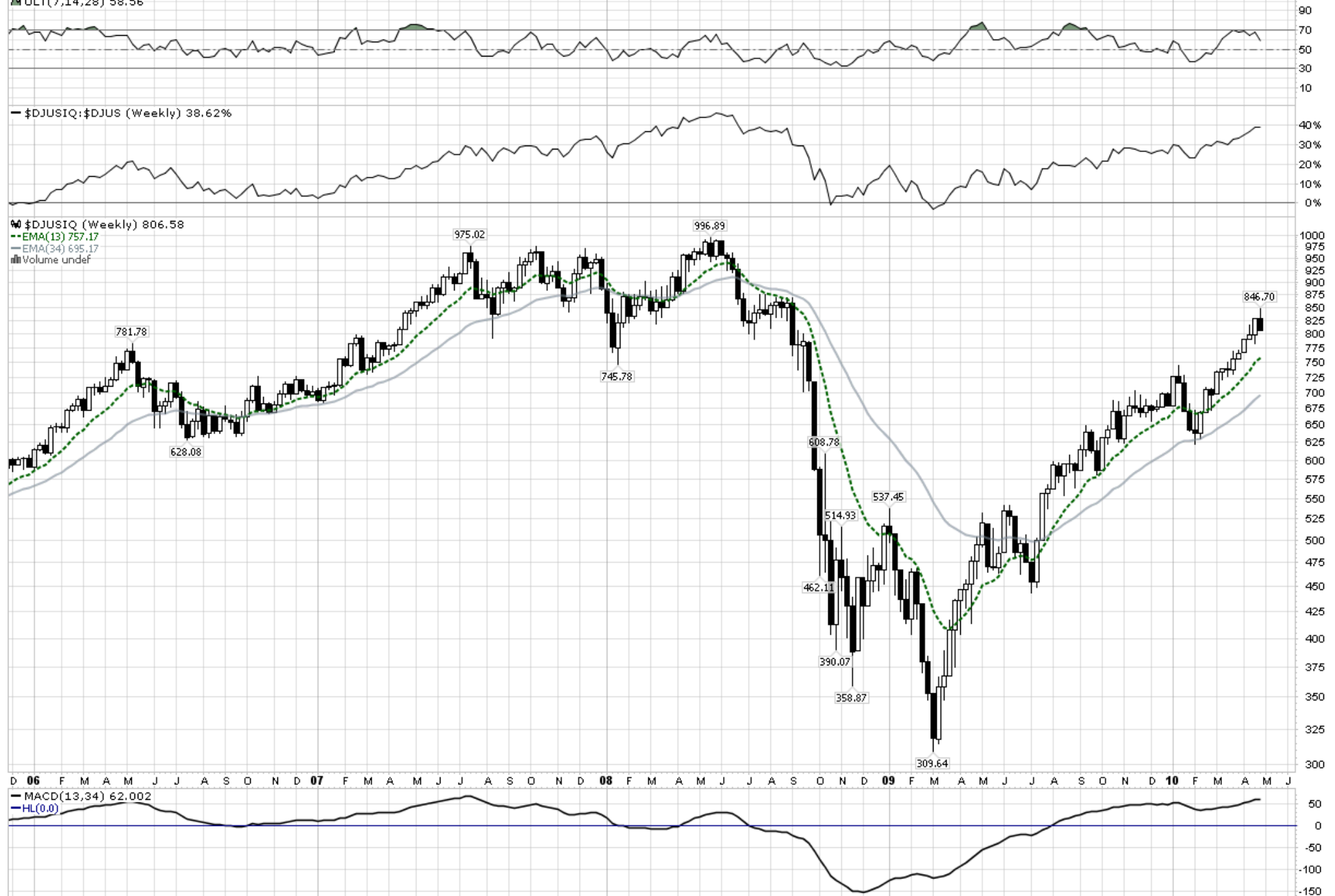
— \$DJUSIQ:\$DJUS (Weekly) 38.62%

📊 \$DJUSIQ (Weekly) 806.58

--- EMA(13) 757.17

— EMA(34) 695.17

▒ Volume undef





\$DJUSIR (Dow Jones US Insurance Index) INDX

30-Apr-2010

© StockCharts.com

Open 271.53 High 272.49 Low 259.11 Close 260.55 Chg -10.98 (-4.04%) ▼

▲ ULT(7,14,28) 54.56

— \$DJUSIR:\$DJUS (Weekly) -38.36%

📊 \$DJUSIR (Weekly) 260.55

--- EMA(13) 255.85

— EMA(34) 242.54

▒ Volume undef



**\$DJUSIS** (Dow Jones US Support Services Index) INDX

30-Apr-2010

© StockCharts.com

Open 172.63 High 172.98 Low 167.05 Close 167.08 Chg -5.55 (-3.21%) ▼

▲ ULT(7,14,28) 55.57

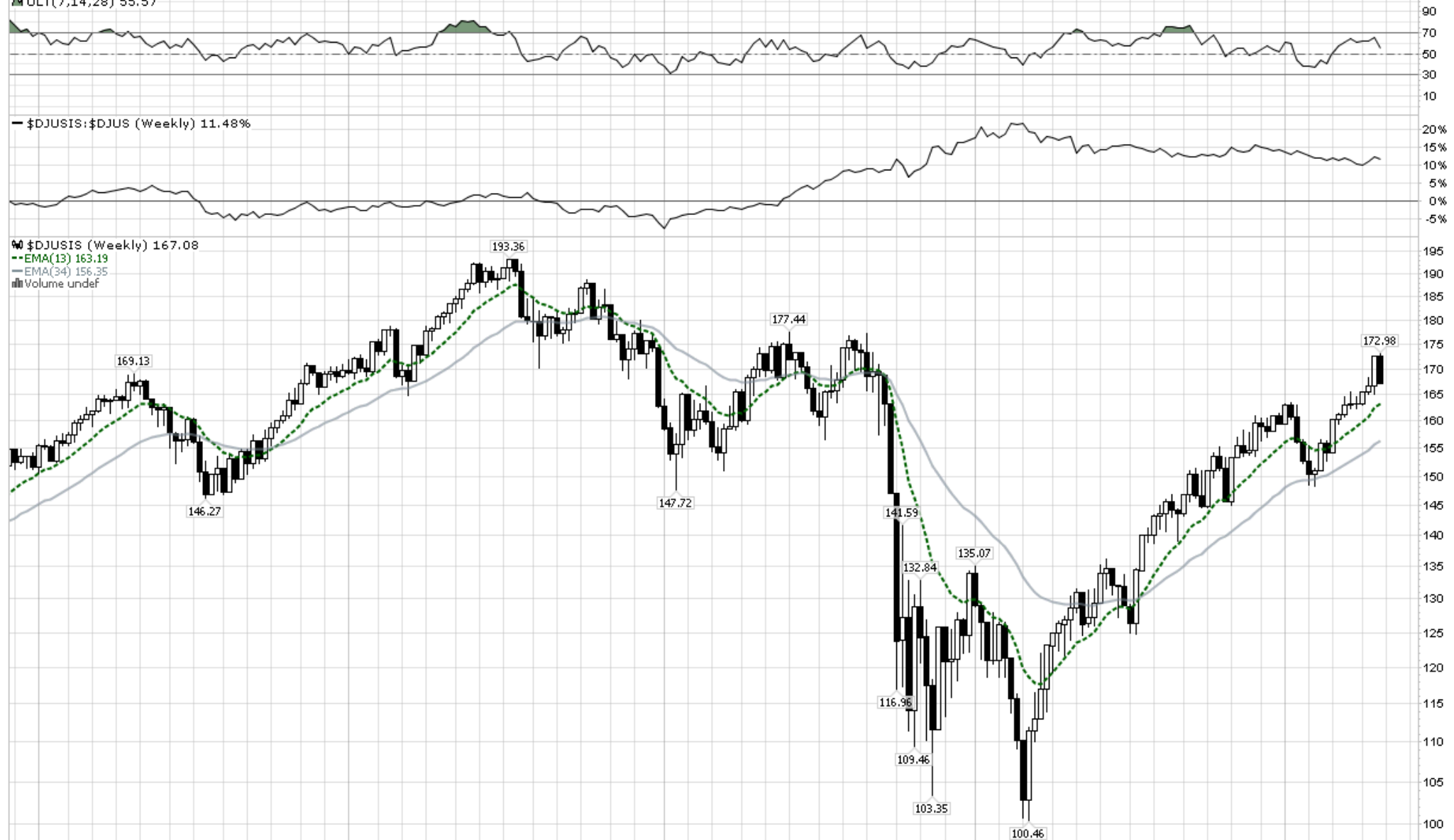
— \$DJUSIS:\$DJUS (Weekly) 11.48%

📊 \$DJUSIS (Weekly) 167.08

--- EMA(13) 163.19

— EMA(34) 156.35

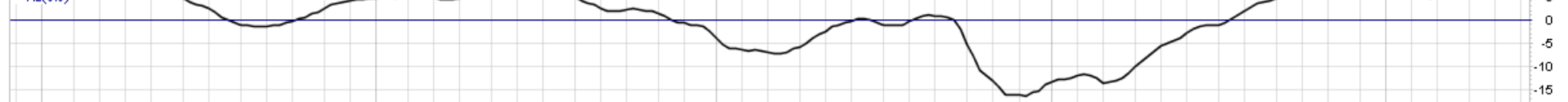
▒ Volume undef



D 06 F M A M J J A S O N D 07 F M A M J J A S O N D 08 F M A M J J A S O N D 09 F M A M J J A S O N D 10 F M A M J

— MACD(13,34) 6.834

— HL(0.0)



**\$DJUSIT** (Dow Jones US Industrial Transportation Index) INDX

30-Apr-2010

© StockCharts.com

Open 427.50 High 433.66 Low 415.96 Close 421.68 Chg -5.82 (-1.36%) ▼

▲ ULT(7,14,28) 62.01

— \$DJUSIT:\$DJUS (Weekly) 28.24%

📊 \$DJUSIT (Weekly) 421.68

--- EMA(13) 396.96

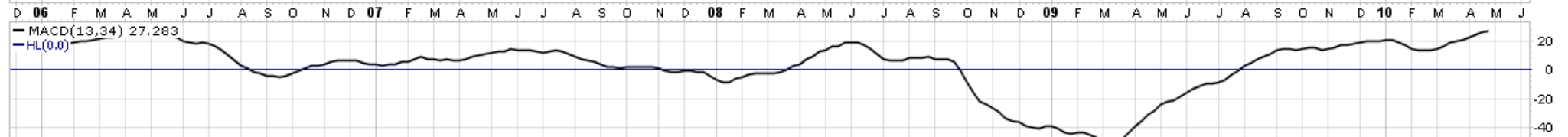
— EMA(34) 369.68

▒ Volume undef



— MACD(13,34) 27.283

— HL(0.0)



# \$DJUSIU (Dow Jones US Reinsurance Index) INDX

30-Apr-2010

▲ ULT(7,14,28) 44.94

© StockCharts.com  
Open 100.65 High 101.16 Low 97.17 Close 97.18 Chg -3.48 (-3.46%) ▼

— \$DJUSIU:\$DJUS (Weekly) 3.41%

📊 \$DJUSIU (Weekly) 97.18

--- EMA(13) 99.99

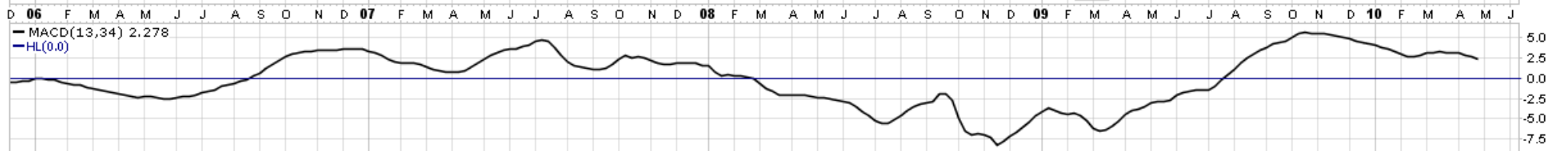
— EMA(34) 97.71

Volume undef



— MACD(13,34) 2.278

— HL(0.0)



**\$DJUSIV** (Dow Jones US Business Support Services Index) INDX

30-Apr-2010

© StockCharts.com

Open 202.76 High 202.88 Low 195.08 Close 195.16 Chg -7.61 (-3.75%) ▼

▲ ULT(7,14,28) 57.74

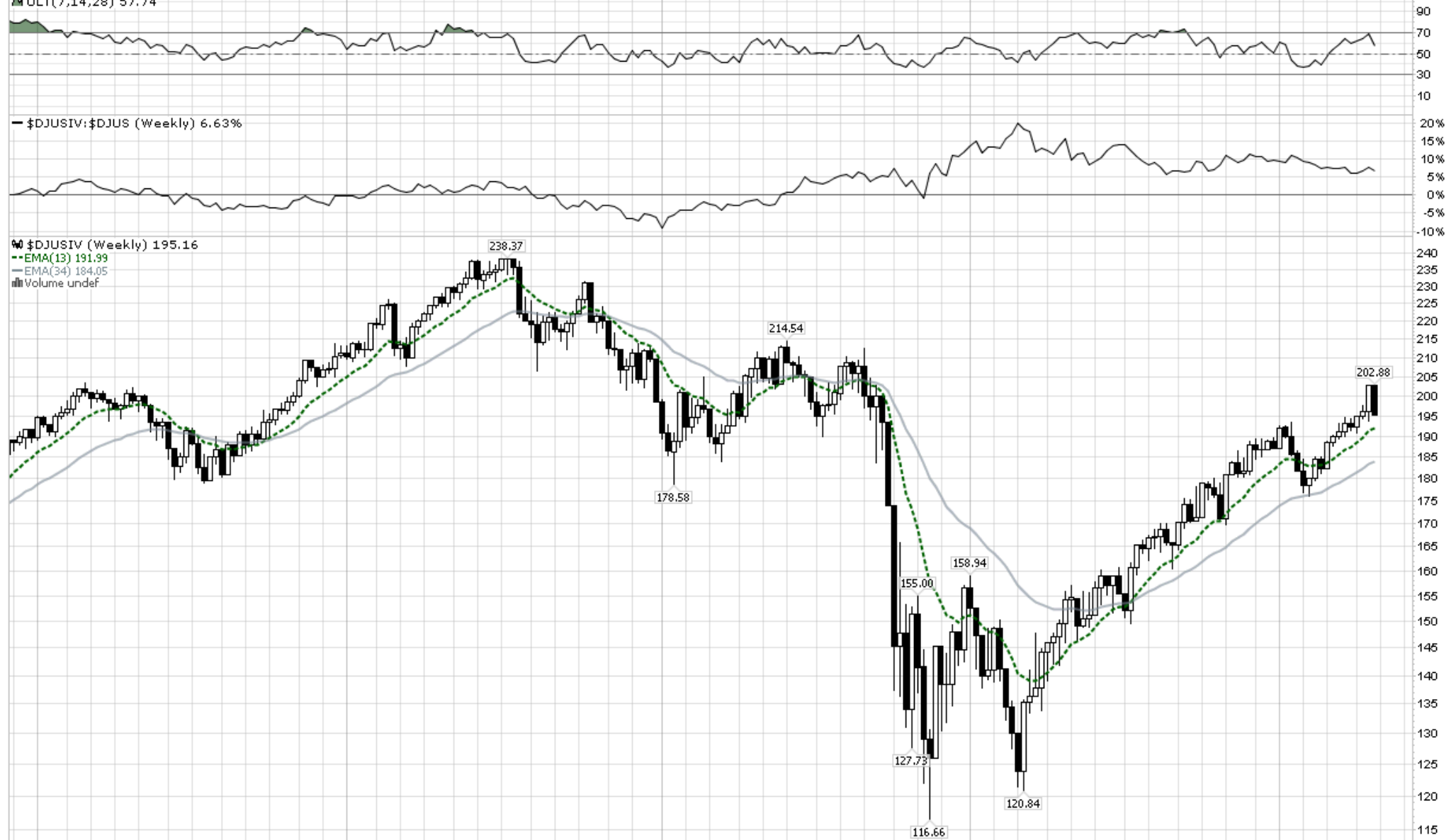
— \$DJUSIV:\$DJUS (Weekly) 6.63%

📊 \$DJUSIV (Weekly) 195.16

--- EMA(13) 191.99

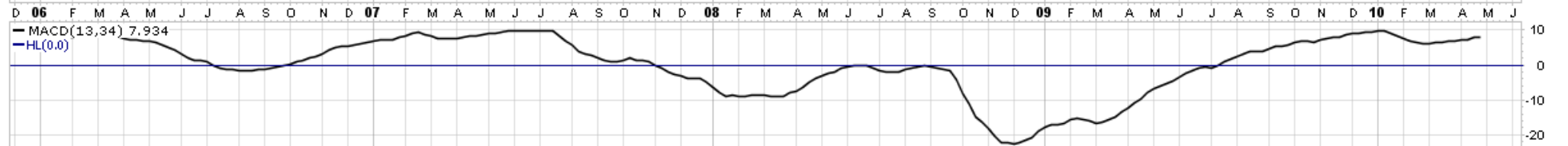
— EMA(34) 184.05

▒ Volume undef



— MACD(13,34) 7.934

— HL(0.0)



**\$DJUSIX** (Dow Jones US Nonlife Insurance Index) INDX

30-Apr-2010

© StockCharts.com

Open 224.24 High 224.58 Low 215.76 Close 216.36 Chg -7.88 (-3.51%) ▼

▲ ULT(7,14,28) 53.99

— \$DJUSIX:\$DJUS (Weekly) -44.38%

📊 \$DJUSIX (Weekly) 216.36

--- EMA(13) 214.72

— EMA(34) 206.97

▒ Volume undef

D 06 F M A M J J A S O N D 07 F M A M J J A S O N D 08 F M A M J J A S O N D 09 F M A M J J A S O N D 10 F M A M J

— MACD(13,34) 7.743

— HL(0.0)

**\$DJUSL** (Dow Jones US Large Cap Index) INDX

30-Apr-2010

▲ ULT(7,14,28) 56.07

© StockCharts.com

Open 259.33 High 259.72 Low 251.95 Close 253.04 Chg -6.29 (-2.43%) ▼

— \$DJUSL:\$DJUS (Weekly) -3.67%

📊 \$DJUSL (Weekly) 253.04

--- EMA(13) 248.66

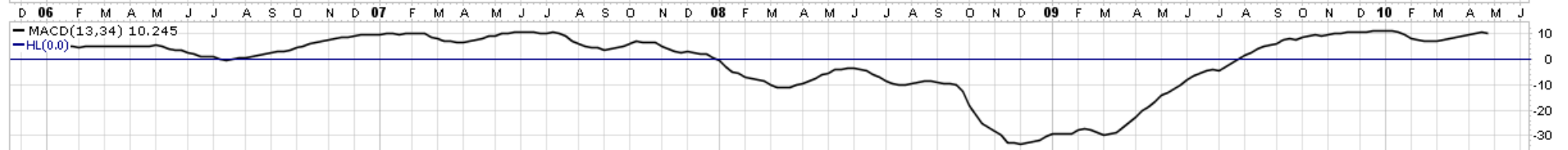
— EMA(34) 238.41

▒ Volume undef



— MACD(13,34) 10.245

— HL(0.0)



**\$DJUSLE** (Dow Jones US Leisure Goods Index) INDX

30-Apr-2010

© StockCharts.com

Open 209.28 High 212.30 Low 198.07 Close 198.18 Chg -11.13 (-5.32%) ▼

▲ ULT(7,14,28) 54.34

— \$DJUSLE:\$DJUS (Weekly) -23.65%

📊 \$DJUSLE (Weekly) 198.18

--- EMA(13) 192.54

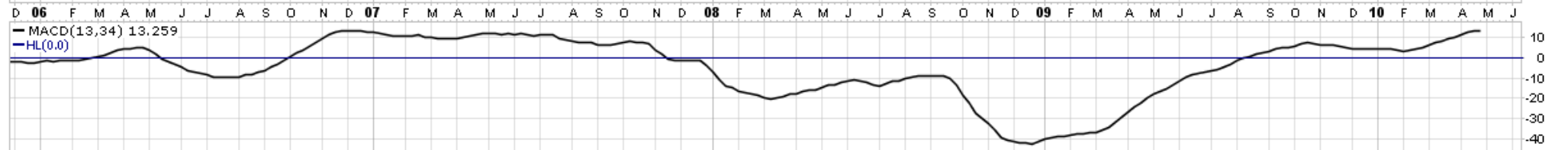
— EMA(34) 179.28

▒ Volume undef



— MACD(13,34) 13.259

— HL(0.0)





**\$DJUSLG** (Dow Jones US Hotels Index) IND.X

30-Apr-2010

▲ ULT(7,14,28) 75.85

© StockCharts.com  
Open 618.24 High 627.32 Low 585.07 Close 606.59 Chg -11.72 (-1.90%) ▼

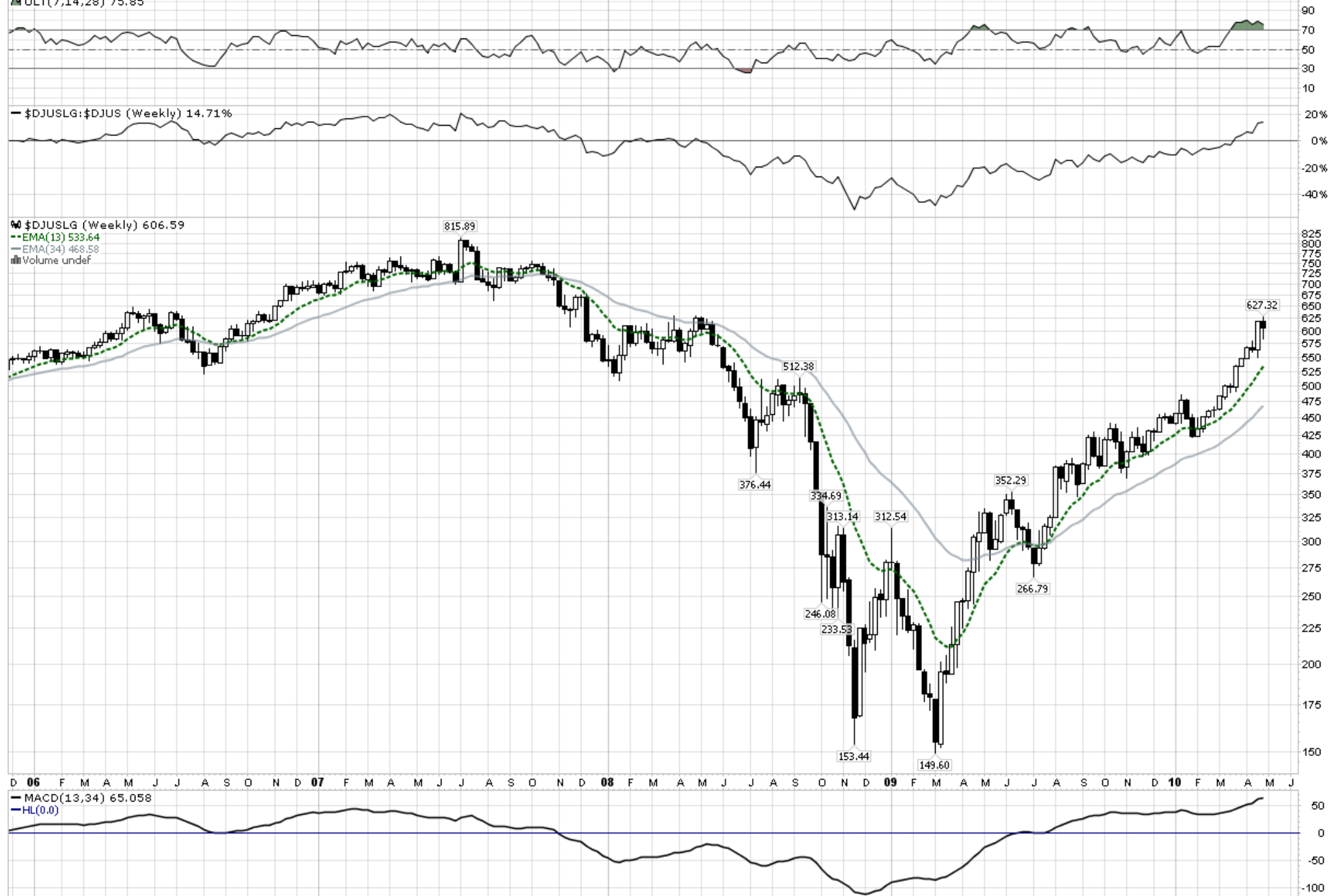
— \$DJUSLG:\$DJUS (Weekly) 14.71%

📊 \$DJUSLG (Weekly) 606.59

--- EMA(13) 533.64

— EMA(34) 468.58

▒ Volume undef







\$DJUSM (Dow Jones US Mid Cap Index) INDX

30-Apr-2010

© StockCharts.com

Open 441.53 High 443.64 Low 426.50 Close 428.52 Chg -13.01 (-2.95%) ▼

▲ ULT(7,14,28) 58.00

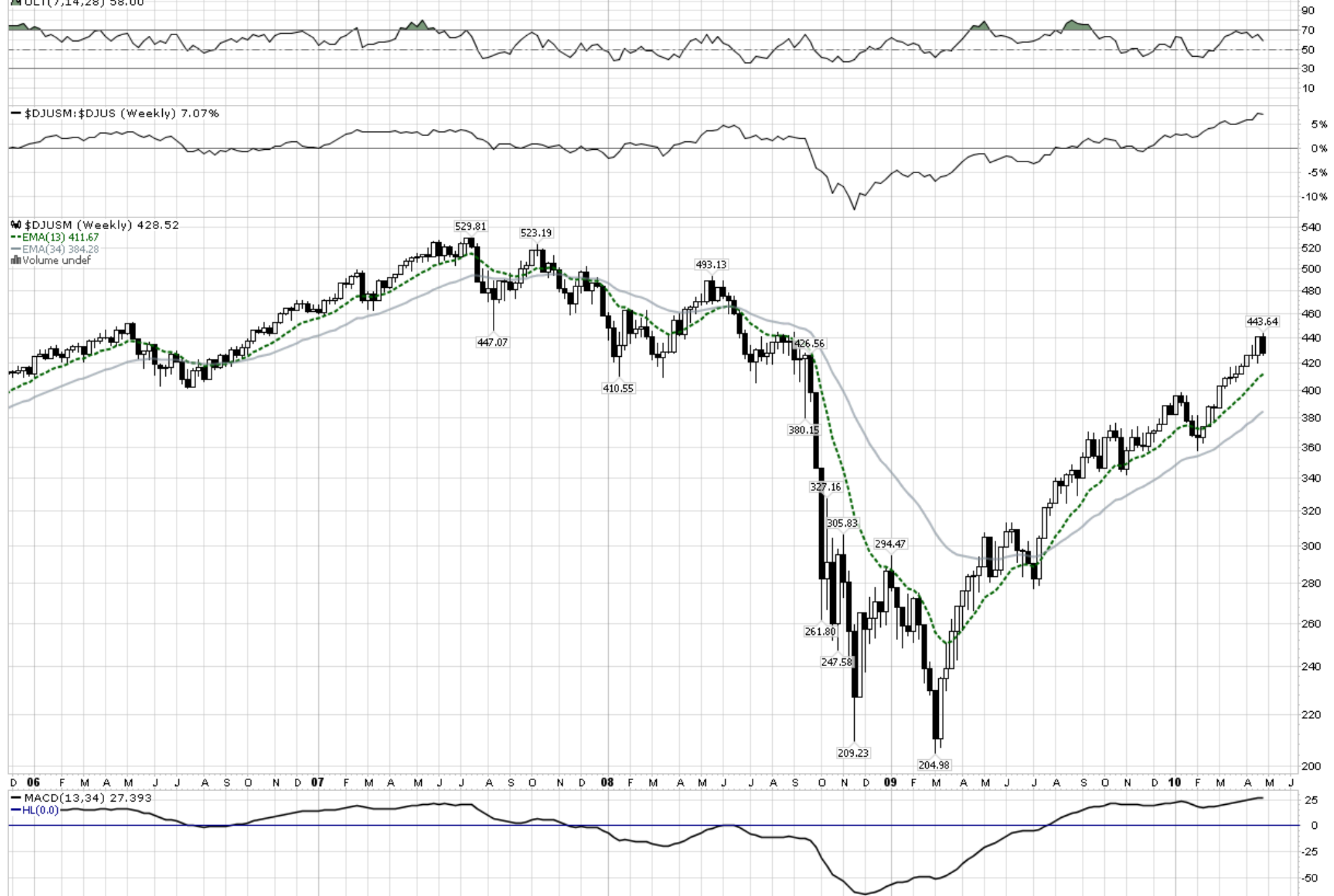
— \$DJUSM:\$DJUS (Weekly) 7.07%

📊 \$DJUSM (Weekly) 428.52

--- EMA(13) 411.67

— EMA(34) 384.28

▒ Volume undef



\$DJUSME (Dow Jones US Media Index) INDX

30-Apr-2010

▲ ULT(7,14,28) 68.70

© StockCharts.com  
Open 306.17 High 310.20 Low 296.72 Close 304.73 Chg -1.44 (-0.47%) ▼

— \$DJUSME:\$DJUS (Weekly) 5.55%

📊 \$DJUSME (Weekly) 304.73

--- EMA(13) 285.35

— EMA(34) 262.81

▒ Volume undef



\$DJUSMF (Dow Jones US Mortgage Finance Index) INDX

30-Apr-2010

© StockCharts.com

Open 4.31 High 4.39 Low 4.08 Close 4.14 Chg -0.16 (-3.72%) ▼

▲ ULT(7,14,28) 58.99



\$DJUSMG (Dow Jones US Mining Index) INDXX

30-Apr-2010

© StockCharts.com  
Open 210.08 High 212.45 Low 202.47 Close 205.02 Chg -5.02 (-2.39%)

▲ ULT(7,14,28) 49.44

— \$DJUSMG:\$DJUS (Weekly) 33.66%

⌘ \$DJUSMG (Weekly) 205.02

--- EMA(13) 200.76

— EMA(34) 188.14

▒ Volume undef



— MACD(13,34) 12.626

— HL(0.0)

**\$DJUSMS** (Dow Jones US Medical Supplies Index) INDX

30-Apr-2010

© StockCharts.com

Open 384.71 High 385.85 Low 375.92 Close 377.75 Chg -6.90 (-1.79%) ▼

▲ ULT(7,14,28) 39.39





**\$DJUSMT** (Dow Jones US Marine Transportation Index) INDX

30-Apr-2010

© StockCharts.com

Open 208.13 High 211.57 Low 202.54 Close 205.69 Chg -2.19 (-1.05%) ▼

▲ ULT(7,14,28) 57.40

— \$DJUSMT:\$DJUS (Weekly) -31.72%

📊 \$DJUSMT (Weekly) 205.69

--- EMA(13) 191.59

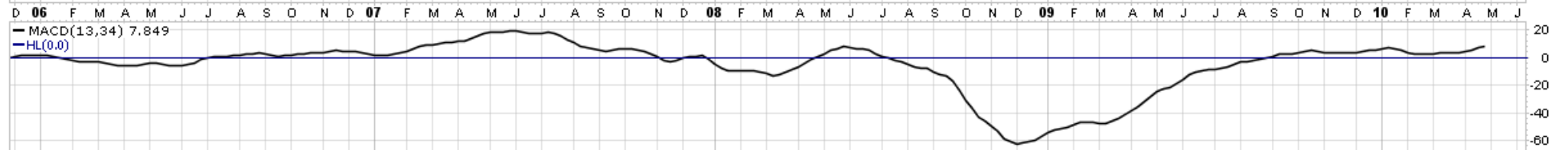
— EMA(34) 183.75

▒ Volume undef



— MACD(13,34) 7.849

— HL(0.0)



**\$DJUSMU** (Dow Jones US Multiutilities Index) INDX

30-Apr-2010

© StockCharts.com

▲ ULT(7,14,28) 57.70

Open 99.99 High 100.99 Low 97.83 Close 100.20 Chg +0.18 (+0.18%) ▲

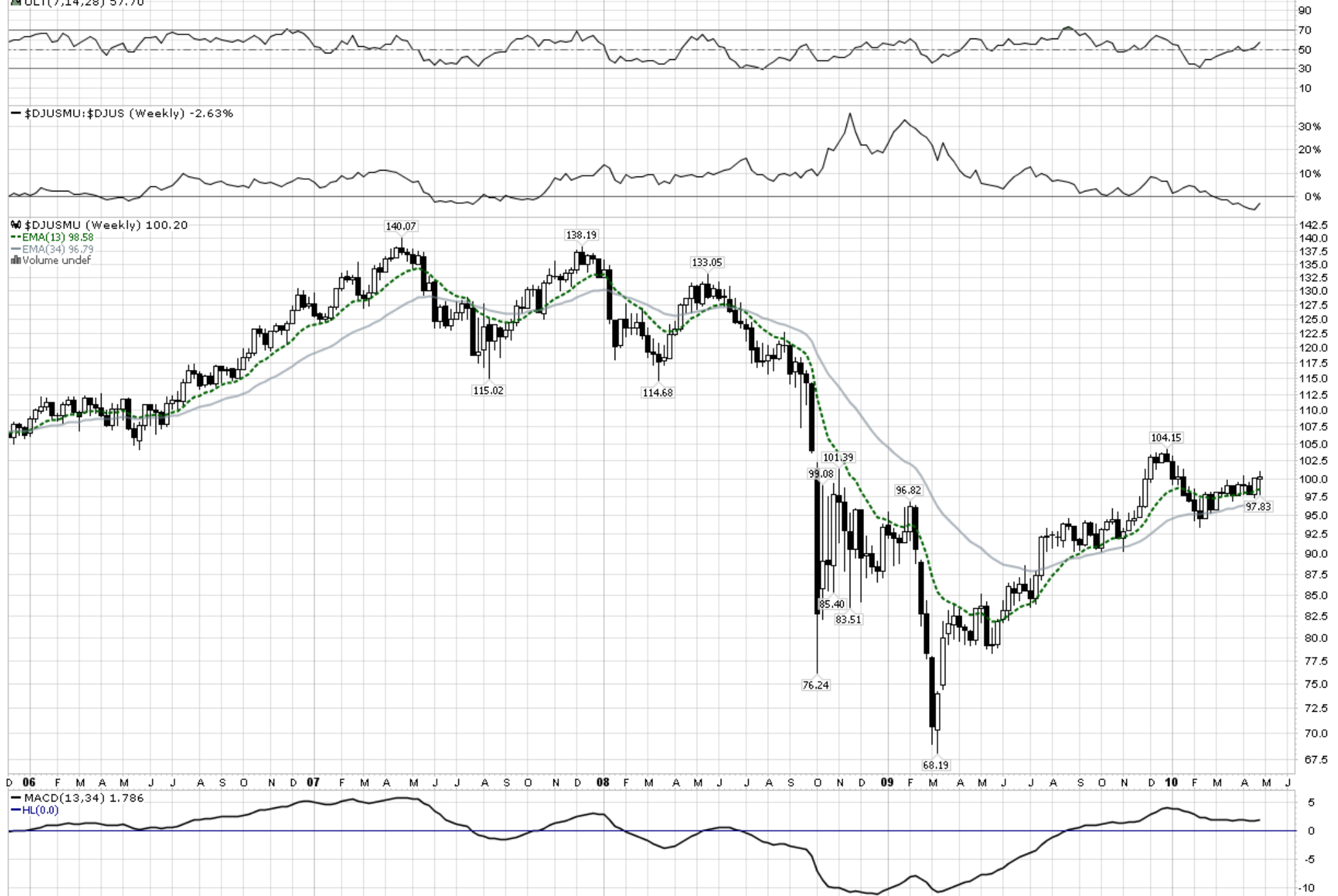
— \$DJUSMU:\$DJUS (Weekly) -2.63%

📊 \$DJUSMU (Weekly) 100.20

--- EMA(13) 98.58

— EMA(34) 96.79

▒ Volume undef



\$DJUSNC (Dow Jones US Consumer Goods Index) INDX

30-Apr-2010

© StockCharts.com

Open 300.87 High 302.45 Low 293.38 Close 294.51 Chg -6.36 (-2.11%) ▼

▲ ULT(7,14,28) 53.80

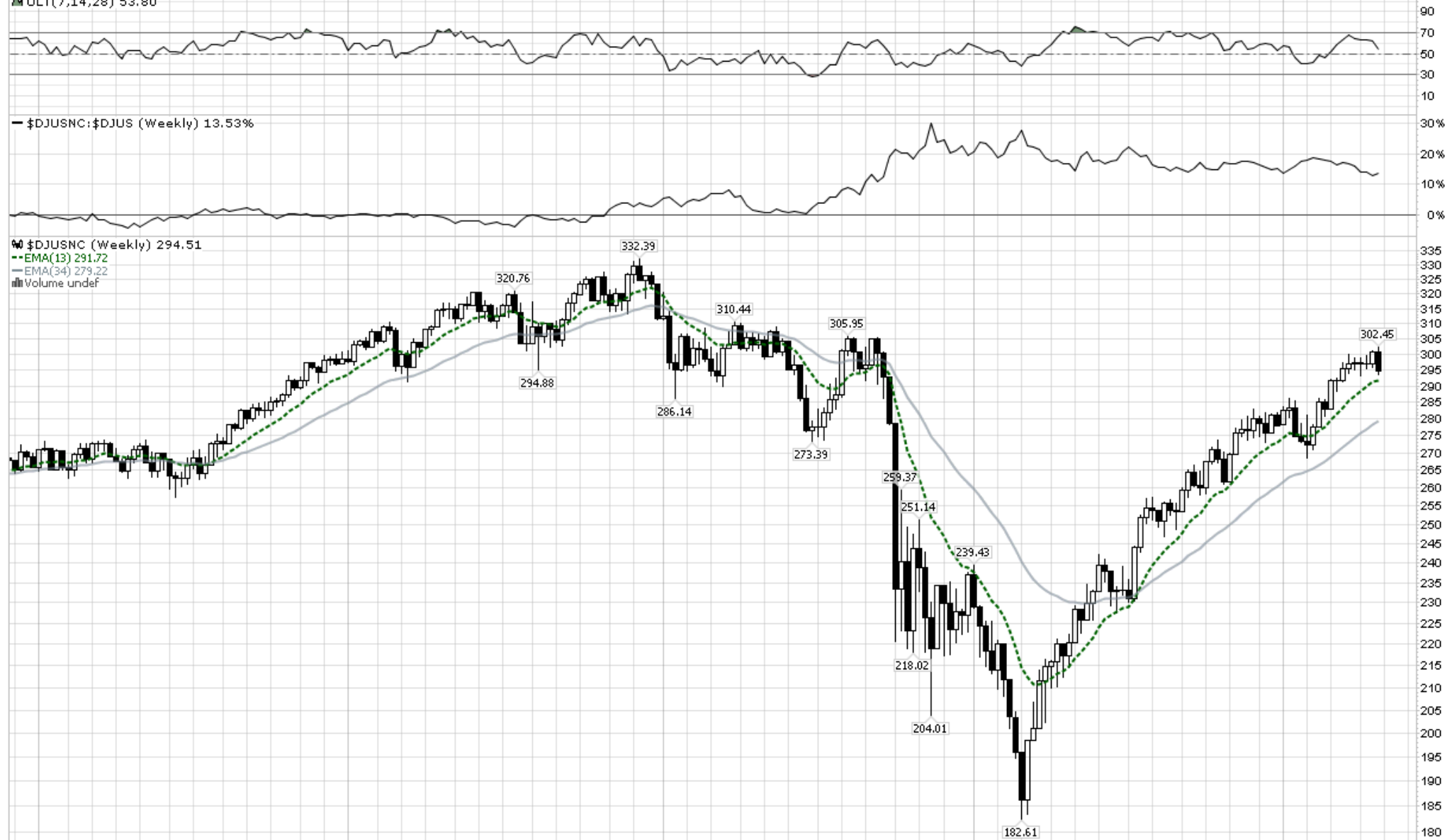
— \$DJUSNC:\$DJUS (Weekly) 13.53%

📊 \$DJUSNC (Weekly) 294.51

--- EMA(13) 291.72

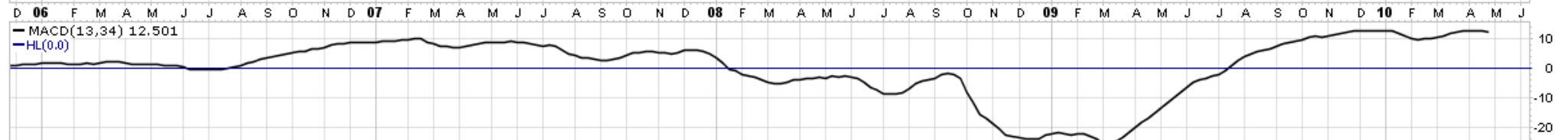
— EMA(34) 279.22

📊 Volume undef



— MACD(13,34) 12.501

— HL(0.0)



**\$DJUSNF** (Dow Jones US Nonferrous Metals Index) INDX

30-Apr-2010

© StockCharts.com

Open 504.27 High 517.01 Low 478.18 Close 480.67 Chg -23.57 (-4.67%) ▼

▲ ULT(7,14,28) 43.85

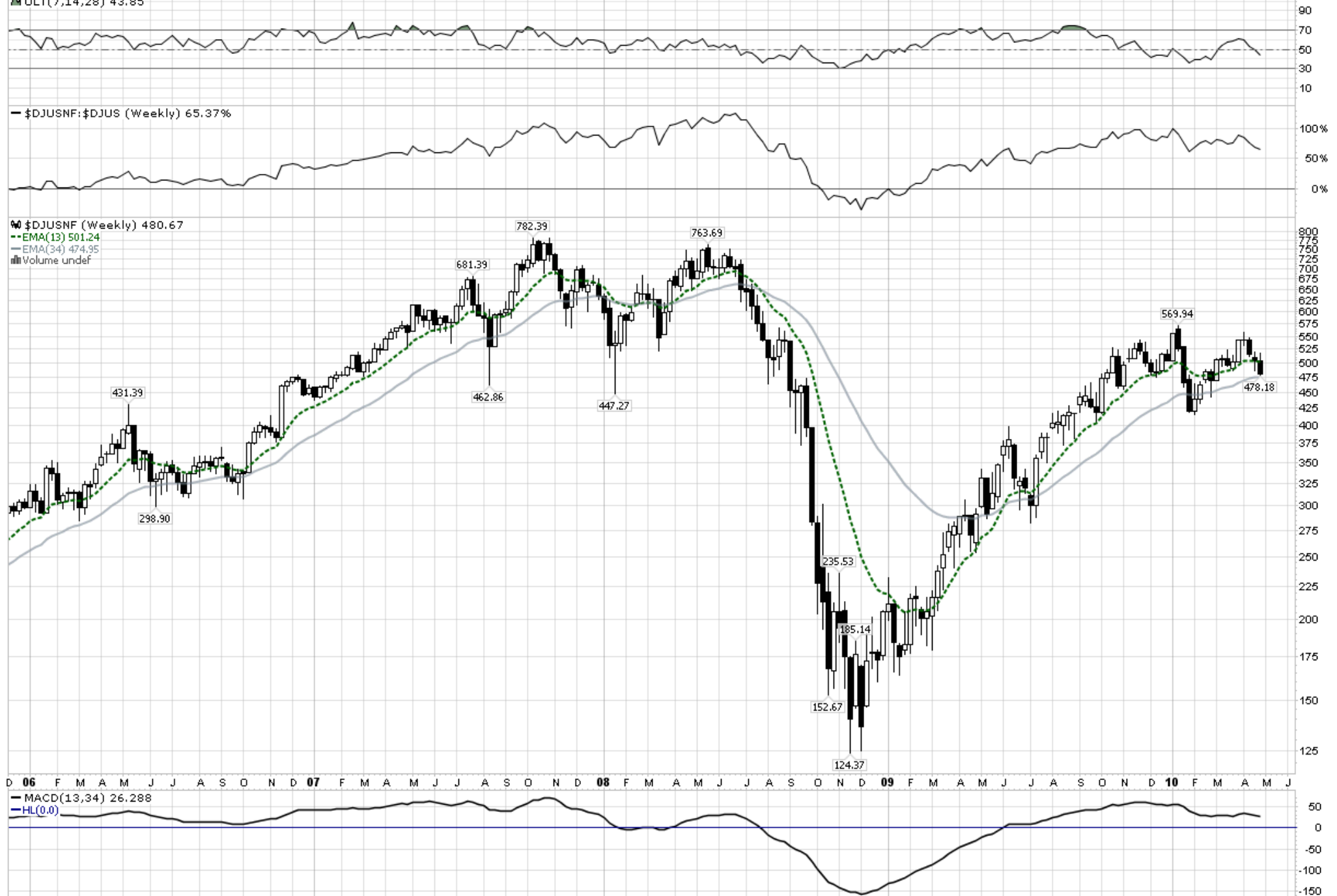
— \$DJUSNF:\$DJUS (Weekly) 65.37%

📊 \$DJUSNF (Weekly) 480.67

--- EMA(13) 501.24

— EMA(34) 474.95

▒ Volume undef



**\$DJUSNG** (Dow Jones US Personal & Household Goods Index) INDX

30-Apr-2010

© StockCharts.com

Open 363.68 High 365.65 Low 354.97 Close 355.19 Chg -8.49 (-2.33%) ▼

▲ ULT(7,14,28) 55.65

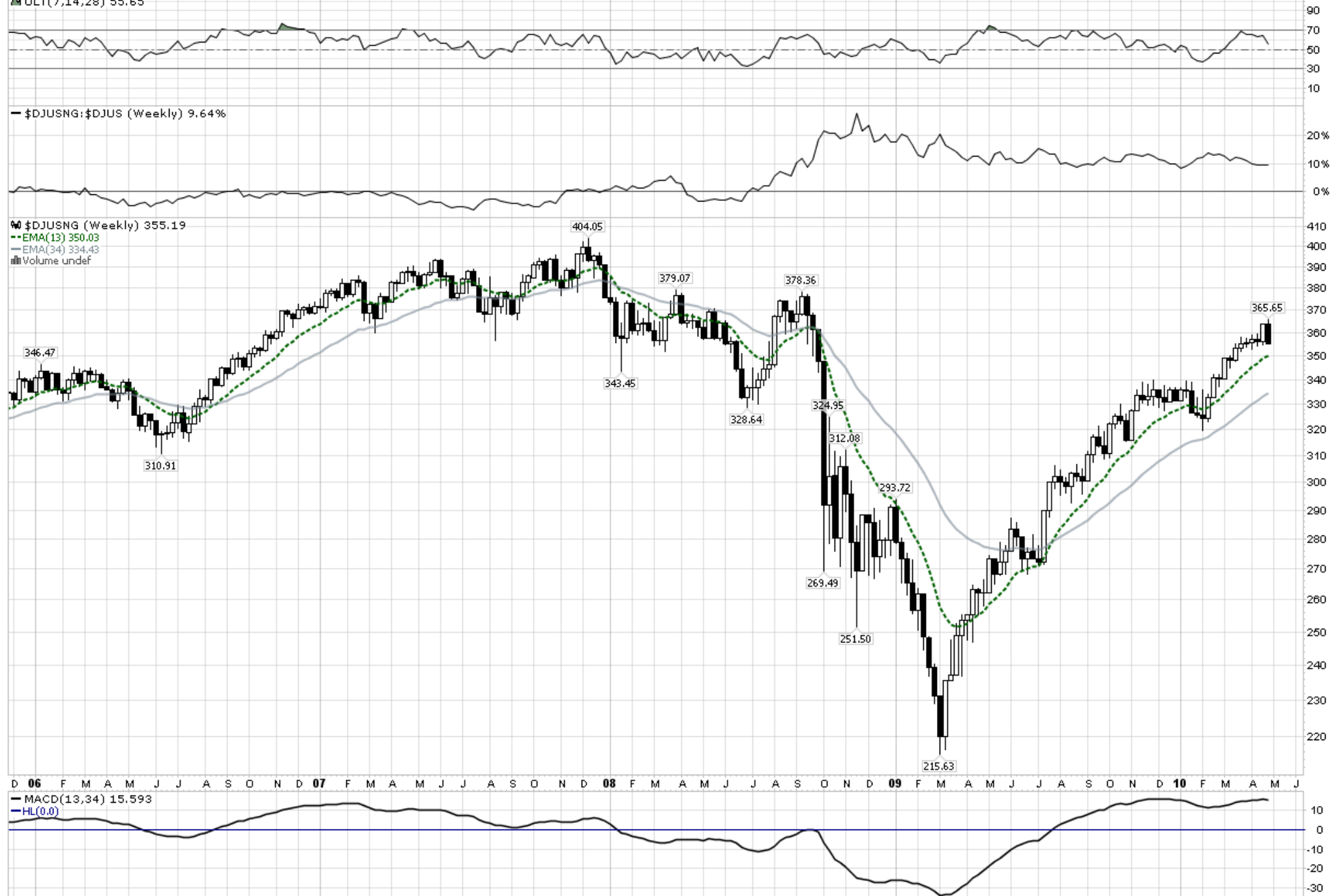
— \$DJUSNG:\$DJUS (Weekly) 9.64%

📊 \$DJUSNG (Weekly) 355.19

--- EMA(13) 350.03

— EMA(34) 334.43

📊 Volume undef







**\$DJUSNS** (Dow Jones US Internet Index) INDX

30-Apr-2010

© StockCharts.com

Open 394.07 High 394.11 Low 376.58 Close 379.59 Chg -14.49 (-3.68%) ▼

▲ ULT(7,14,28) 36.12

— \$DJUSNS:\$DJUS (Weekly) -0.62%

📊 \$DJUSNS (Weekly) 379.59

--- EMA(13) 392.66

— EMA(34) 379.79

▒ Volume undef





**\$DJUSOE** (Dow Jones US Electronic Office Equipment Index) INDX

30-Apr-2010

© StockCharts.com

▲ ULT(7,14,28) 54.44

Open 197.32 High 202.48 Low 191.83 Close 193.70 Chg -6.24 (-3.12%) ▼



**\$DJUSOG** (Dow Jones US Oil & Gas Producers Index) INDX

30-Apr-2010

© StockCharts.com

Open 518.28 High 520.50 Low 503.47 Close 506.23 Chg -12.05 (-2.33%) ▼

▲ ULT(7,14,28) 56.51

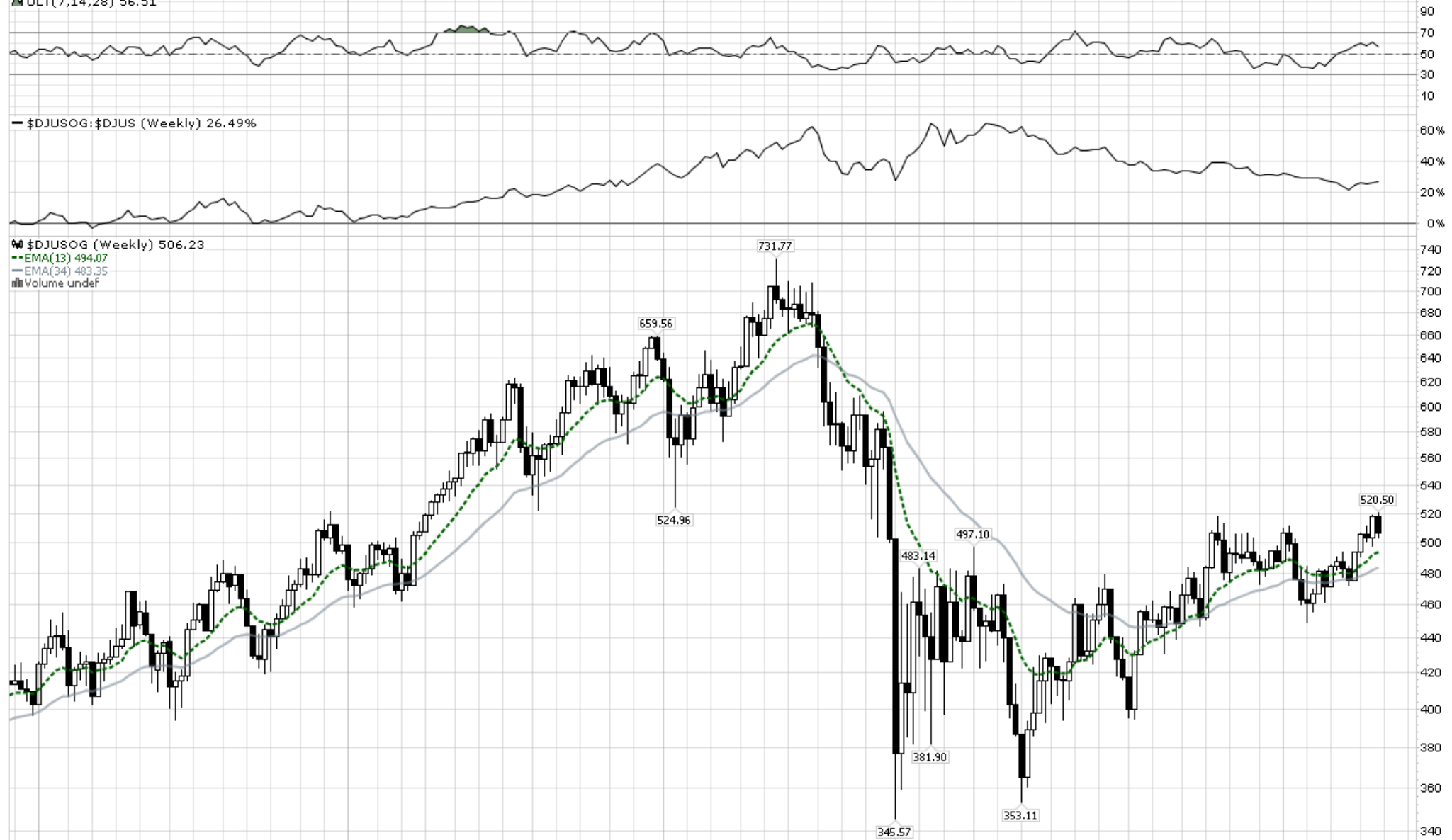
— \$DJUSOG:\$DJUS (Weekly) 26.49%

📊 \$DJUSOG (Weekly) 506.23

--- EMA(13) 494.07

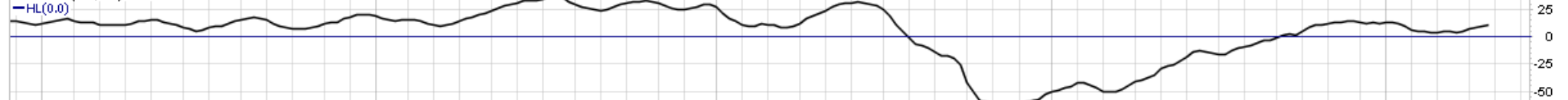
— EMA(34) 483.35

▒ Volume undef



— MACD(13,34) 10.723

— HL(0.0)



**\$DJUSOI** (Dow Jones US Oil Equipment & Services Index) IND.X

30-Apr-2010

© StockCharts.com

Open 561.69 High 563.75 Low 516.27 Close 525.41 Chg -36.28 (-6.46%) ▼

▲ ULT(7,14,28) 49.69

— \$DJUSOI:\$DJUS (Weekly) 17.13%

📊 \$DJUSOI (Weekly) 525.41

--- EMA(13) 514.73

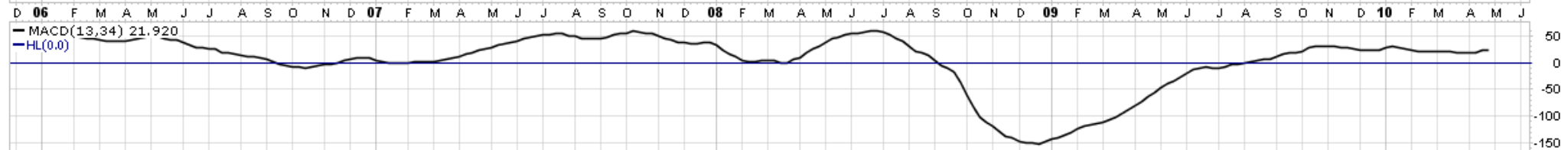
— EMA(34) 492.81

▒ Volume undef



— MACD(13,34) 21.920

— HL(0.0)



**\$DJUSOL** (Dow Jones US Integrated Oil & Gas Index) INDX

30-Apr-2010

© StockCharts.com

Open 453.21 High 455.91 Low 443.88 Close 446.50 Chg -6.67 (-1.47%) ▼

▲ ULT(7,14,28) 60.84



**\$DJUSOQ** (Dow Jones US Oil Equipment, Services & Distribution Index) INDX

30-Apr-2010

▲ ULT(7,14,28) 50.17

© StockCharts.com  
Open 584.01 High 585.71 Low 539.12 Close 547.98 Chg -36.03 (-6.17%) ▼

— \$DJUSOQ:\$DJUS (Weekly) 15.85%

📊 \$DJUSOQ (Weekly) 547.98

--- EMA(13) 535.57

— EMA(34) 511.68

▒ Volume undef

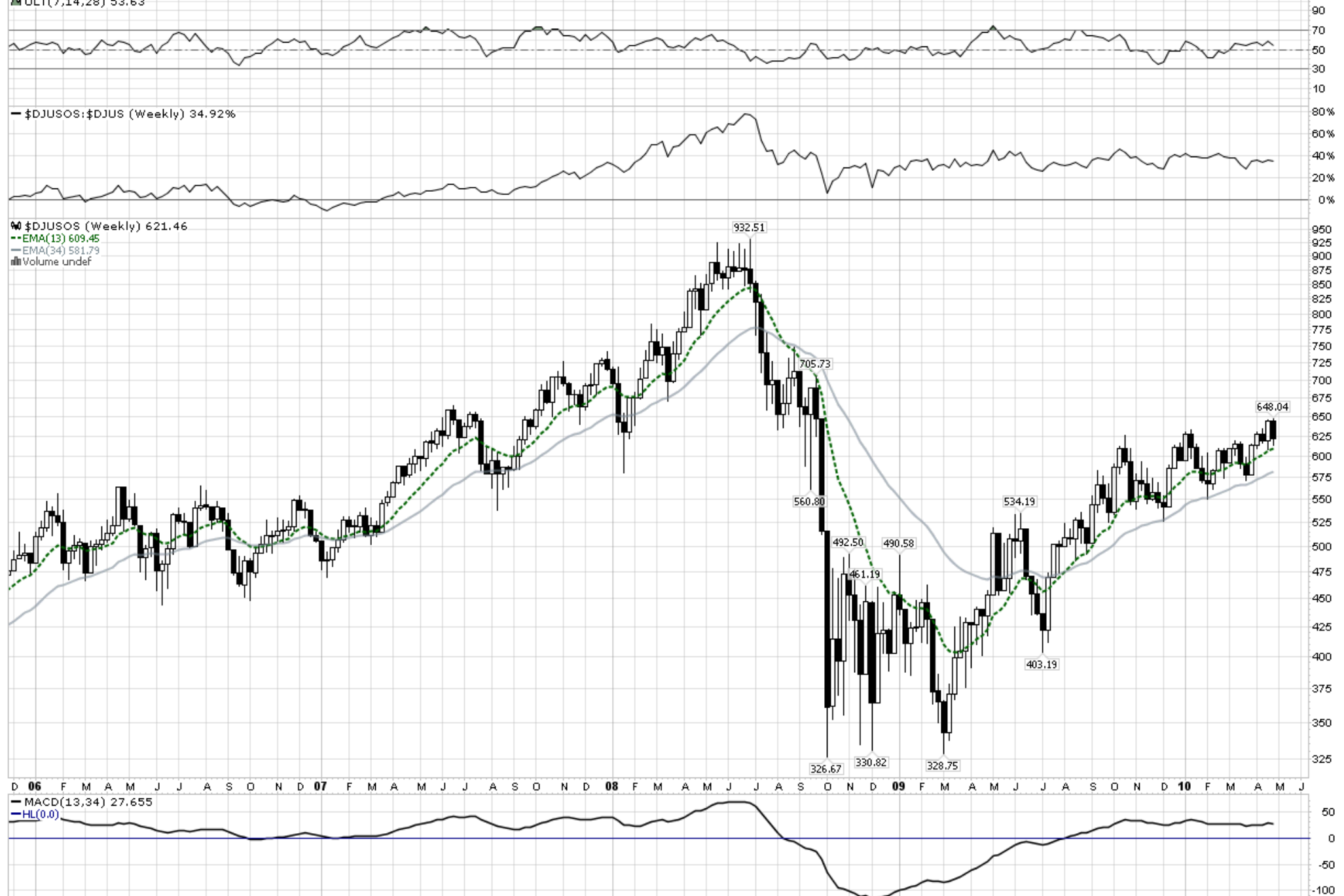


**\$DJUSOS** (Dow Jones US Exploration & Production Index) INDX

30-Apr-2010

▲ ULT(7,14,28) 53.63

© StockCharts.com  
Open 645.06 High 648.04 Low 613.96 Close 621.46 Chg -23.62 (-3.66%) ▼



**\$DJUSPB** (Dow Jones US Publishing Index) INDX

30-Apr-2010

© StockCharts.com

▲ ULT(7,14,28) 44.07

Open 185.60 High 187.64 Low 180.42 Close 180.85 Chg -4.75 (-2.56%) ▼



**\$DJUSPC** (Dow Jones US Waste & Disposal Services Index) INDX

30-Apr-2010

© StockCharts.com

Open 115.85 High 117.37 Low 113.39 Close 116.06 Chg +0.22 (+0.19%) ▲

▲ ULT(7,14,28) 61.95

— \$DJUSPC:\$DJUS (Weekly) 37.39%

📊 \$DJUSPC (Weekly) 116.06

--- EMA(13) 111.87

— EMA(34) 107.67

▒ Volume undef



— MACD(13,34) 4.205

— HL(0.0)





**\$DJUSPG** (Dow Jones US Personal Goods Index) IND.X

30-Apr-2010

© StockCharts.com

Open 284.26 High 286.31 Low 278.97 Close 279.10 Chg -5.16 (-1.82%) ▼

▲ ULT(7,14,28) 63.55

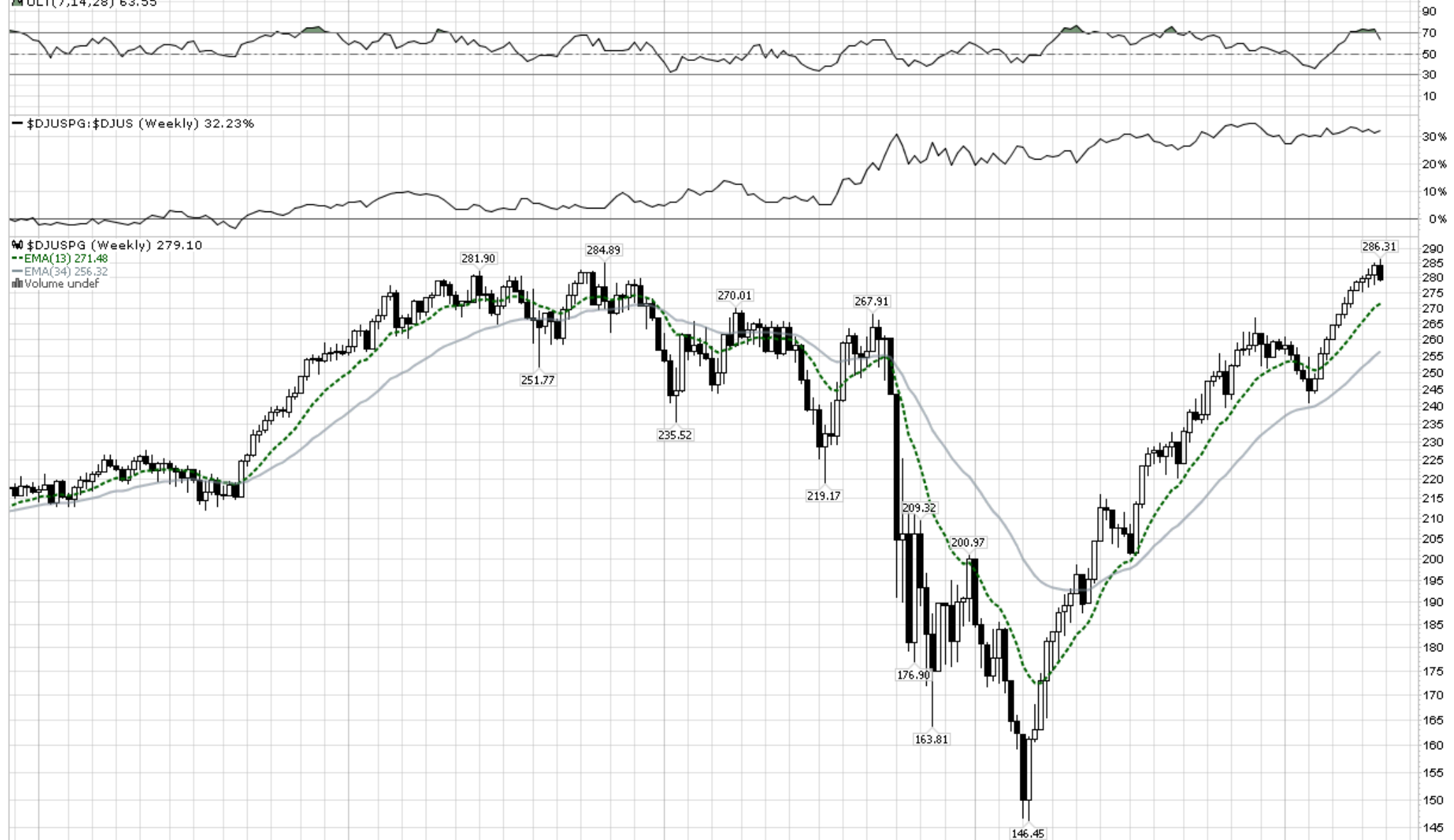
— \$DJUSPG:\$DJUS (Weekly) 32.23%

📊 \$DJUSPG (Weekly) 279.10

--- EMA(13) 271.48

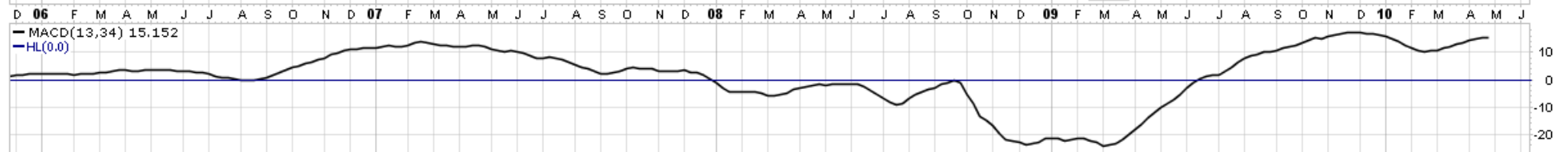
— EMA(34) 256.32

▒ Volume undef



— MACD(13,34) 15.152

— HL(0.0)



\$DJUSPL (Dow Jones US Pipelines Index) IND.X

30-Apr-2010

© StockCharts.com

Open 421.83 High 422.16 Low 403.35 Close 409.93 Chg -12.05 (-2.86%) ▼

▲ ULT(7,14,28) 55.56

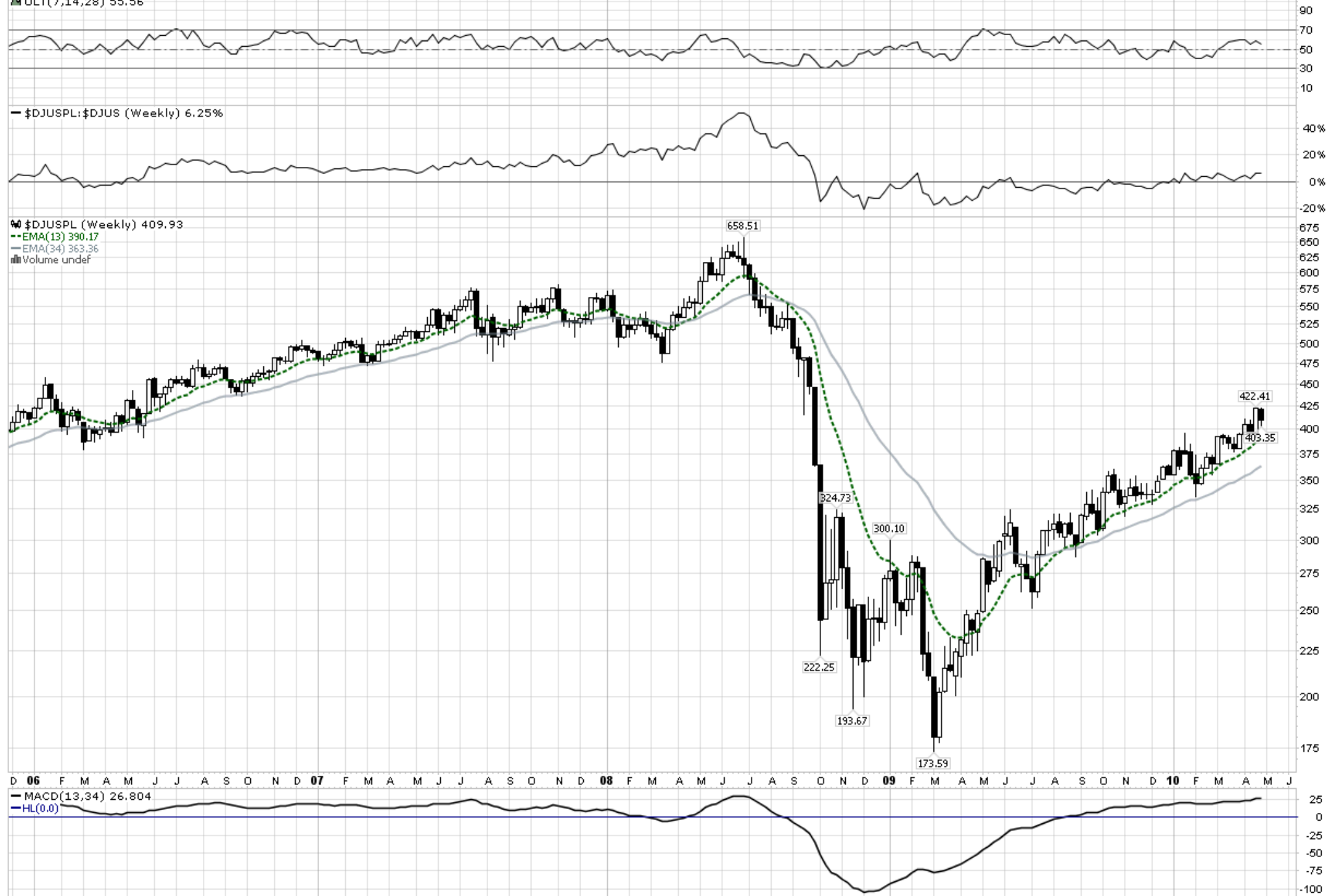
— \$DJUSPL:\$DJUS (Weekly) 6.25%

⌘ \$DJUSPL (Weekly) 409.93

--- EMA(13) 390.17

— EMA(34) 363.36

▒ Volume undef



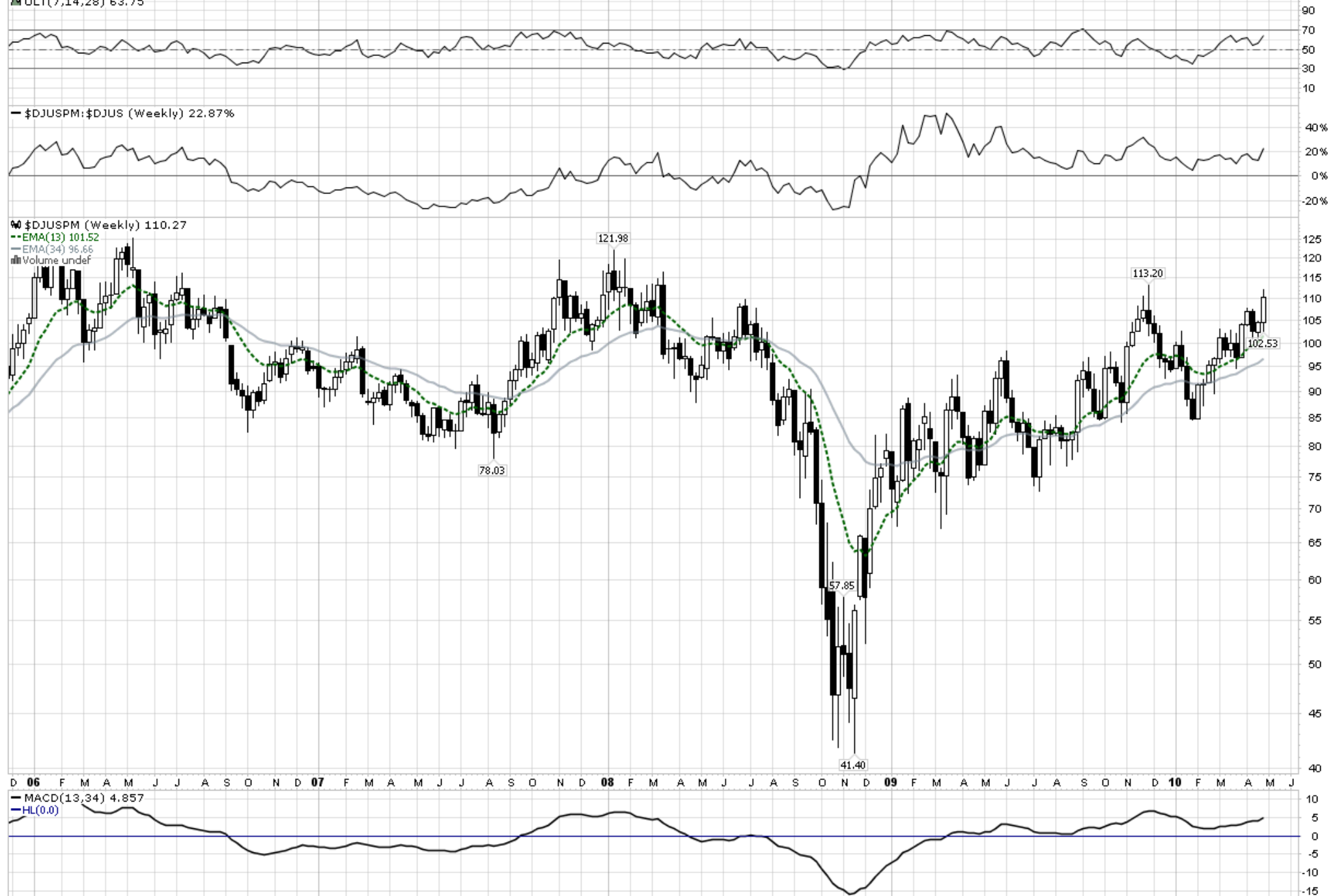
**\$DJUSPM** (Dow Jones US Gold Mining Index) INDX

30-Apr-2010

▲ ULT(7,14,28) 63.75

© StockCharts.com

Open 104.55 High 112.18 Low 102.53 Close 110.27 Chg +5.77 (+5.52%) ▲



**\$DJUSPN** (Dow Jones US Pharmaceuticals & Biotechnology Index) INDX

30-Apr-2010

© StockCharts.com

Open 290.67 High 292.91 Low 283.84 Close 288.88 Chg -1.75 (-0.60%) ▼

▲ ULT(7,14,28) 47.59

— \$DJUSPN:\$DJUS (Weekly) 9.21%

📊 \$DJUSPN (Weekly) 288.88

--- EMA(13) 293.50

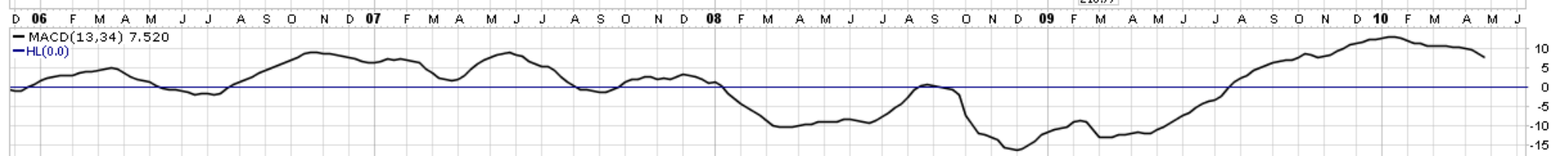
— EMA(34) 285.98

▒ Volume undef



— MACD(13,34) 7.520

— HL(0.0)



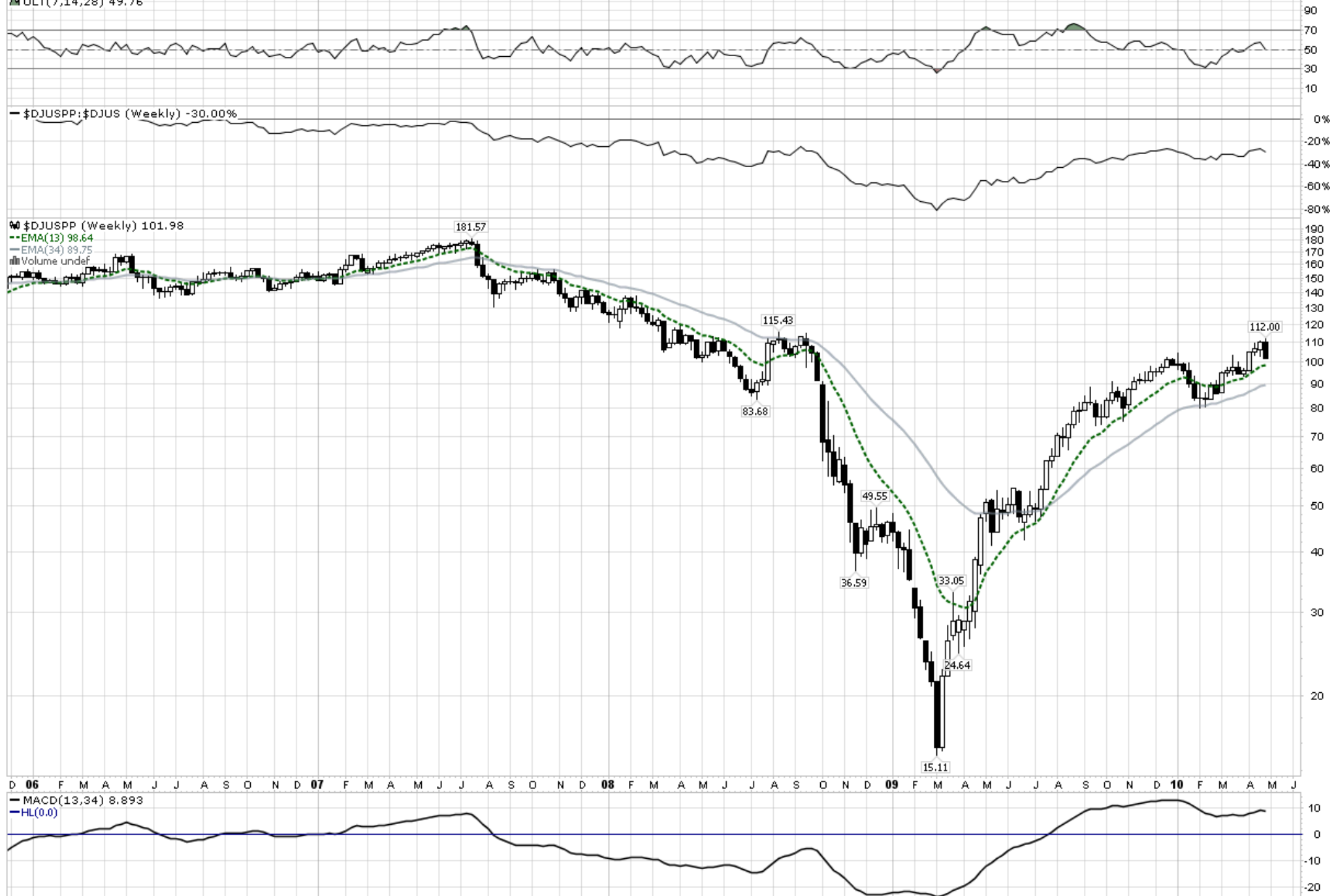
**\$DJUSPP** (Dow Jones US Paper Index) INDX

30-Apr-2010

▲ ULT(7,14,28) 49.76

© StockCharts.com

Open 110.19 High 112.00 Low 101.95 Close 101.98 Chg -8.19 (-7.43%) ▼



**\$DJUSPR** (Dow Jones US Pharmaceuticals Index) IND.X

30-Apr-2010

© StockCharts.com

Open 247.66 High 249.19 Low 241.57 Close 245.87 Chg -1.79 (-0.72%) ▼

▲ ULT(7,14,28) 44.57

— \$DJUSPR:\$DJUS (Weekly) 7.91%

📊 \$DJUSPR (Weekly) 245.87

--- EMA(13) 250.05

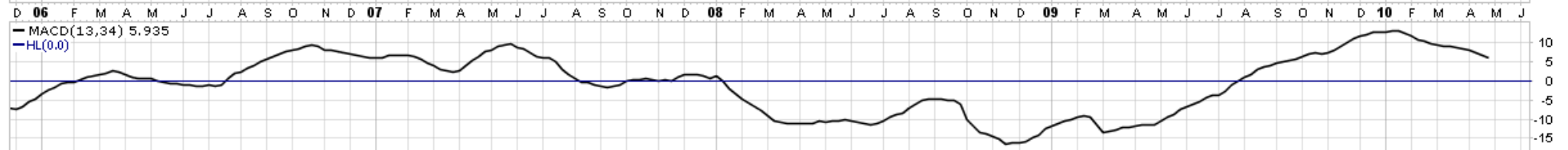
— EMA(34) 244.11

▒ Volume undef



— MACD(13,34) 5.935

— HL(0.0)



**\$DJUSPT** (Dow Jones US Platinum & Precious Metals Index) IND.X

30-Apr-2010

© StockCharts.com

Open 78.86 High 81.65 Low 76.59 Close 79.52 Chg +0.80 (+1.02%) ▲

▲ ULT(7,14,28) 52.25

— \$DJUSPT:\$DJUS (Weekly) -17.86%

📊 \$DJUSPT (Weekly) 79.52

--- EMA(13) 75.59

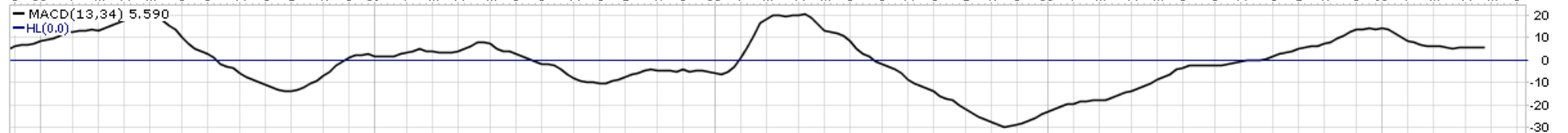
— EMA(34) 70.00

▒ Volume undef 170.06



— MACD(13,34) 5.590

— HL(0.0)



**\$DJUSRA** (Dow Jones US Apparel Retailers Index) INDX

30-Apr-2010

© StockCharts.com

Open 446.95 High 449.56 Low 418.34 Close 418.87 Chg -27.97 (-6.26%) ▼

▲ ULT(7,14,28) 61.76

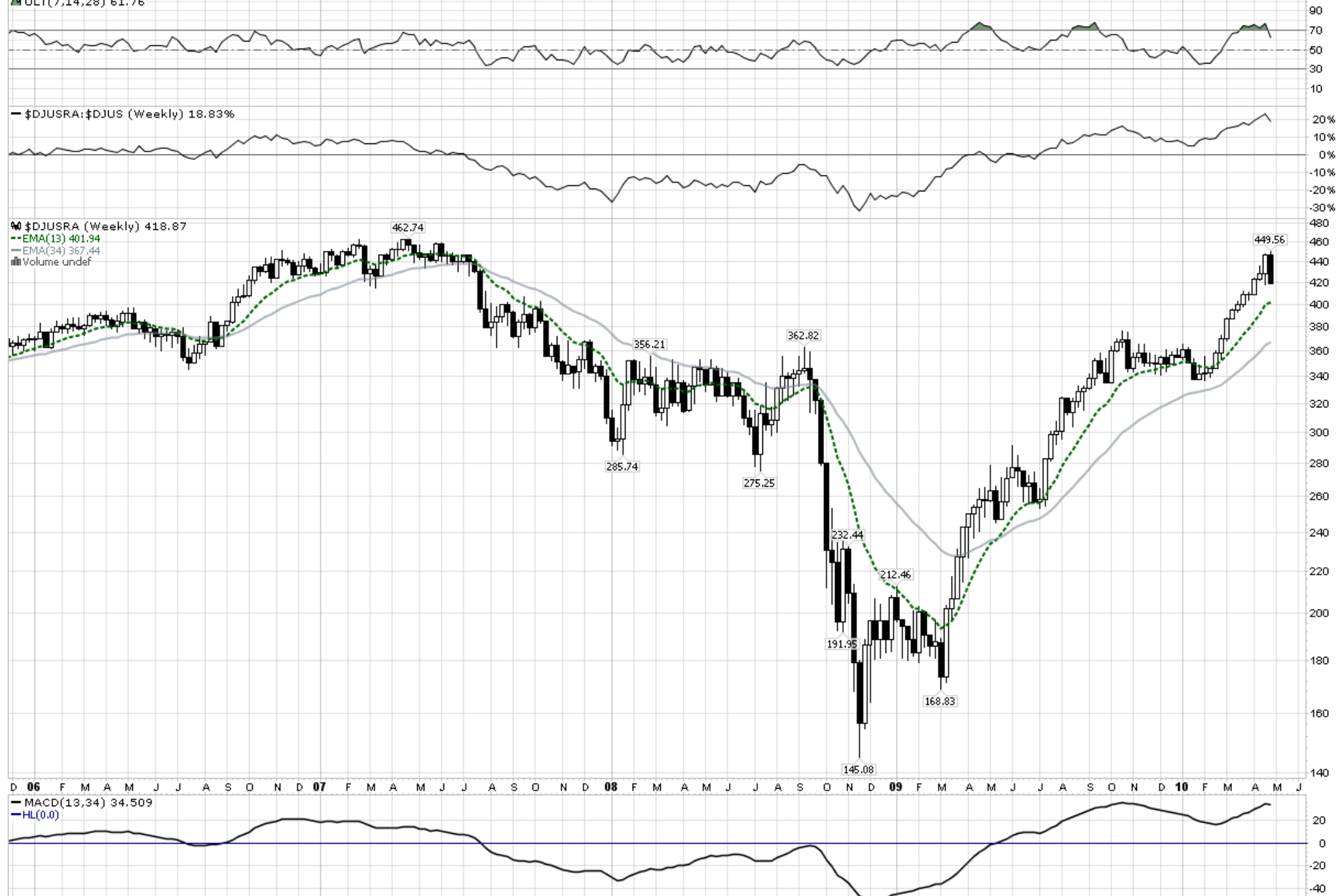
— \$DJUSRA:\$DJUS (Weekly) 18.83%

📊 \$DJUSRA (Weekly) 418.87

--- EMA(13) 401.94

— EMA(34) 367.44

▒ Volume undef





**\$DJUSRB** (Dow Jones US Broadline Retailers Index) INDX

30-Apr-2010

© StockCharts.com

Open 397.81 High 400.11 Low 386.97 Close 386.99 Chg -10.78 (-2.71%) ▼

▲ ULT(7,14,28) 52.79

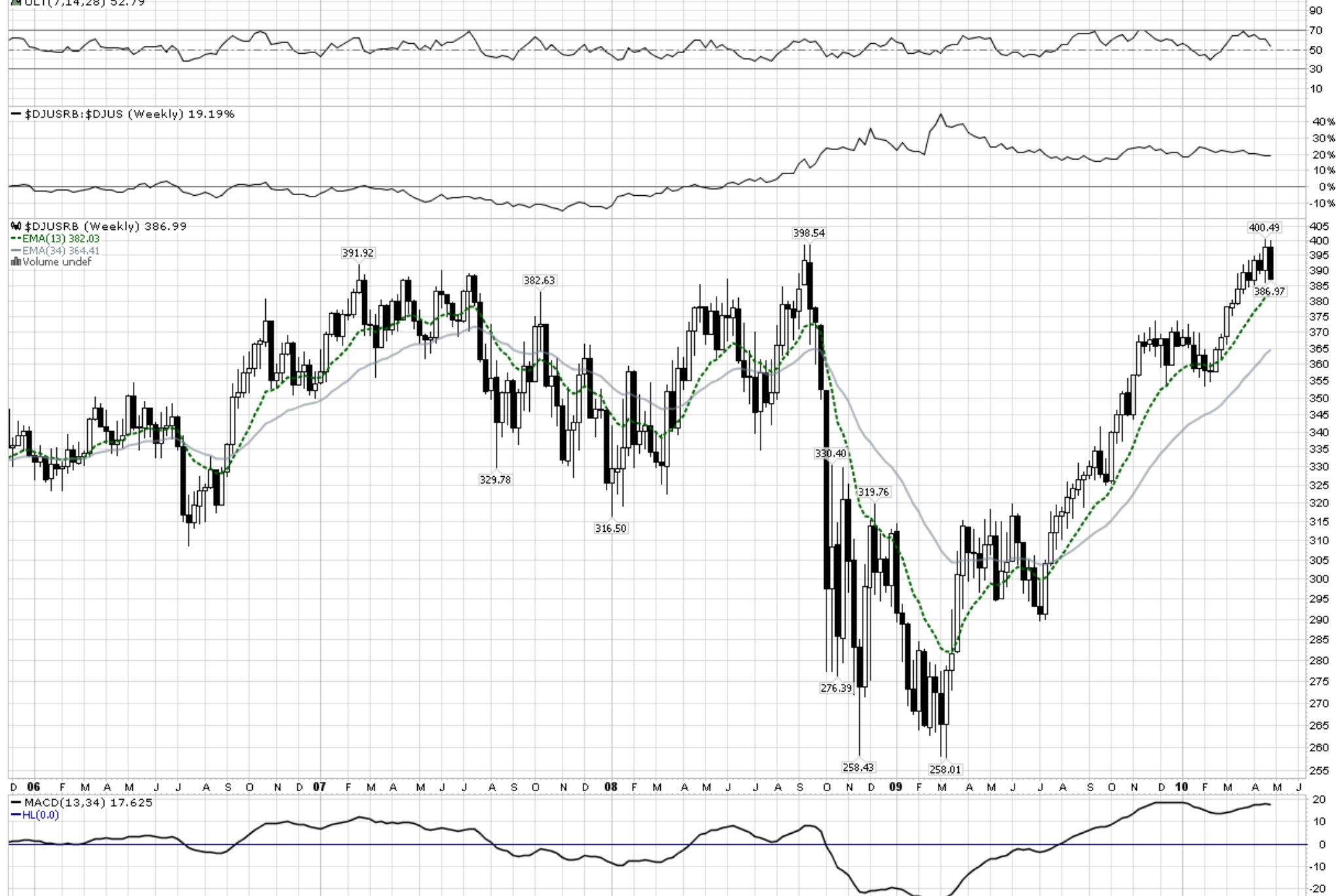
— \$DJUSRB:\$DJUS (Weekly) 19.19%

📊 \$DJUSRB (Weekly) 386.99

--- EMA(13) 382.03

— EMA(34) 364.41

▒ Volume undef



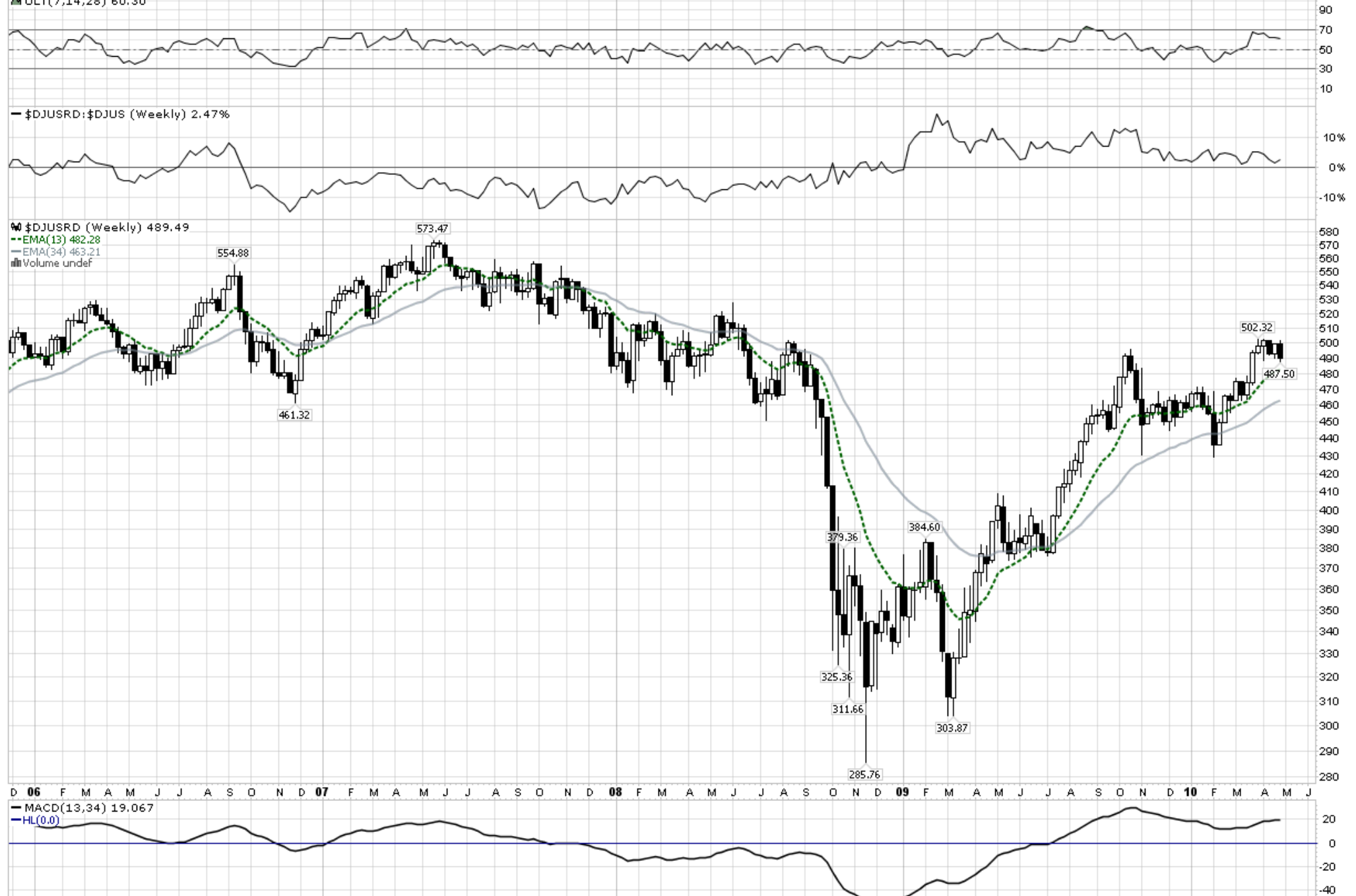
**\$DJUSRD** (Dow Jones US Drug Retailers Index) INDX

30-Apr-2010

© StockCharts.com

Open 499.03 High 501.18 Low 487.50 Close 489.49 Chg -9.54 (-1.91%) ▼

▲ ULT(7,14,28) 60.30



**\$DJUSRE** (Dow Jones US Real Estate Index) INDX

30-Apr-2010

© StockCharts.com

▲ ULT(7,14,28) 56.71

Open 208.57 High 213.39 Low 202.89 Close 205.39 Chg -3.18 (-1.52%) ▼

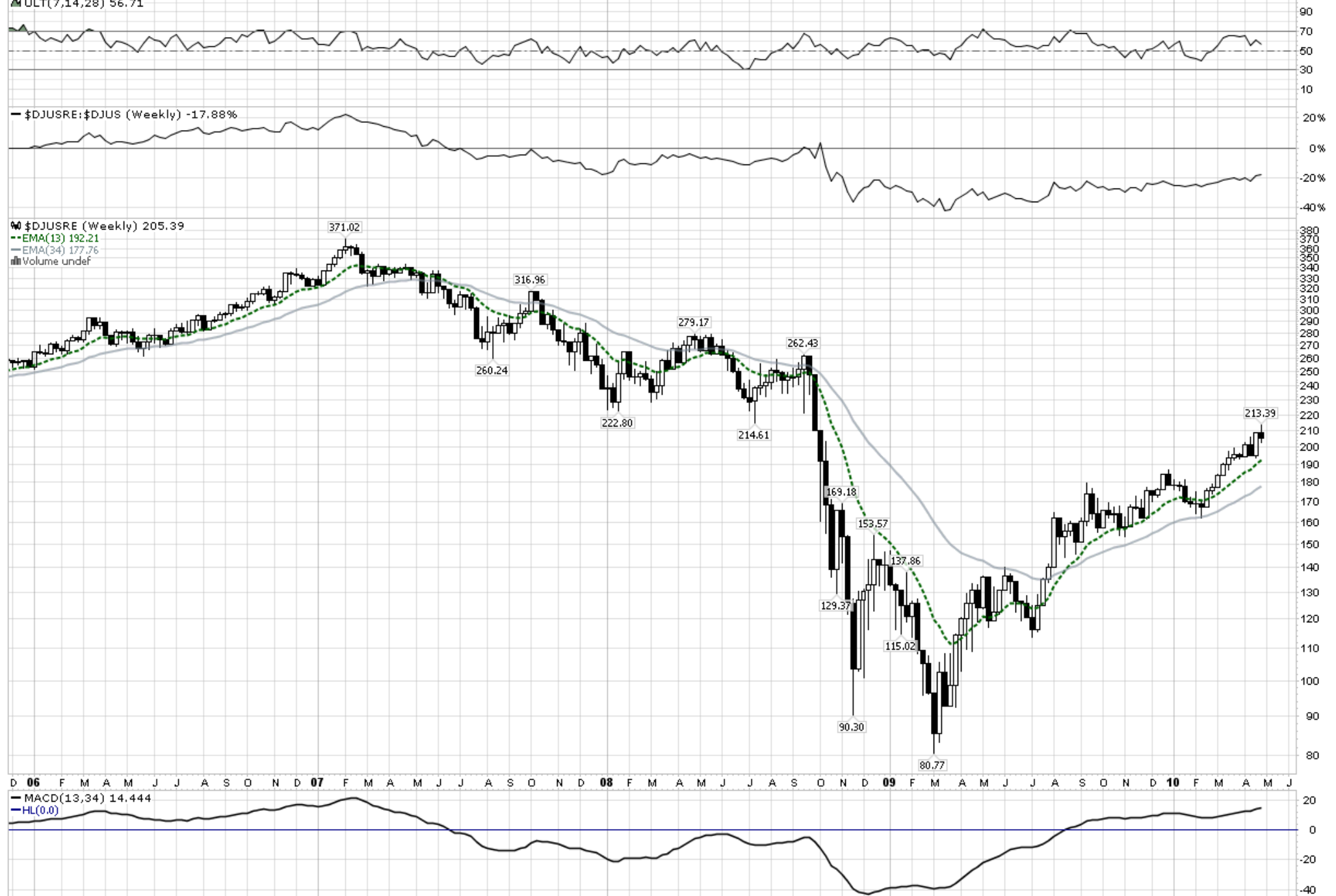
— \$DJUSRE:\$DJUS (Weekly) -17.88%

📊 \$DJUSRE (Weekly) 205.39

--- EMA(13) 192.21

— EMA(34) 177.76

▒ Volume undef



**\$DJUSRH** (Dow Jones US Real Estate Holding & Development) INDX

30-Apr-2010

© StockCharts.com

Open 277.82 High 279.81 Low 266.14 Close 266.88 Chg -10.94 (-3.94%) ▼

▲ ULT(7,14,28) 68.44

— \$DJUSRH:\$DJUS (Weekly) -18.68%

📊 \$DJUSRH (Weekly) 266.88

--- EMA(13) 245.11

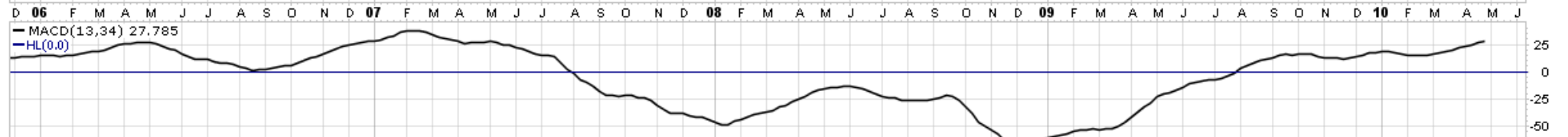
— EMA(34) 217.33

▒ Volume undef



— MACD(13,34) 27.785

— HL(0.0)



**\$DJUSRI** (Dow Jones US Real Estate Investment Trusts Index) INDX

30-Apr-2010

© StockCharts.com

▲ ULT(7,14,28) 55.63

Open 85.68 High 87.79 Low 83.36 Close 84.51 Chg -1.17 (-1.37%) ▼

— \$DJUSRI:\$DJUS (Weekly) -17.89%

📊 \$DJUSRI (Weekly) 84.51

--- EMA(13) 79.18

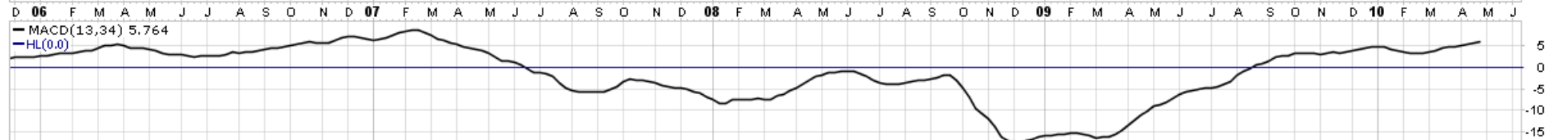
— EMA(34) 73.41

▒ Volume undef



— MACD(13,34) 5.764

— HL(0.0)



**\$DJUSRP** (Dow Jones US Recreational Products Index) INDX

30-Apr-2010

© StockCharts.com

Open 128.59 High 133.75 Low 121.02 Close 121.05 Chg -7.51 (-5.84%) ▼

▲ ULT(7,14,28) 55.59



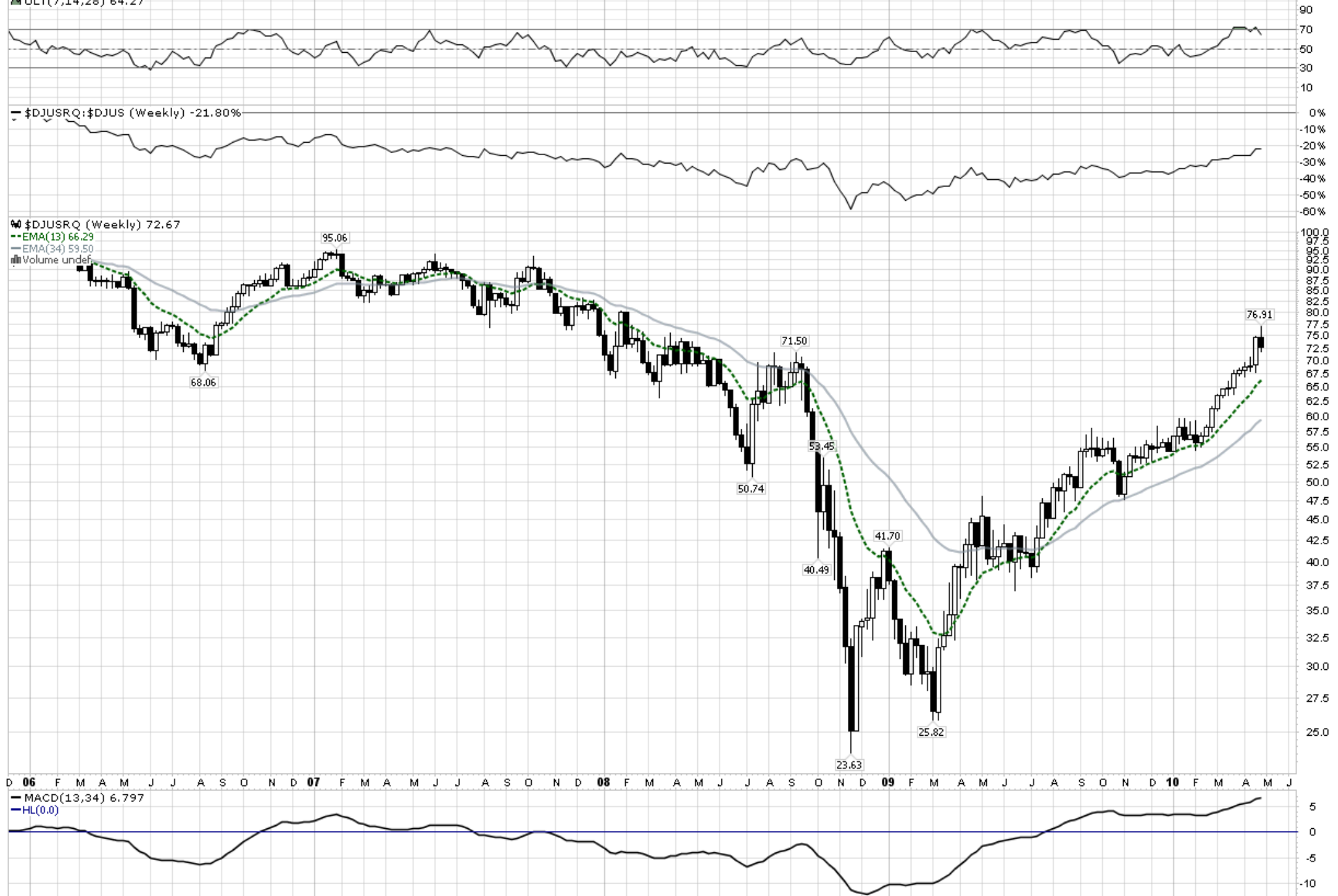
**\$DJUSRQ** (Dow Jones US Recreational Services Index) INDX

30-Apr-2010

© StockCharts.com

Open 74.70 High 76.91 Low 71.84 Close 72.67 Chg -2.02 (-2.70%) ▼

▲ ULT(7,14,28) 64.27



\$DJUSRR (Dow Jones US Railroad Index) INDX

30-Apr-2010

© StockCharts.com

Open 616.37 High 627.96 Low 599.43 Close 606.81 Chg -9.46 (-1.54%) ▼

▲ ULT(7,14,28) 62.02

— \$DJUSRR:\$DJUS (Weekly) 86.72%

📊 \$DJUSRR (Weekly) 606.81

--- EMA(13) 569.43

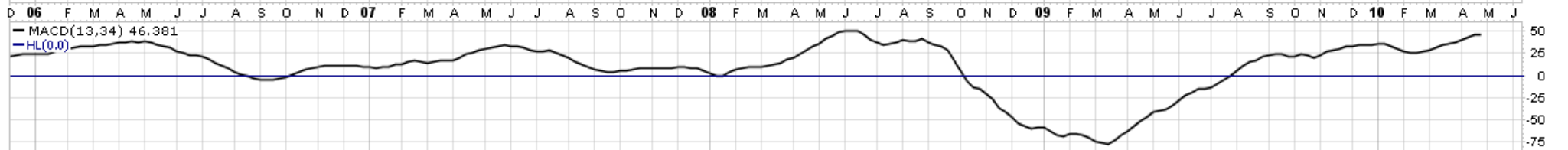
— EMA(34) 523.05

▒ Volume undef



— MACD(13,34) 46.381

— HL(0.0)





# \$DJUSRS (Dow Jones US Specialty Retailers Index) INDX

30-Apr-2010

© StockCharts.com

Open 467.01 High 471.29 Low 447.35 Close 448.60 Chg -18.20 (-3.90%) ▼

▲ ULT(7,14,28) 66.76

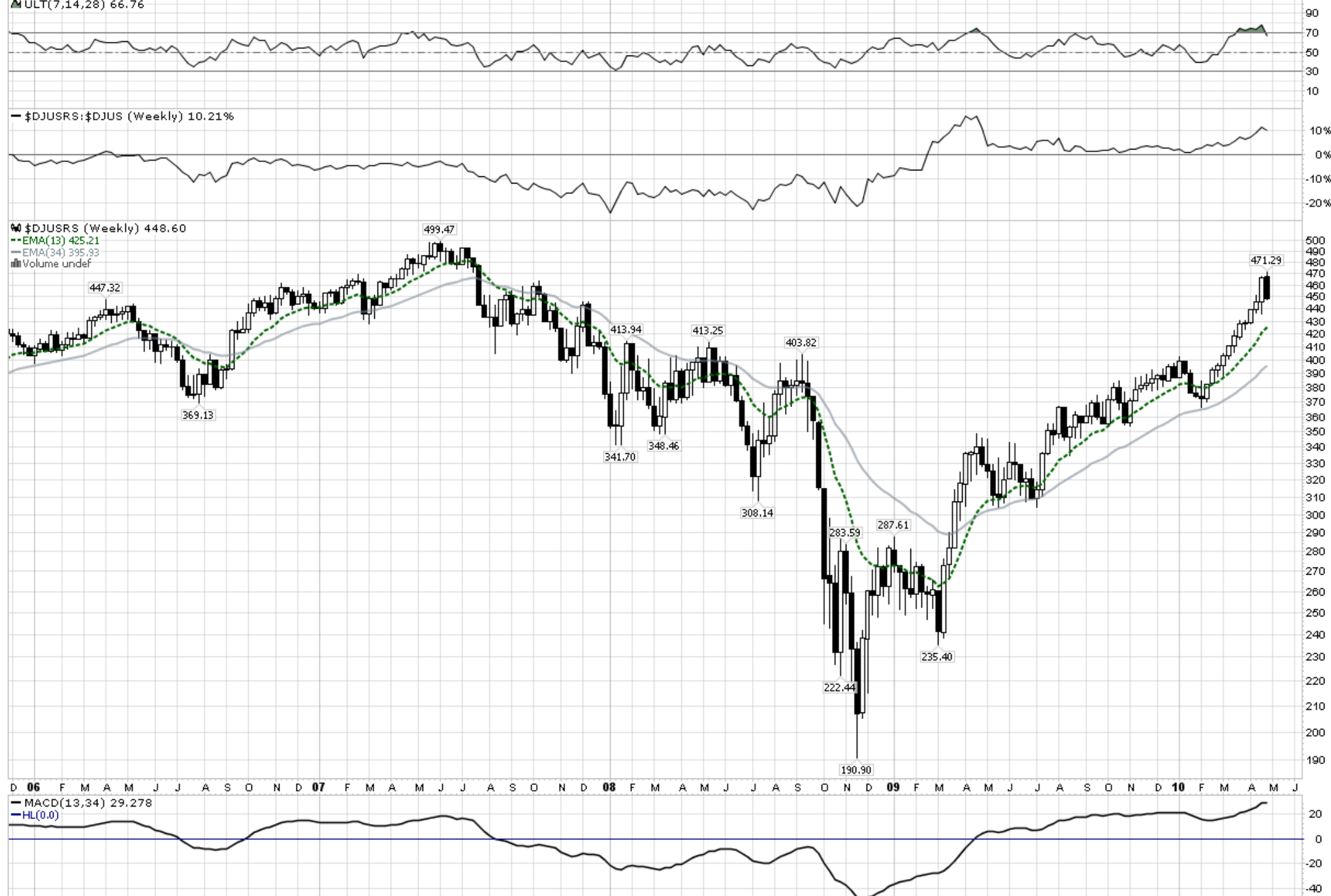
— \$DJUSRS:\$DJUS (Weekly) 10.21%

📊 \$DJUSRS (Weekly) 448.60

--- EMA(13) 425.21

— EMA(34) 395.93

▒ Volume undef



**\$DJUSRT** (Dow Jones US Retail Index) INDX

30-Apr-2010

▲ ULT(7,14,28) 60.06

© StockCharts.com

Open 380.53 High 381.96 Low 366.73 Close 366.83 Chg -13.70 (-3.60%) ▼

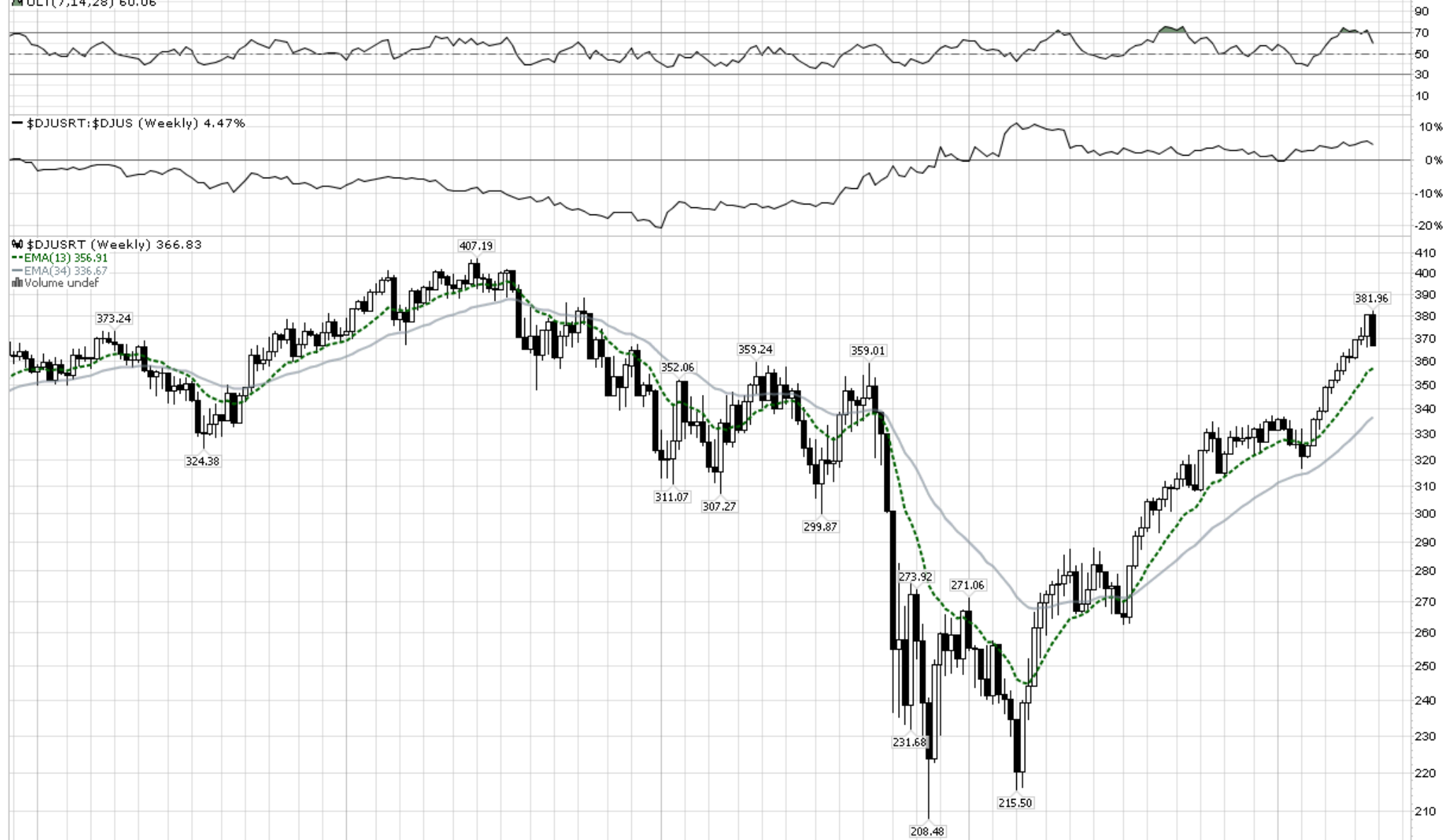
— \$DJUSRT:\$DJUS (Weekly) 4.47%

📊 \$DJUSRT (Weekly) 366.83

--- EMA(13) 356.91

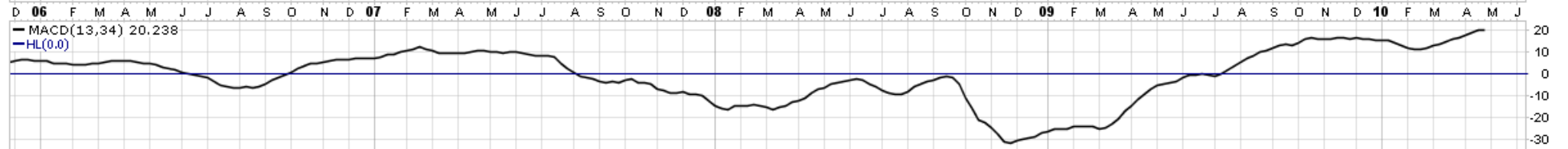
— EMA(34) 336.67

▒ Volume undef



— MACD(13,34) 20.238

— HL(0.0)



**\$DJUSRU** (Dow Jones US Restaurants & Bars Index) INDX

30-Apr-2010

© StockCharts.com

Open 547.05 High 549.17 Low 530.59 Close 532.01 Chg -15.03 (-2.75%) ▼

▲ ULT(7,14,28) 63.54

— \$DJUSRU:\$DJUS (Weekly) 47.08%

📊 \$DJUSRU (Weekly) 532.01

--- EMA(13) 503.93

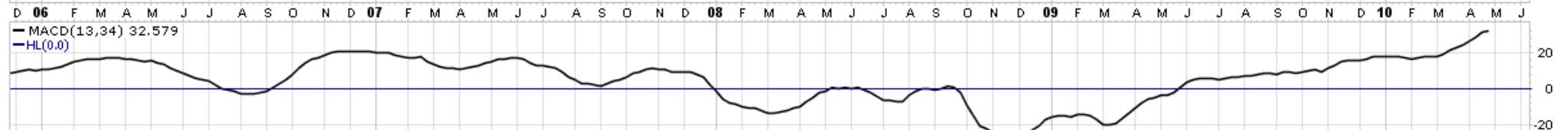
— EMA(34) 471.35

▒ Volume undef



— MACD(13,34) 32.579

— HL(0.0)



**\$DJUSSB** (Dow Jones US Investment Services) INDX

30-Apr-2010

© StockCharts.com

Open 572.00 High 573.59 Low 543.18 Close 544.77 Chg -27.28 (-4.77%) ▼

▲ ULT(7,14,28) 45.35

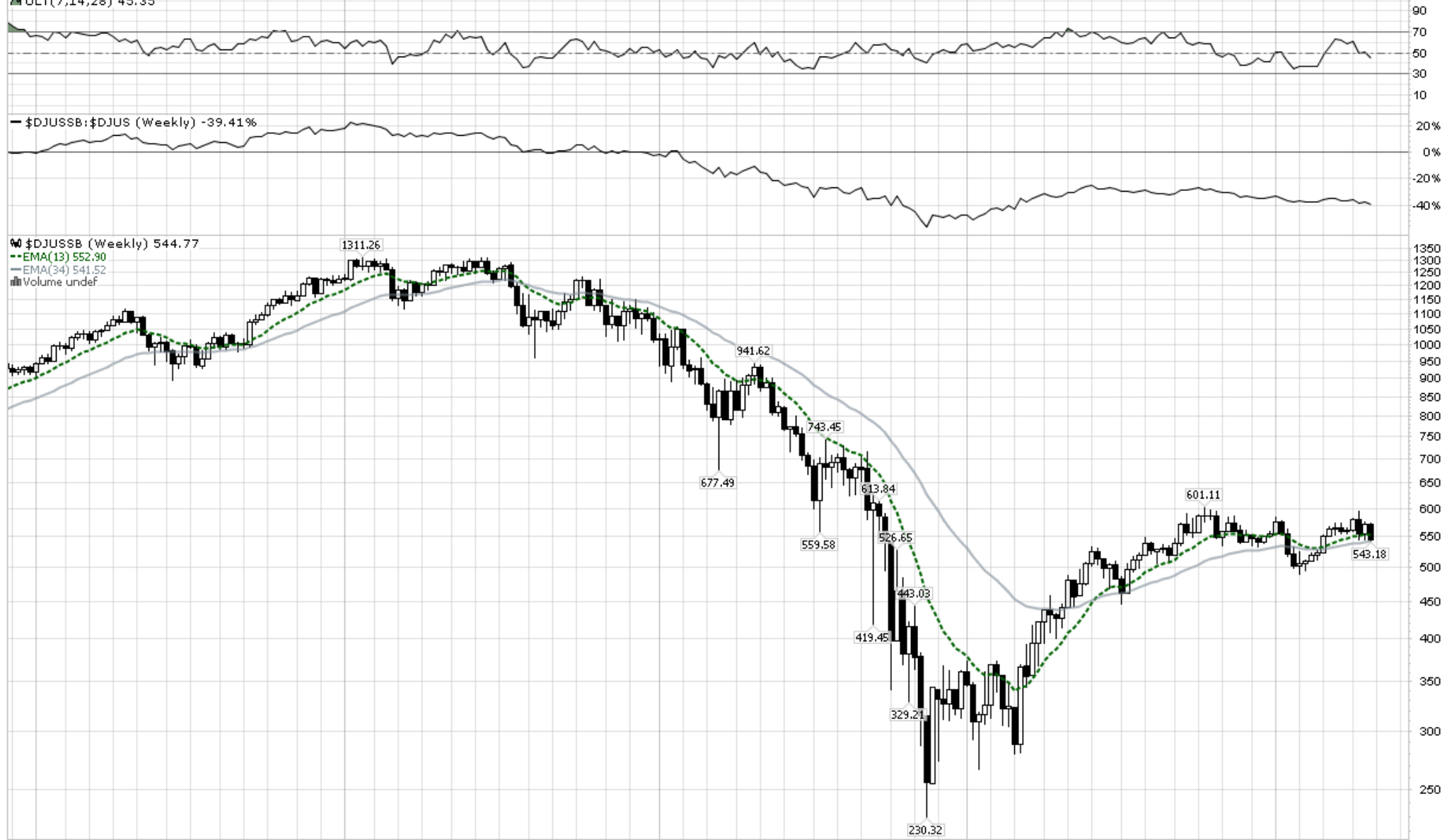
— \$DJUSSB:\$DJUS (Weekly) -39.41%

📊 \$DJUSSB (Weekly) 544.77

--- EMA(13) 552.90

— EMA(34) 541.52

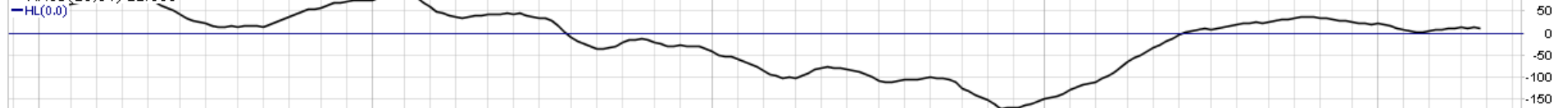
▒ Volume undef



D 06 F M A M J J A S O N D 07 F M A M J J A S O N D 08 F M A M J J A S O N D 09 F M A M J J A S O N D 10 F M A M J

— MACD(13,34) 11.383

— HL(0.0)



# \$DJUSSC (Dow Jones US Semiconductors Index) IND.X

30-Apr-2010

© StockCharts.com

Open 1176.11 High 1186.25 Low 1114.04 Close 1114.20 Chg -61.90 (-5.26%) ▼

▲ ULT(7,14,28) 51.19

— \$DJUSSC:\$DJUS (Weekly) -15.33%

📊 \$DJUSSC (Weekly) 1114.20

--- EMA(13) 1085.74

— EMA(34) 1017.60

▒ Volume undef



**\$DJUSSD** (Dow Jones US Soft Drinks Index) INDX

30-Apr-2010

© StockCharts.com

Open 334.10 High 337.35 Low 327.57 Close 333.56 Chg -0.53 (-0.16%) ▼

▲ ULT(7,14,28) 56.87

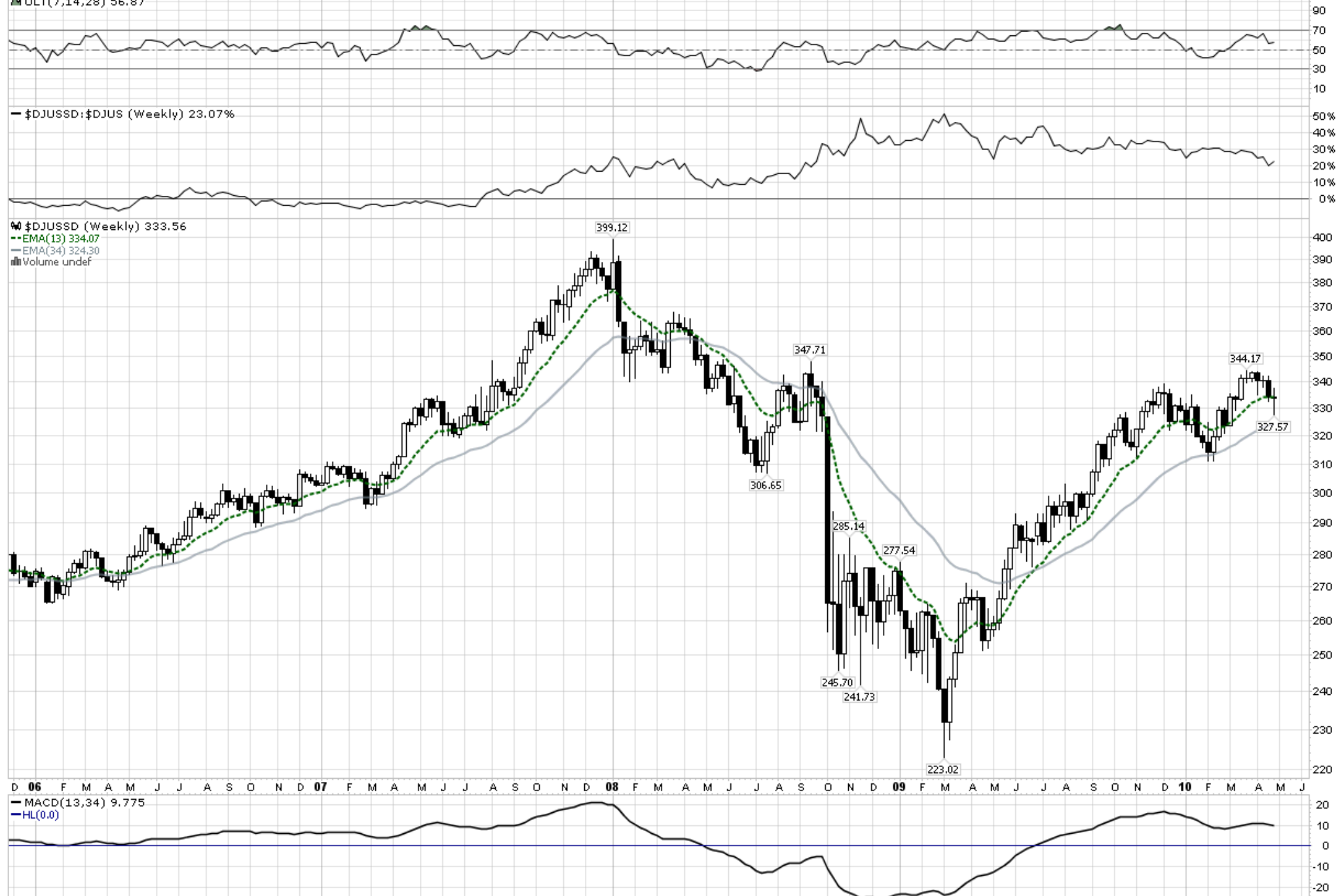
— \$DJUSSD:\$DJUS (Weekly) 23.07%

📊 \$DJUSSD (Weekly) 333.56

--- EMA(13) 334.07

— EMA(34) 324.30

▒ Volume undef



**\$DJUSF** (Dow Jones US Consumer Finance Index) INDX

30-Apr-2010

© StockCharts.com

Open 77.90 High 77.97 Low 73.74 Close 73.79 Chg -4.13 (-5.30%) ▼

▲ ULT(7,14,28) 51.92

— \$DJUSF:\$DJUS (Weekly) -26.06%

📊 \$DJUSF (Weekly) 73.79

--- EMA(13) 71.44

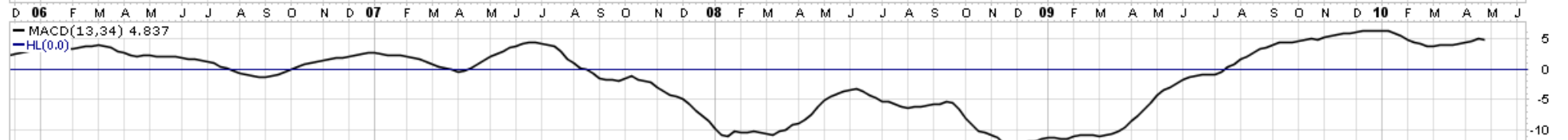
— EMA(34) 66.61

▒ Volume undef



— MACD(13,34) 4.837

— HL(0.0)



**\$DJUSSP** (Dow Jones US Specialty Finance Index) INDX

30-Apr-2010

© StockCharts.com

Open 56.63 High 57.94 Low 54.98 Close 55.02 Chg -1.69 (-2.98%) ▼

▲ ULT(7,14,28) 50.30

— \$DJUSSP:\$DJUS (Weekly) -55.53%

⌘ \$DJUSSP (Weekly) 55.02

--- EMA(13) 54.92

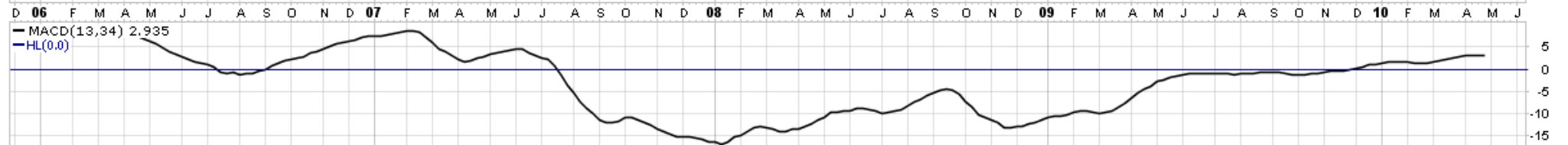
— EMA(34) 51.99

▒ Volume undef



— MACD(13,34) 2.935

— HL(0.0)





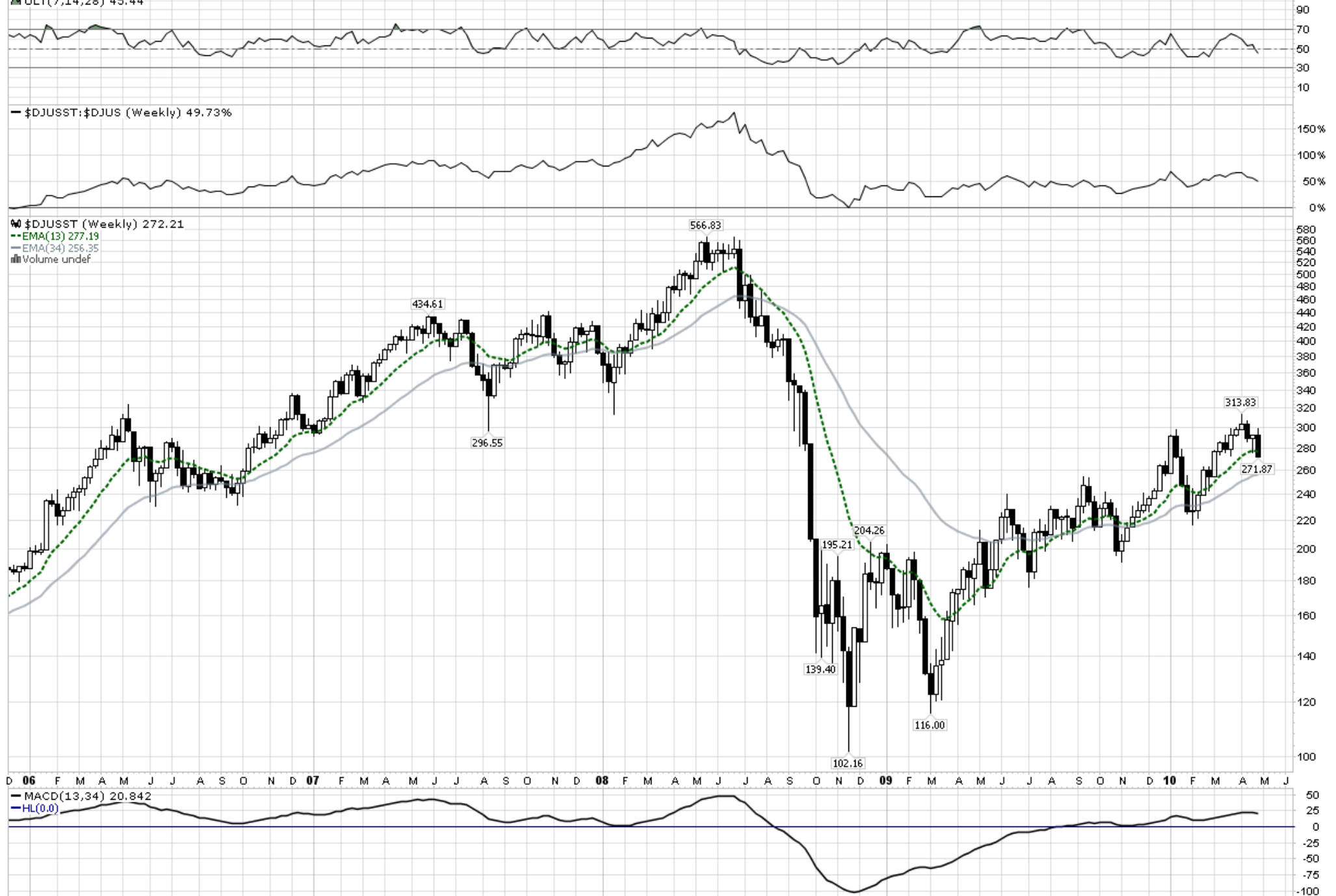
**\$DJUSST** (Dow Jones US Steel Index) INDX

30-Apr-2010

© StockCharts.com

Open 292.70 High 299.31 Low 271.87 Close 272.21 Chg -20.36 (-6.96%) ▼

▲ ULT(7,14,28) 45.44



**\$DJUSSV** (Dow Jones US Software & Computer Services Index) INDX

30-Apr-2010

© StockCharts.com

Open 723.83 High 725.24 Low 705.82 Close 705.99 Chg -17.84 (-2.46%) ▼

▲ ULT(7,14,28) 45.48

— \$DJUSSV:\$DJUS (Weekly) 24.73%

📊 \$DJUSSV (Weekly) 705.99

--- EMA(13) 701.45

— EMA(34) 670.67

▒ Volume undef



**\$DJUSSW** (Dow Jones US Software Index) INDX

30-Apr-2010

▲ ULT(7,14,28) 50.98

Open 688.34 High 690.17 Low 669.64 Close 669.73 Chg -18.61 (-2.42%) ▼

© StockCharts.com

— \$DJUSSW:\$DJUS (Weekly) 26.46%

📊 \$DJUSSW (Weekly) 669.73

--- EMA(13) 655.39

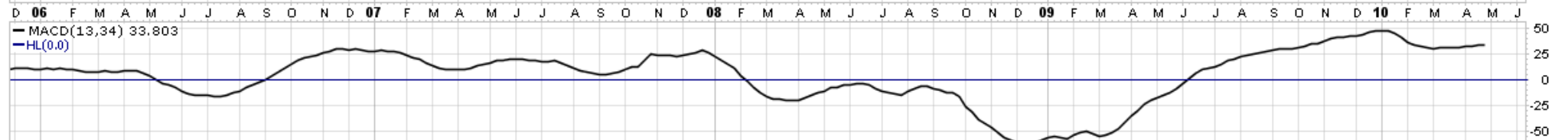
— EMA(34) 621.59

▒ Volume undef



— MACD(13,34) 33.803

— HL(0.0)



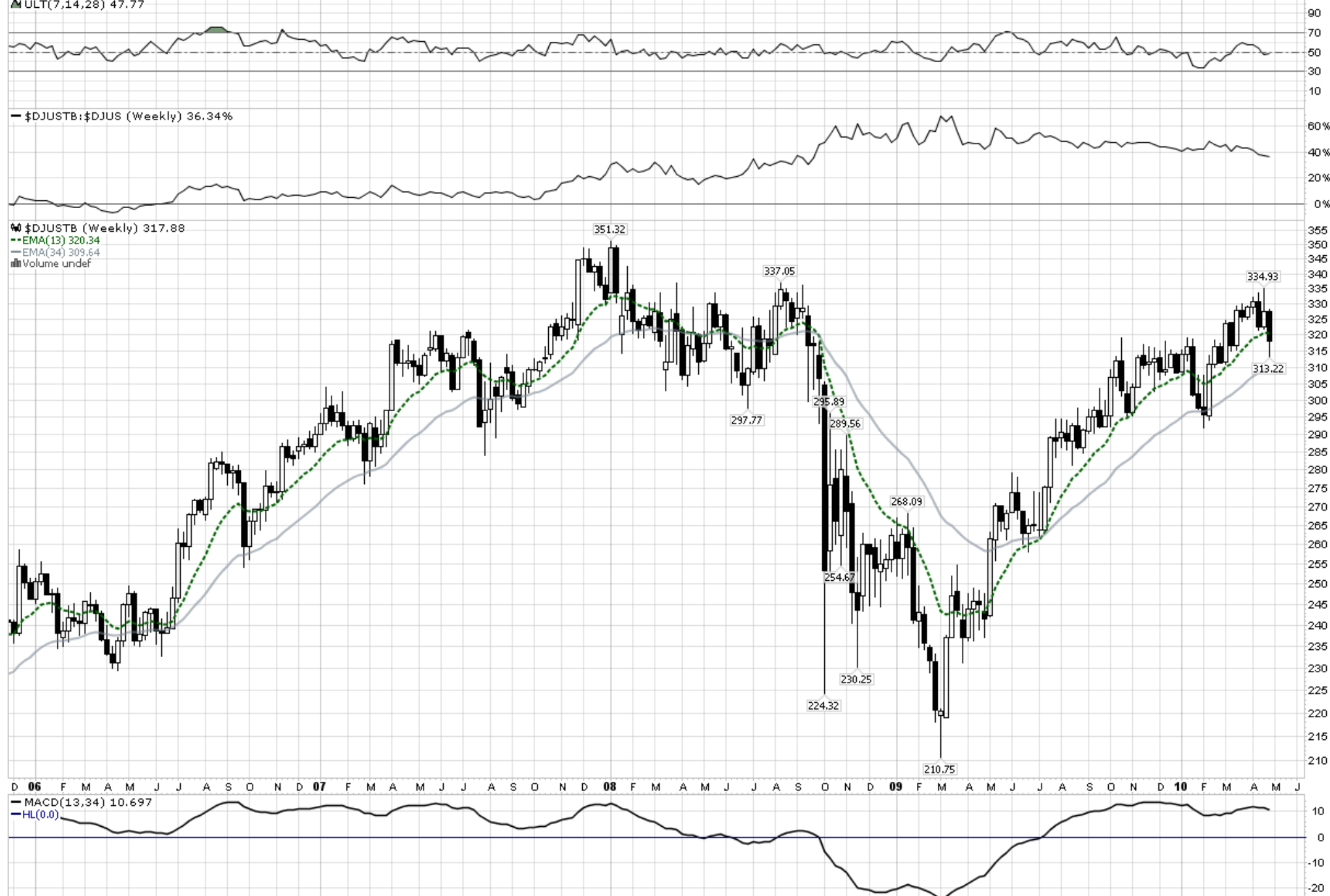
**\$DJUSTB** (Dow Jones US Tobacco Index) IND.X

30-Apr-2010

▲ ULT(7,14,28) 47.77

© StockCharts.com

Open 327.68 High 328.34 Low 313.22 Close 317.88 Chg -9.80 (-2.99%) ▼



**\$DJUSTC** (Dow Jones US Technology Index) INDX

30-Apr-2010

© StockCharts.com

▲ ULT(7,14,28) 53.63

Open 638.78 High 640.84 Low 617.58 Close 617.74 Chg -21.05 (-3.30%) ▼

— \$DJUSTC:\$DJUS (Weekly) 19.24%

📊 \$DJUSTC (Weekly) 617.74

--- EMA(13) 603.84

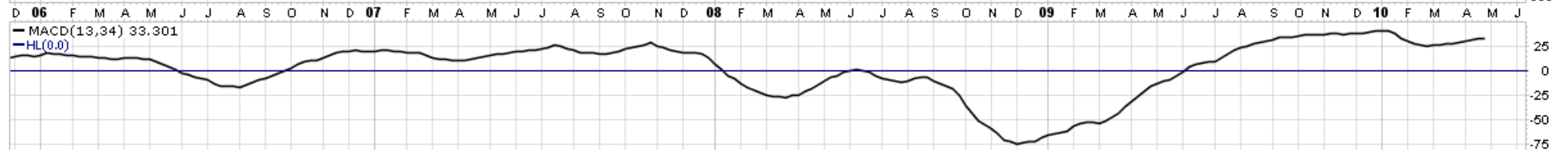
— EMA(34) 570.54

▒ Volume undef



— MACD(13,34) 33.301

— HL(0.0)



**\$DJUSTK** (Dow Jones US Trucking Index) INDX

30-Apr-2010

© StockCharts.com

Open 355.26 High 357.79 Low 346.13 Close 347.40 Chg -7.86 (-2.21%) ▼

▲ ULT(7,14,28) 57.91

— \$DJUSTK:\$DJUS (Weekly) 14.57%

📊 \$DJUSTK (Weekly) 347.40

--- EMA(13) 330.48

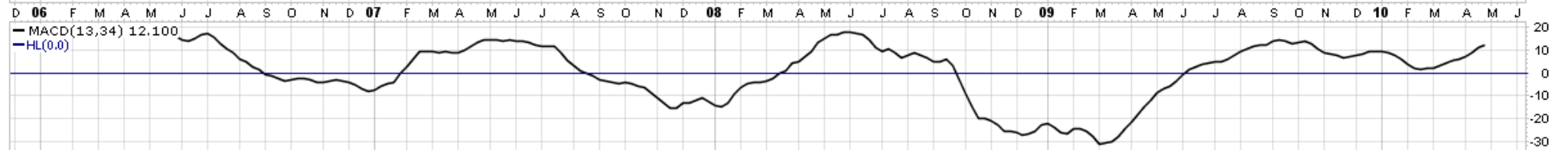
— EMA(34) 318.38

📊 Volume undef



— MACD(13,34) 12.100

— HL(0.0)



**\$DJUSTL** (Dow Jones US Telecommunications Index) INDX

30-Apr-2010

© StockCharts.com

Open 113.41 High 114.16 Low 111.14 Close 112.53 Chg -0.88 (-0.78%) ▼

▲ ULT(7,14,28) 49.70

— \$DJUSTL:\$DJUS (Weekly) -11.83%

📊 \$DJUSTL (Weekly) 112.53

--- EMA(13) 112.51

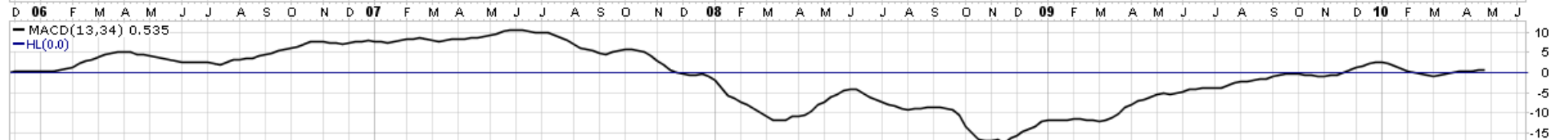
— EMA(34) 111.97

▒ Volume undef



— MACD(13,34) 0.535

— HL(0.0)



**\$DJUSTQ** (Dow Jones US Technology Hardware & Equipment Index) INDX

30-Apr-2010

© StockCharts.com

Open 594.64 High 597.97 Low 571.27 Close 571.44 Chg -23.20 (-3.90%) ▼

▲ ULT(7,14,28) 56.86

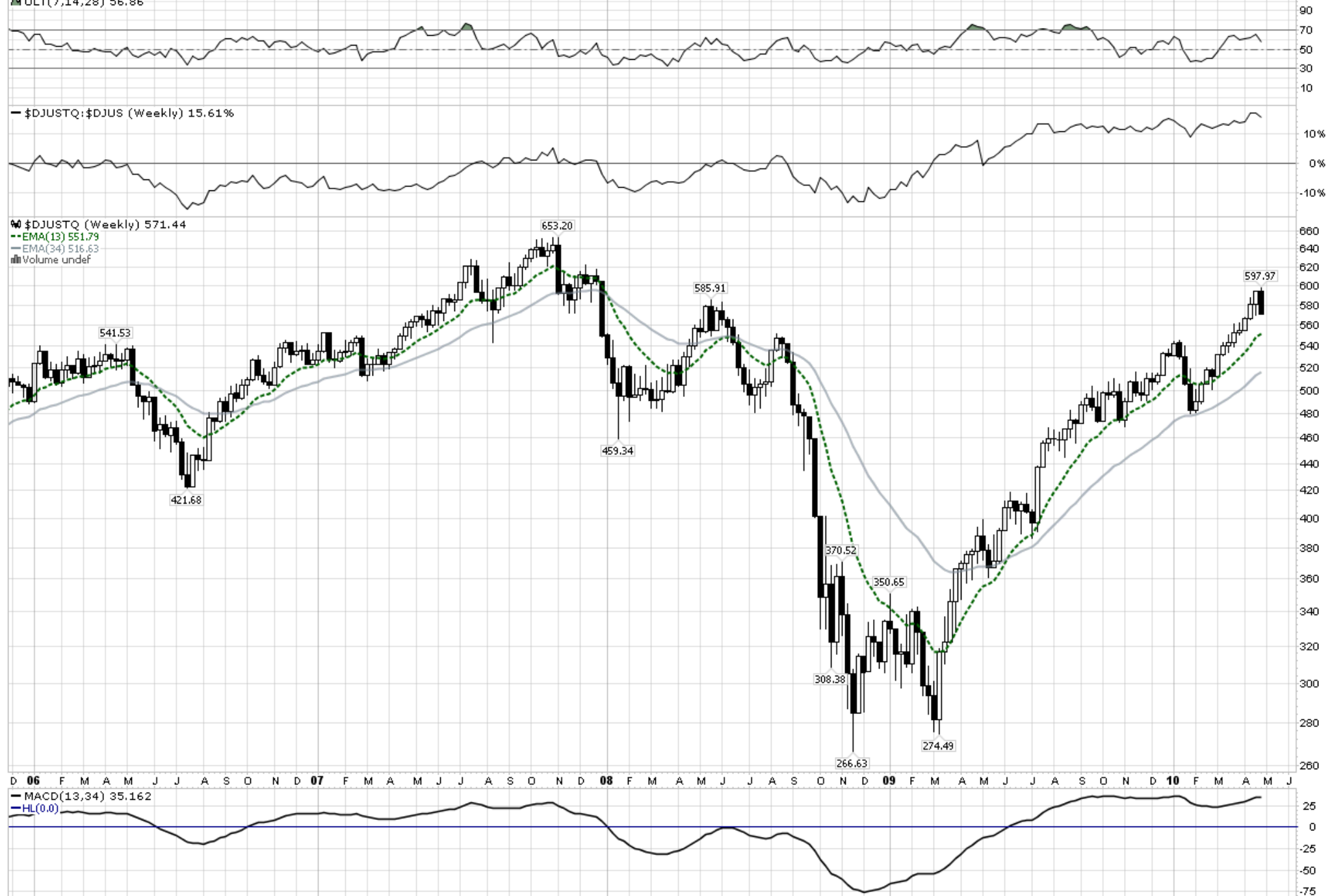
— \$DJUSTQ:\$DJUS (Weekly) 15.61%

📊 \$DJUSTQ (Weekly) 571.44

--- EMA(13) 551.79

— EMA(34) 516.63

▒ Volume undef





\$DJSTR (Dow Jones US Tires Index) INDX

30-Apr-2010

© StockCharts.com

Open 54.75 High 56.47 Low 51.11 Close 51.13 Chg -3.43 (-6.29%) ▼

▲ ULT(7,14,28) 43.92

— \$DJSTR:\$DJUS (Weekly) -8.86%

📊 \$DJSTR (Weekly) 51.13

--- EMA(13) 50.69

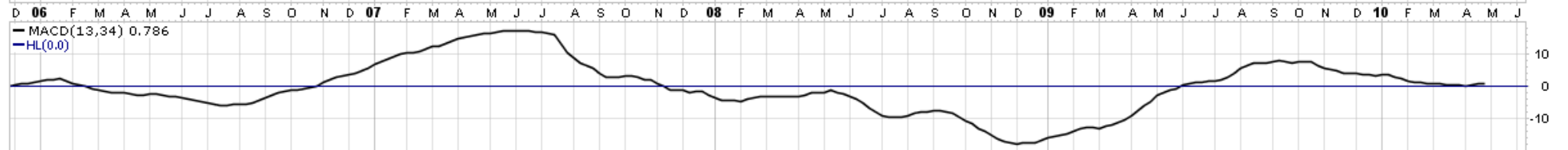
— EMA(34) 49.91

▒ Volume undef



— MACD(13,34) 0.786

— HL(0.0)

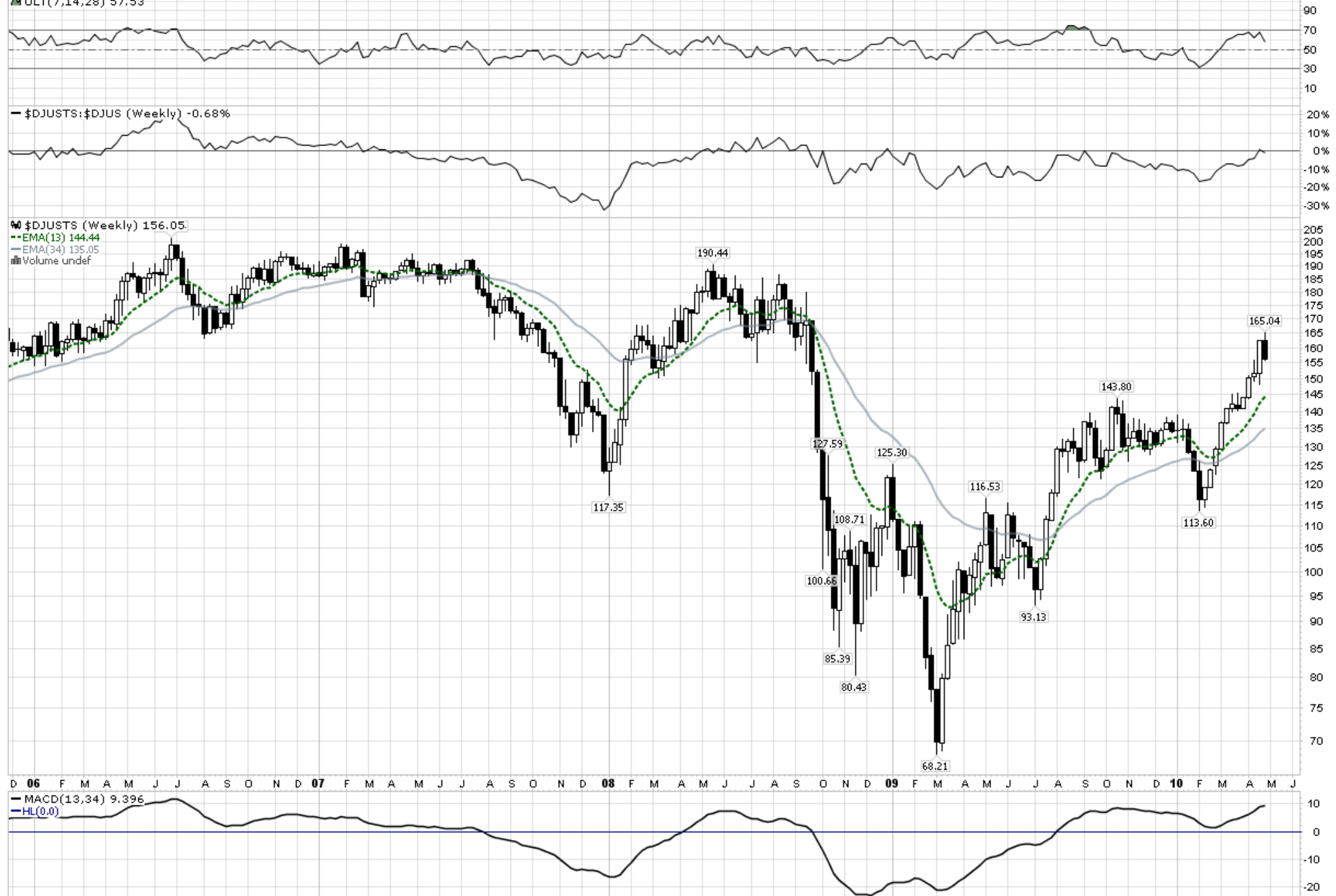


# \$DJUSTS (Dow Jones US Transportation Services Index) INDX

30-Apr-2010

▲ ULT(7,14,28) 57.53

© StockCharts.com  
Open 162.45 High 165.04 Low 155.90 Close 156.05 Chg -8.52 (-4.01%) ▼



**\$DJUSTT** (Dow Jones US Travel & Tourism Index) INDX

30-Apr-2010

▲ ULT(7,14,28) 50.93

© StockCharts.com  
Open 141.91 High 150.13 Low 141.65 Close 142.87 Chg +1.49 (+1.05%) ▲

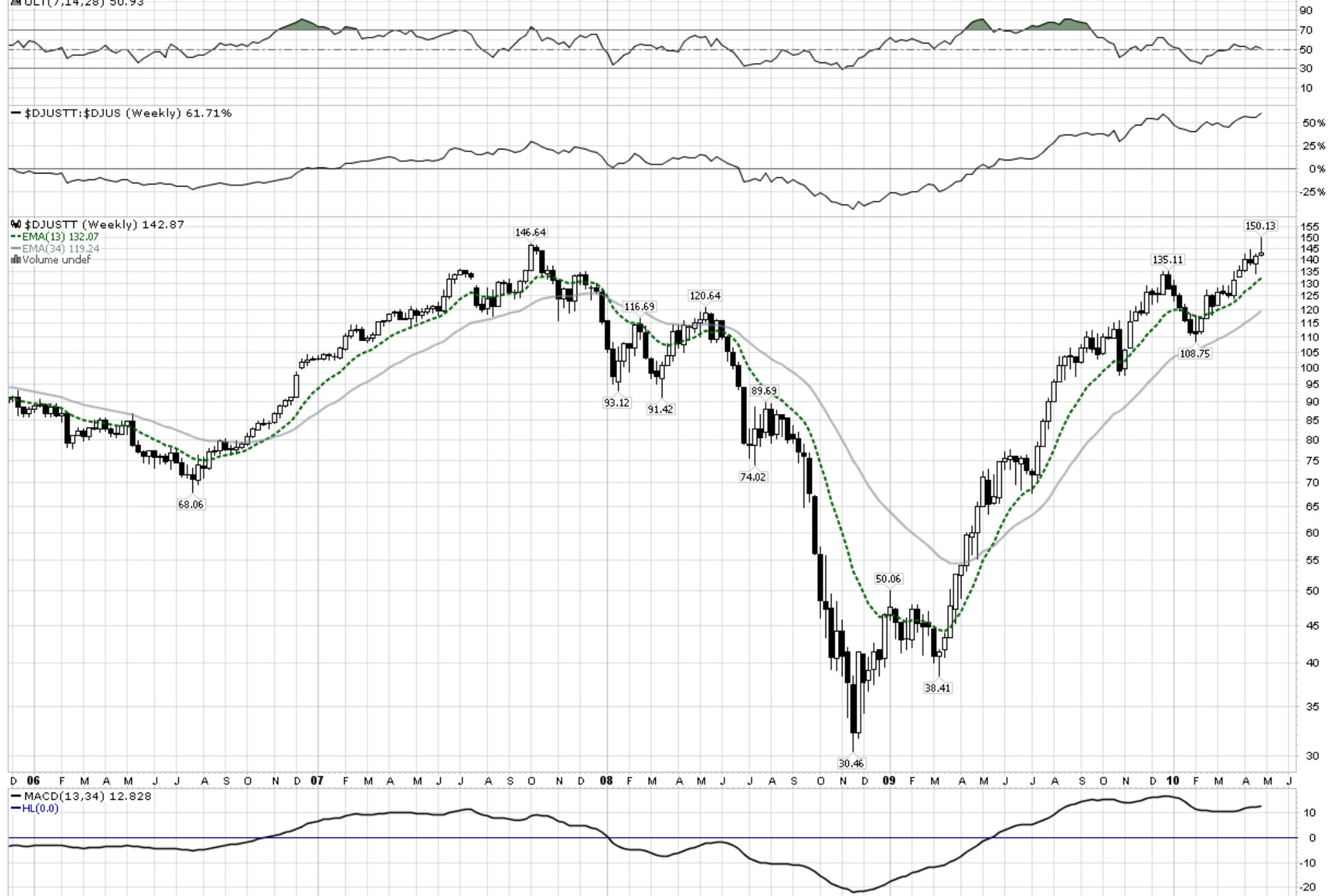
— \$DJUSTT:\$DJUS (Weekly) 61.71%

📊 \$DJUSTT (Weekly) 142.87

--- EMA(13) 132.07

— EMA(34) 119.24

▒ Volume undef



**\$DJUSTY** (Dow Jones US Toys Index) IND.X

30-Apr-2010

© StockCharts.com

Open 285.23 High 288.06 Low 274.99 Close 275.28 Chg -10.02 (-3.51%) ▼

▲ ULT(7,14,28) 51.59

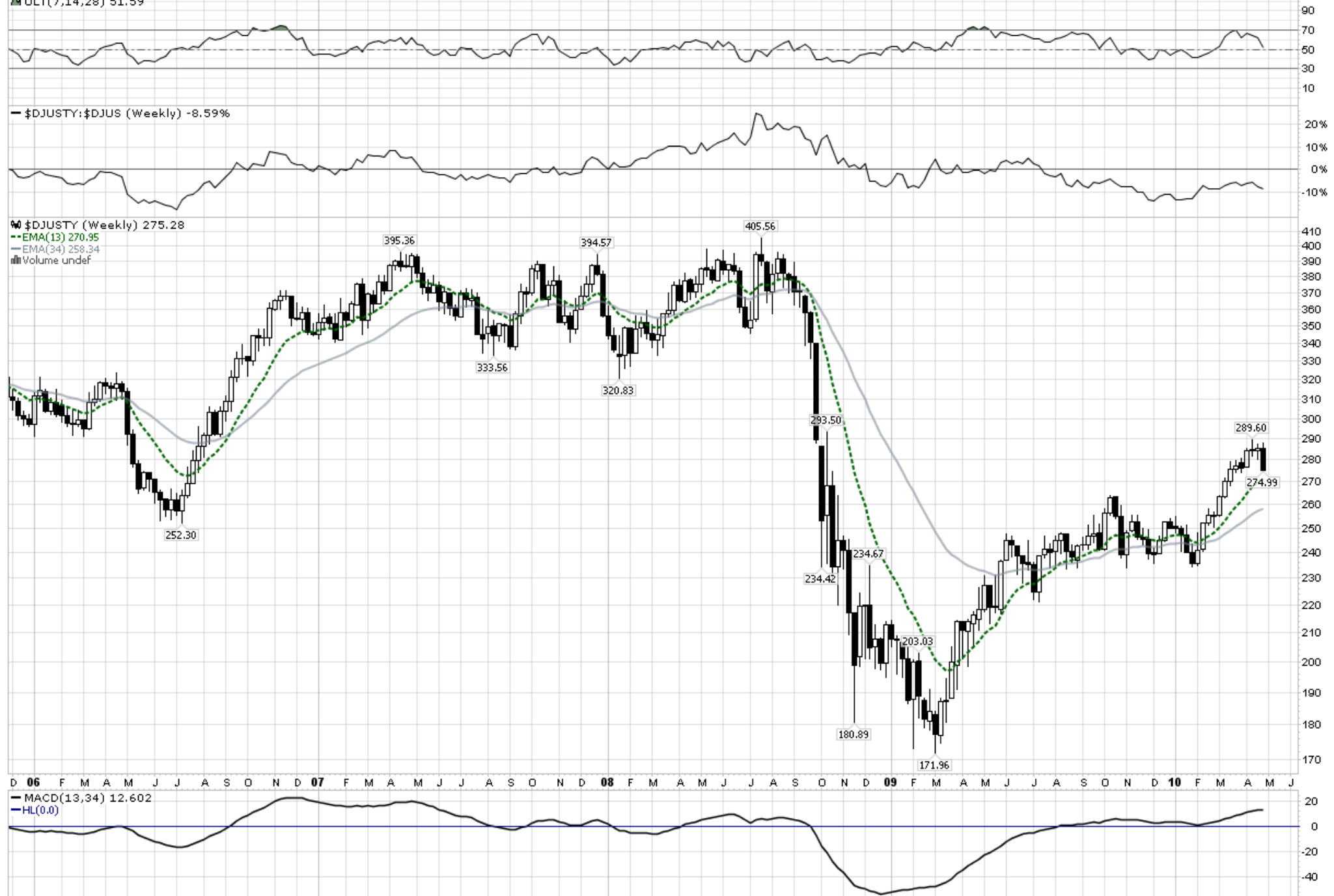
— \$DJUSTY:\$DJUS (Weekly) -8.59%

📊 \$DJUSTY (Weekly) 275.28

--- EMA(13) 270.95

— EMA(34) 258.34

▒ Volume undef



**\$DJUSUO** (Dow Jones US Gas, Water & Multiutilities Index) INDX

30-Apr-2010

© StockCharts.com

Open 129.37 High 129.52 Low 126.05 Close 128.10 Chg -1.29 (-1.00%) ▼

▲ ULT(7,14,28) 62.11

— \$DJUSUO:\$DJUS (Weekly) 4.72%

📊 \$DJUSUO (Weekly) 128.10

--- EMA(13) 124.83

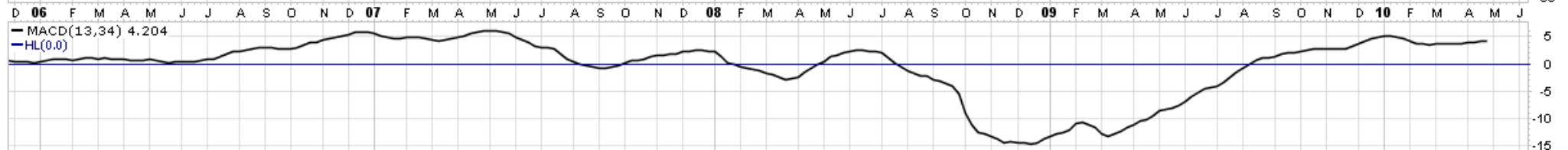
— EMA(34) 120.63

▒ Volume undef



— MACD(13,34) 4.204

— HL(0.0)



**\$DJUSVN** (Dow Jones US Distillers & Vintners Index) INDX

30-Apr-2010

© StockCharts.com

Open 97.78 High 98.38 Low 94.40 Close 94.95 Chg -2.84 (-2.90%) ▼

▲ ULT(7,14,28) 55.79



**\$DJUSVS** (Dow Jones US Small-Cap Value Index) INDX

30-Apr-2010

© StockCharts.com

Open 2274.59 High 2287.98 Low 2183.82 Close 2184.46 Chg -90.15 (-3.96%) ▼

▲ ULT(7,14,28) 58.61

— \$DJUSVS:\$DJUS (Weekly) 5.67%

📊 \$DJUSVS (Weekly) 2184.46

--- EMA(13) 2068.61

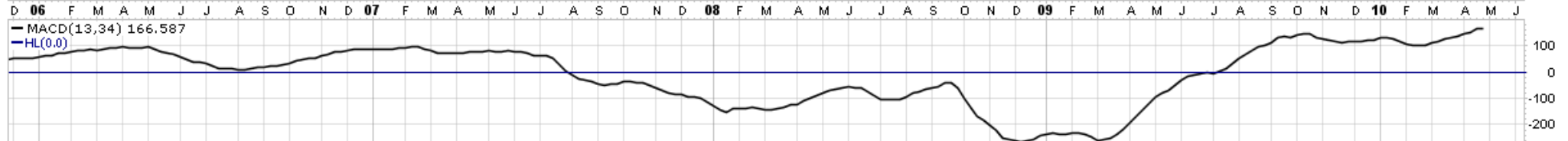
— EMA(34) 1902.02

▒ Volume undef



— MACD(13,34) 166.587

— HL(0,0)



**\$DJUSWC** (Dow Jones US Mobile Telecommunications Index) INDX

30-Apr-2010

© StockCharts.com

Open 128.16 High 132.12 Low 122.49 Close 128.01 Chg -0.20 (-0.16%) ▼

▲ ULT(7,14,28) 54.79





\$DJUSWU (Dow Jones US Water Index) INDX

30-Apr-2010

▲ ULT(7,14,28) 60.56

Open 618.29 High 624.99 Low 606.27 Close 618.27 Chg +1.84 (+0.30%) ▲

© StockCharts.com

— \$DJUSWU:\$DJUS (Weekly) -21.08%

📊 \$DJUSWU (Weekly) 618.27

--- EMA(13) 603.21

— EMA(34) 594.01

Volume undefi



**\$DJUSAE** (Dow Jones US Aerospace & Defense Index) INDX

30-Apr-2010

© StockCharts.com

Open 445.85 High 467.46 Low 441.30 Close 453.34 Chg +7.49 (+1.68%) ▲

▲ ULT(7,14,28) 58.22

— \$DJUSAE:\$DJUS (Monthly) 219.48%

📊 \$DJUSAE (Monthly) 453.34

--- EMA(13) 390.48

— EMA(34) 389.23

▒ Volume undef



— MACD(13,34) 1.253

— HL(0.0)



**\$DJUSAF** (Dow Jones US Delivery Services Index) INDX

30-Apr-2010

© StockCharts.com

Open 533.87 High 570.22 Low 519.96 Close 555.02 Chg +21.19 (+3.97%) ▲

▲ ULT(7,14,28) 55.30

— \$DJUSAF:\$DJUS (Monthly) 104.60%

📊 \$DJUSAF (Monthly) 555.02

--- EMA(13) 478.69

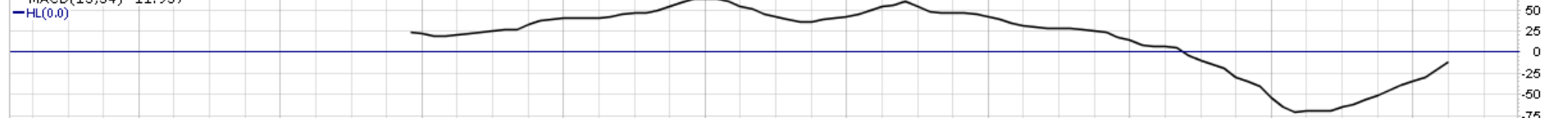
— EMA(34) 490.64

▒ Volume undef



— MACD(13,34) -11.957

— HL(0.0)



**\$DJUSAG** (Dow Jones US Asset Managers Index) INDX

30-Apr-2010

▲ ULT(7,14,28) 49.20

© StockCharts.com  
Open 118.21 High 124.61 Low 115.88 Close 118.33 Chg +0.26 (+0.22%) ▲

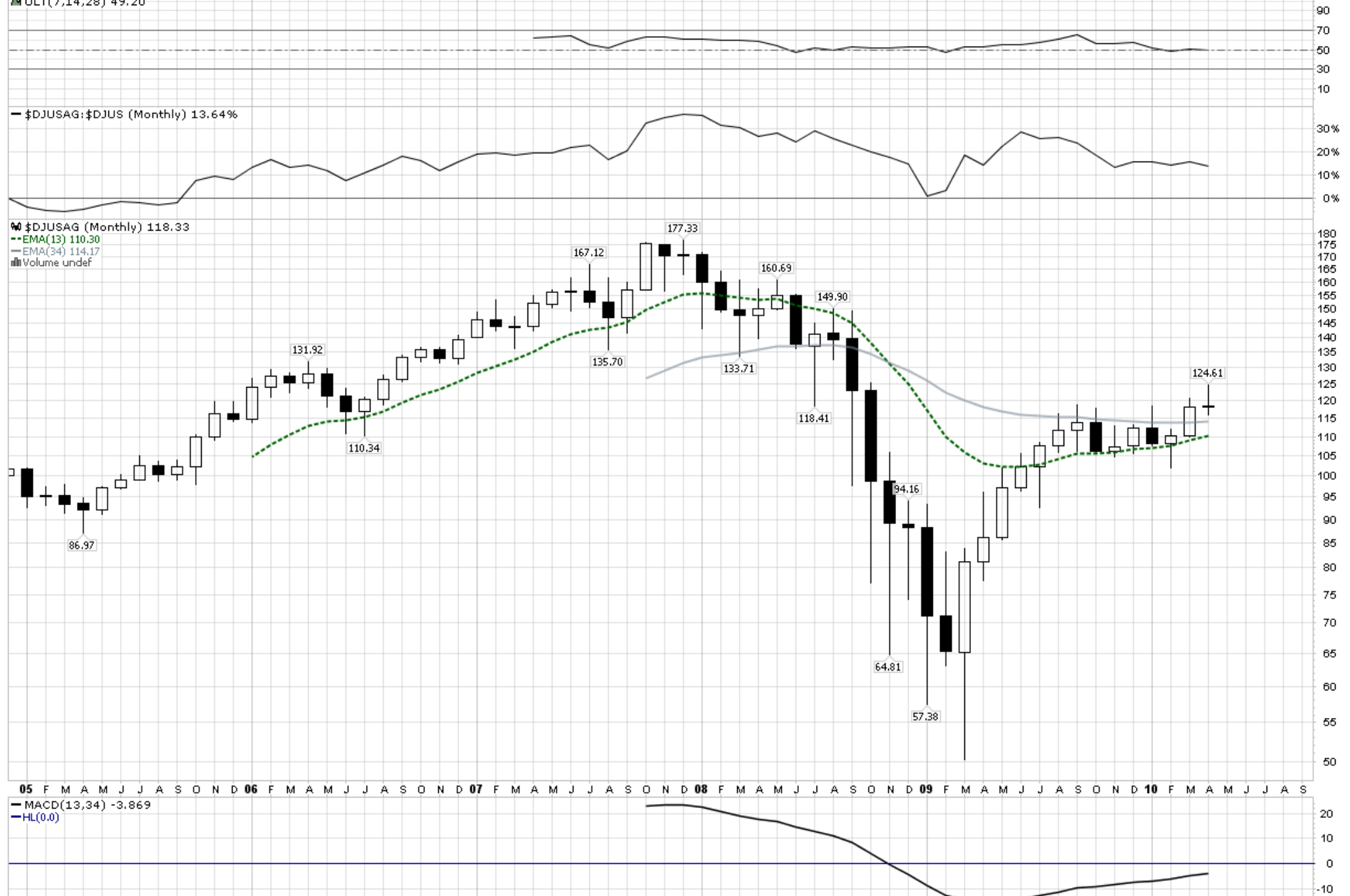
— \$DJUSAG:\$DJUS (Monthly) 13.64%

📊 \$DJUSAG (Monthly) 118.33

--- EMA(13) 110.30

— EMA(34) 114.17

▒ Volume undef



**\$DJUSAI** (Dow Jones US Electronic Equipment Index) INDX

30-Apr-2010

© StockCharts.com

Open 217.72 High 234.44 Low 217.41 Close 229.33 Chg +11.64 (+5.35%) ▲

▲ ULT(7,14,28) 61.22

— \$DJUSAI:\$DJUS (Monthly) -37.56%

📊 \$DJUSAI (Monthly) 229.33

--- EMA(13) 189.74

— EMA(34) 184.63

📊 Volume undef



— MACD(13,34) 5.112

— HL(0.0)



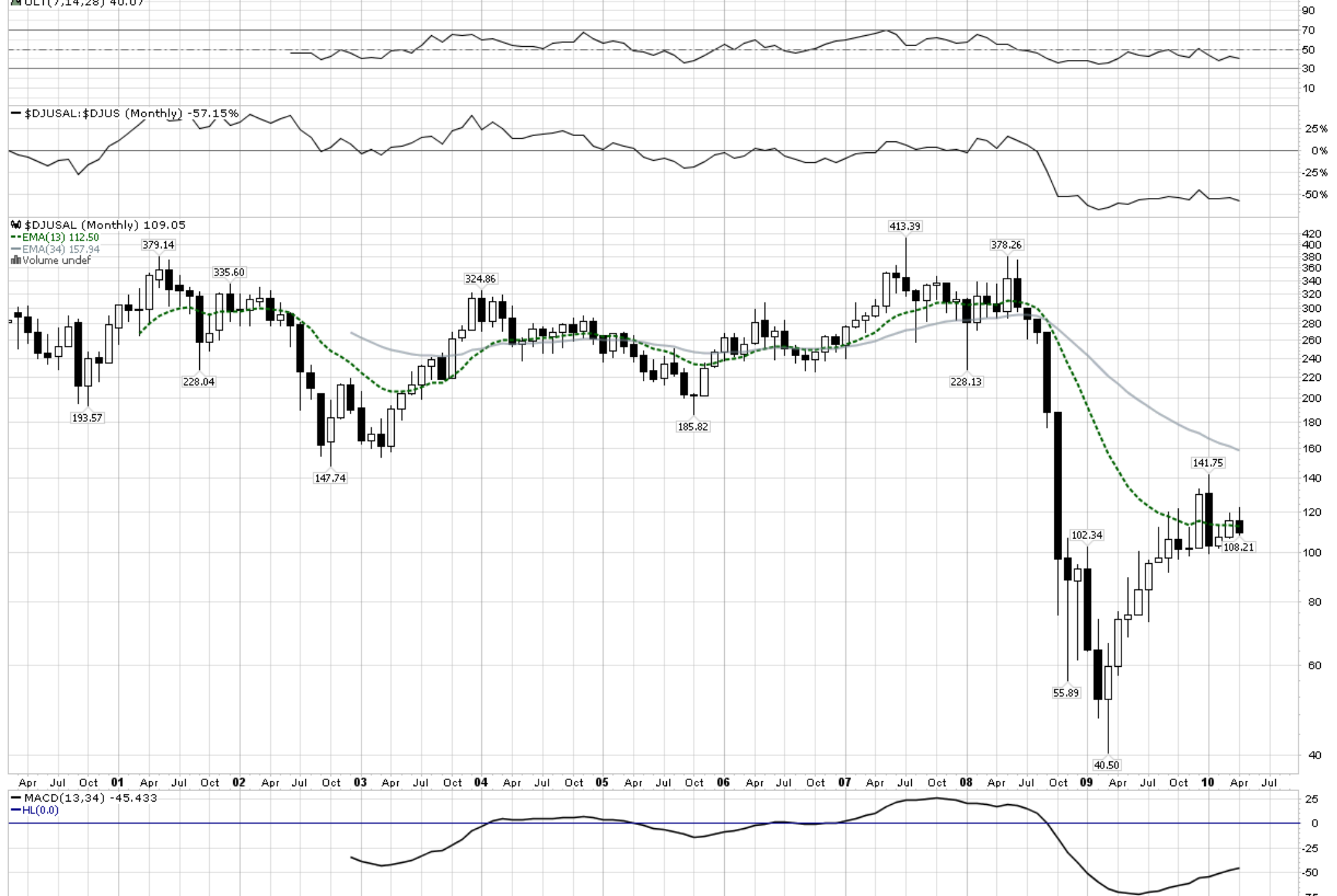
**\$DJUSAL** (Dow Jones US Aluminum Index) INDX

30-Apr-2010

© StockCharts.com

Open 115.10 High 122.27 Low 108.21 Close 109.05 Chg -6.01 (-5.22%) ▼

▲ ULT(7,14,28) 40.07



**\$DJUSAM** (Dow Jones US Medical Equipment Index) INDX

30-Apr-2010

▲ ULT(7,14,28) 60.35

© StockCharts.com  
Open 510.77 High 525.93 Low 504.71 Close 512.77 Chg +2.04 (+0.40%) ▲

— \$DJUSAM:\$DJUS (Monthly) 106.53%

📊 \$DJUSAM (Monthly) 512.77

--- EMA(13) 463.78

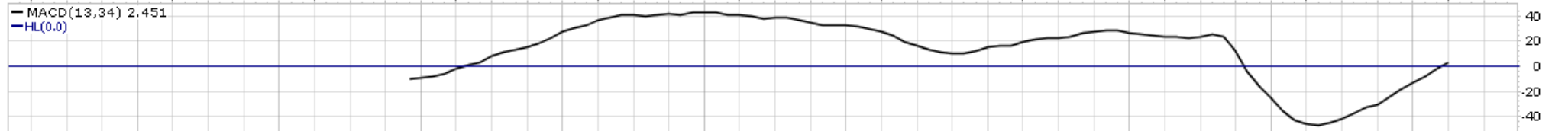
— EMA(34) 461.33

▒ Volume undef



— MACD(13,34) 2.451

— HL(0.0)



# \$DJUSAP (Dow Jones US Automobiles & Parts Index) IND.X

30-Apr-2010

© StockCharts.com

Open 178.90 High 201.84 Low 177.43 Close 188.55 Chg +9.68 (+5.41%) ▲

▲ ULT(7,14,28) 56.44

— \$DJUSAP:\$DJUS (Monthly) -33.77%

📊 \$DJUSAP (Monthly) 188.55

--- EMA(13) 148.63

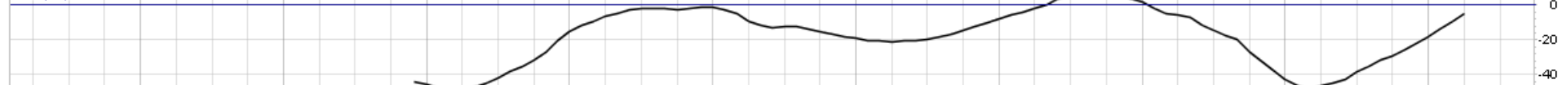
— EMA(34) 153.55

📊 Volume undef



— MACD(13,34) -4.918

— HL(0.0)





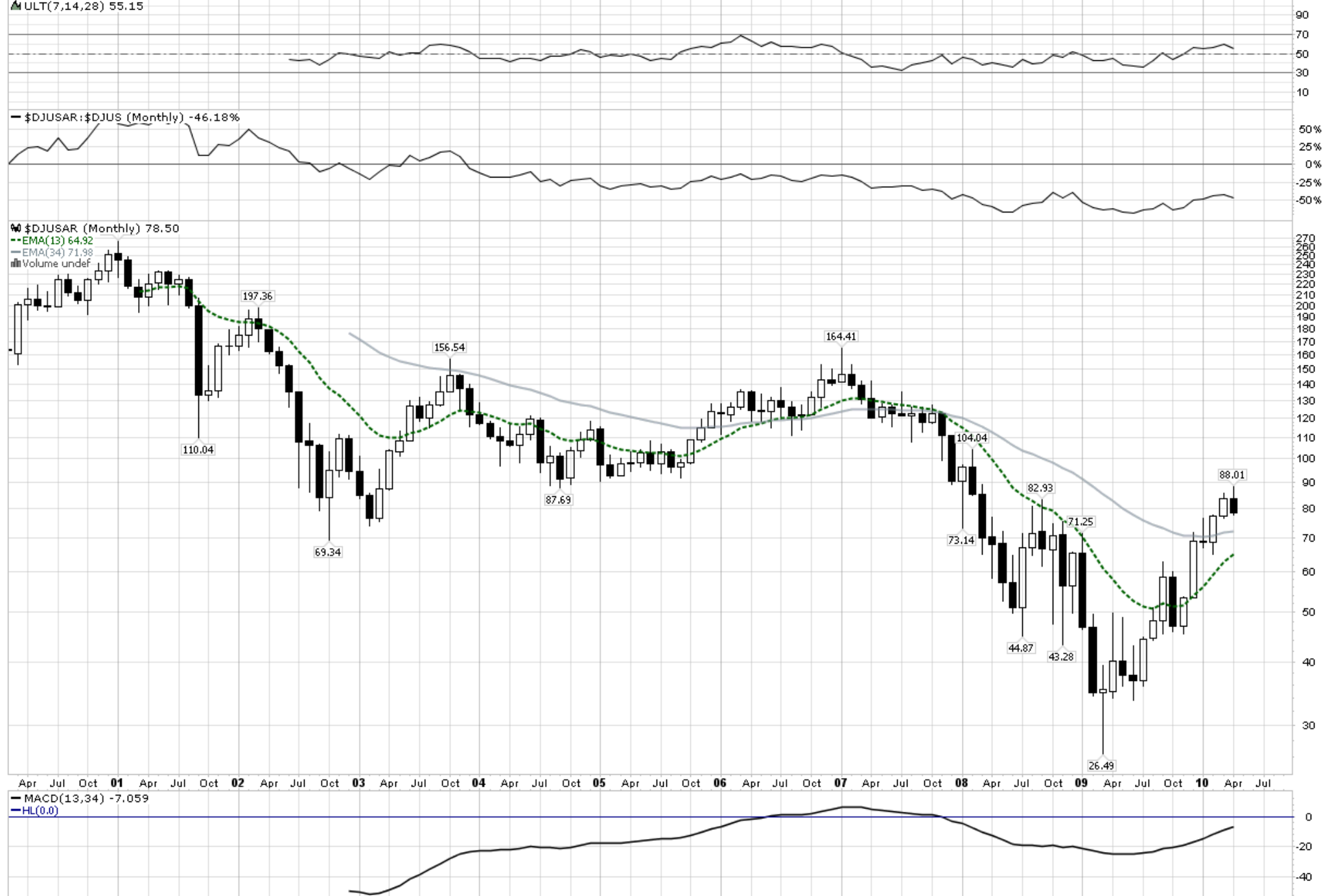
# \$DJUSAR (Dow Jones US Airlines Index) INDX

30-Apr-2010

▲ ULT(7,14,28) 55.15

© StockCharts.com

Open 83.72 High 88.01 Low 77.53 Close 78.50 Chg -5.23 (-6.25%) ▼



**\$DJUSAS** (Dow Jones US Aerospace Index) INDX

30-Apr-2010

© StockCharts.com

Open 490.77 High 516.67 Low 482.21 Close 499.20 Chg +8.47 (+1.73%) ▲

▲ ULT(7,14,28) 58.45

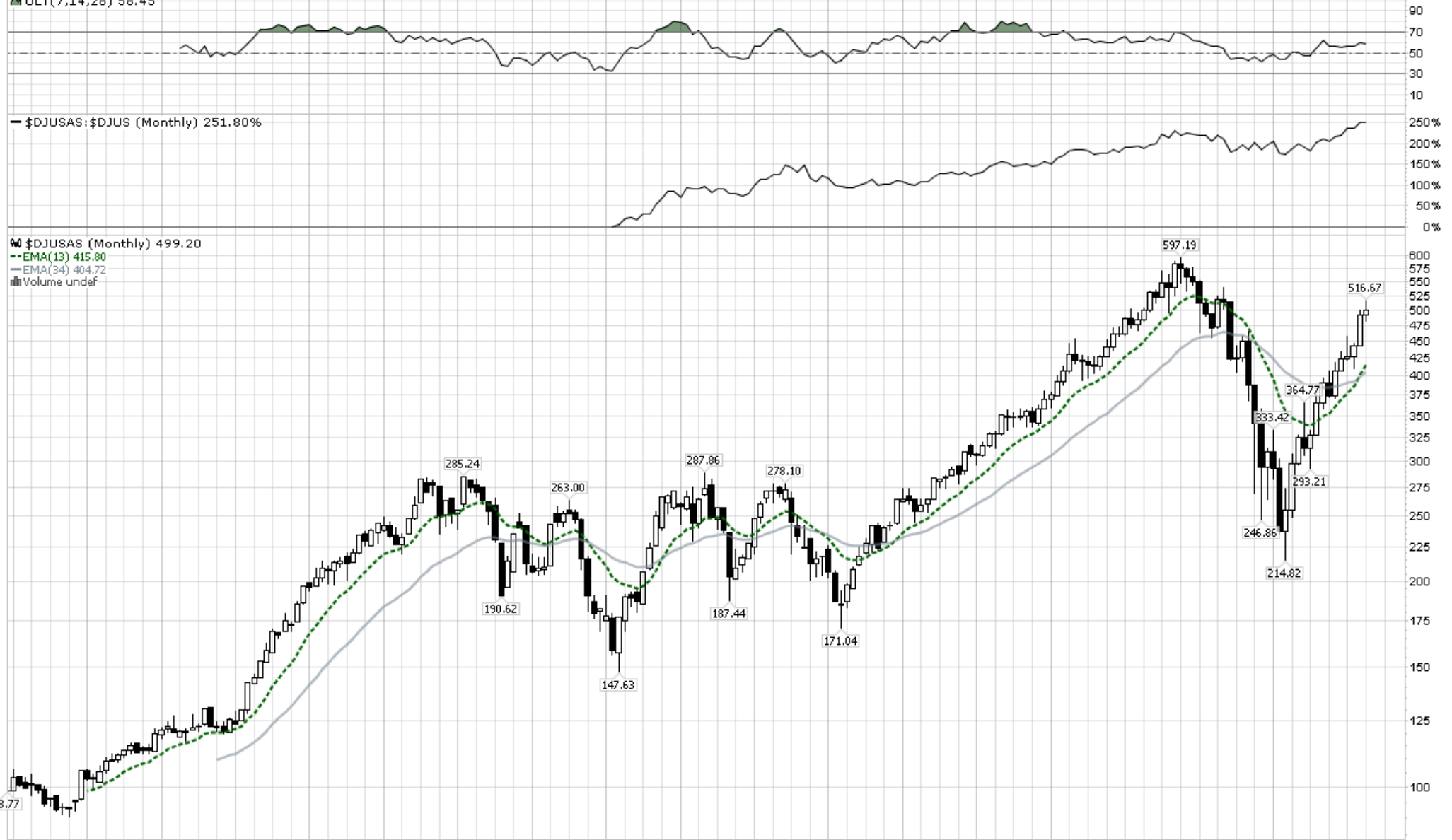
— \$DJUSAS:\$DJUS (Monthly) 251.80%

📊 \$DJUSAS (Monthly) 499.20

--- EMA(13) 415.80

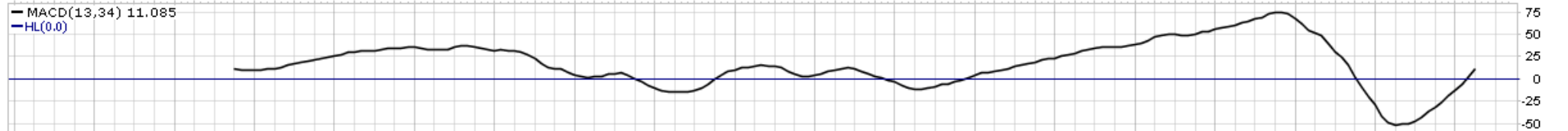
— EMA(34) 404.72

▒ Volume undef



— MACD(13,34) 11.085

— HL(0.0)



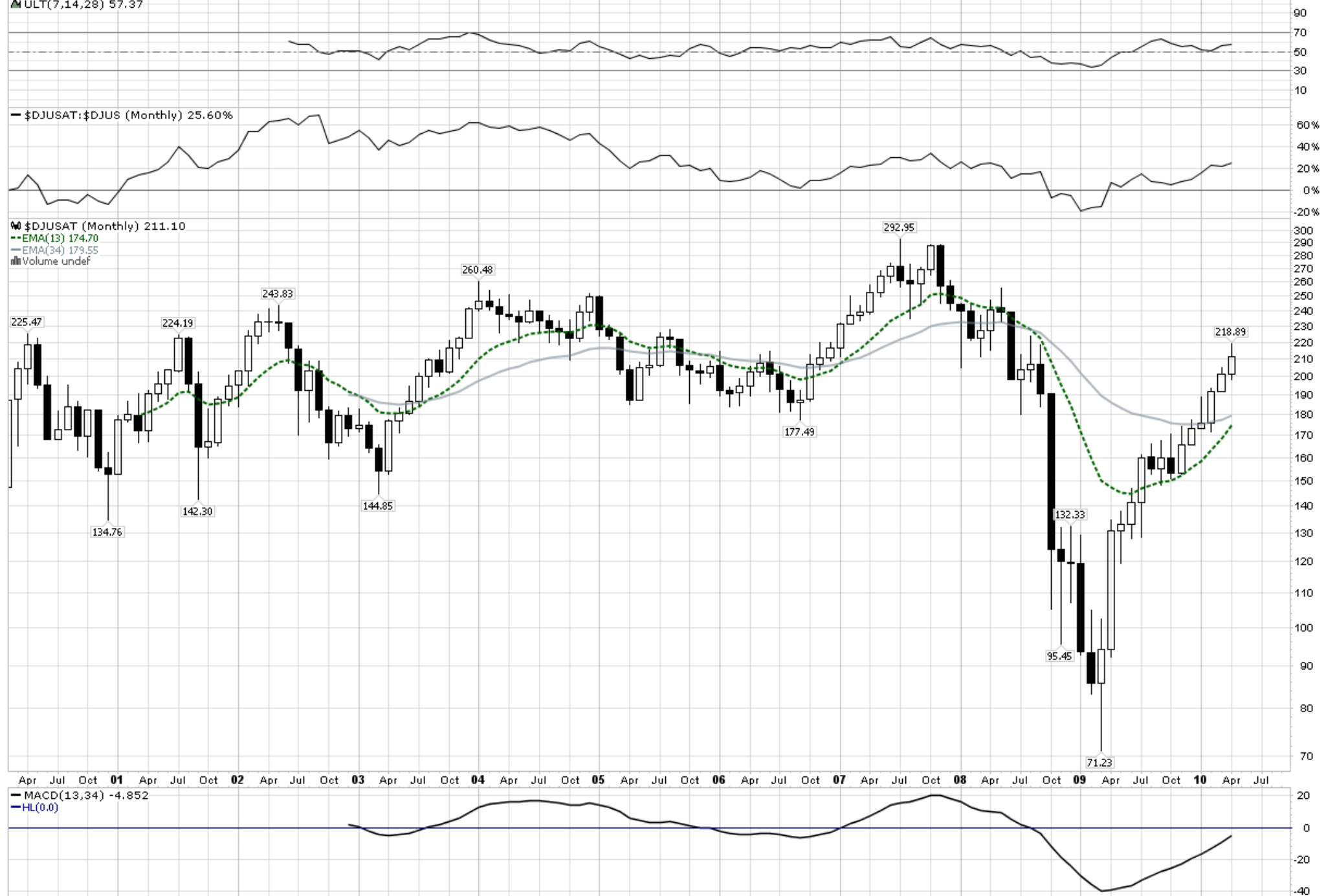
# **\$DJUSAT** (Dow Jones US Auto Parts Index) INDX

30-Apr-2010

▲ ULT(7,14,28) 57.37

Open 201.67 High 218.89 Low 198.40 Close 211.10 Chg +9.50 (+4.71%) ▲

© StockCharts.com



**\$DJUSAU** (Dow Jones US Automobiles Index) INDX

30-Apr-2010

© StockCharts.com

Open 139.50 High 163.72 Low 138.96 Close 147.60 Chg +8.25 (+5.92%) ▲

▲ ULT(7,14,28) 55.17

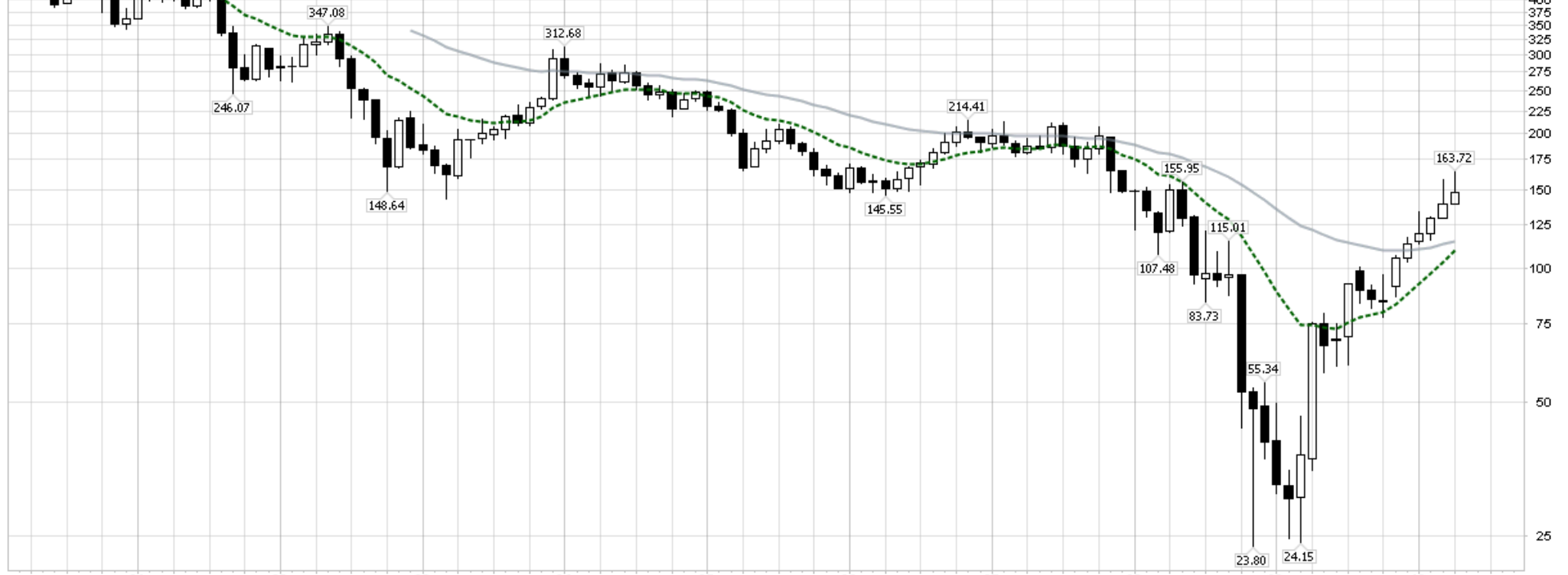
— \$DJUSAU:\$DJUS (Monthly) -61.14%

📊 \$DJUSAU (Monthly) 147.60

--- EMA(13) 109.52

— EMA(34) 114.80

▒ Volume undef



— MACD(13,34) -5.284

— HL(0.0)



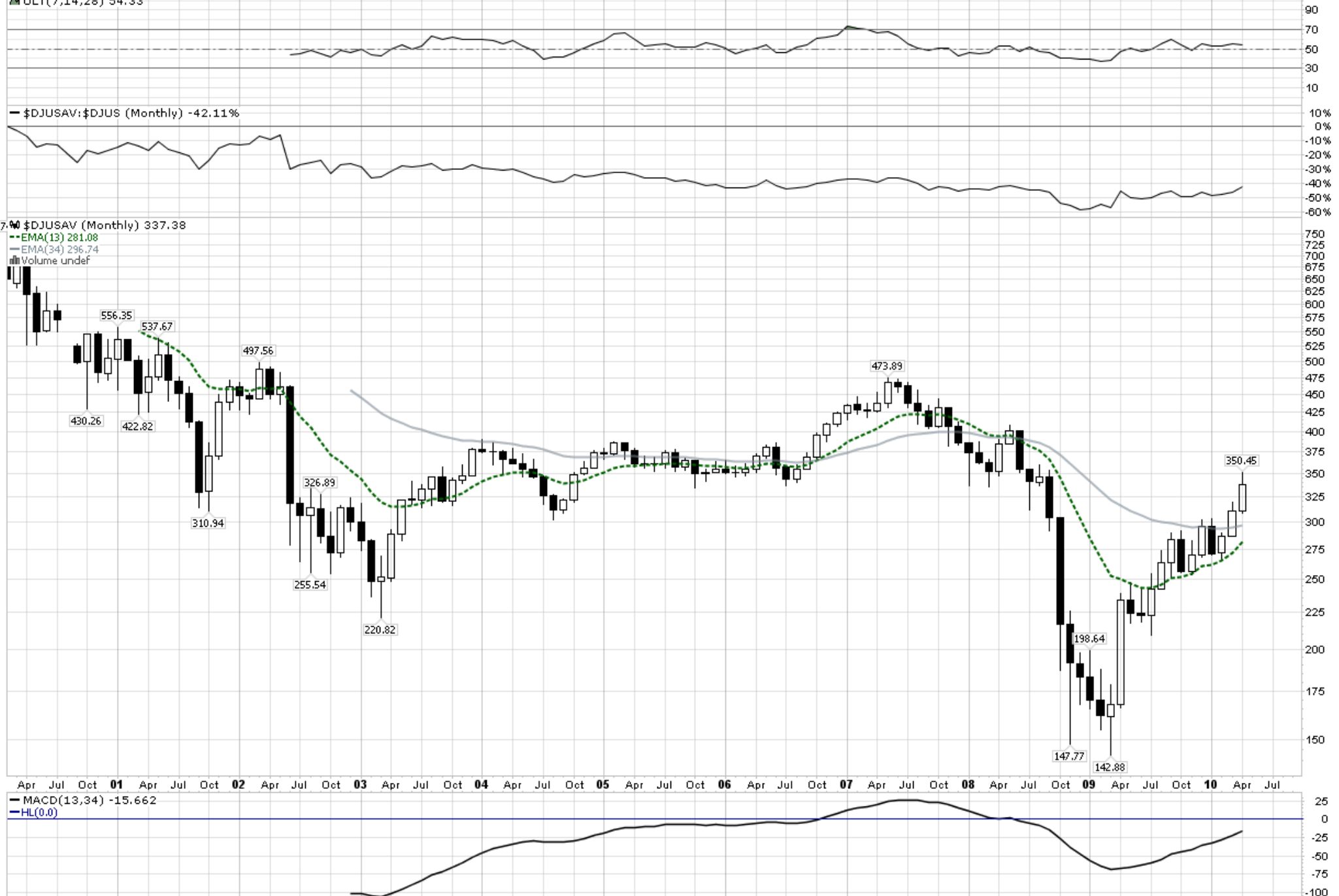
**\$DJUSAV** (Dow Jones US Media Agencies Index) INDX

30-Apr-2010

▲ ULT(7,14,28) 54.33

Open 310.05 High 350.45 Low 308.41 Close 337.38 Chg +27.36 (+8.83%) ▲

© StockCharts.com



**\$DJUSBC (Dow Jones US Broadcasting & Entertainment Index) INDX**

30-Apr-2010

© StockCharts.com

▲ ULT(7,14,28) 62.83

Open 400.05 High 431.32 Low 399.60 Close 423.85 Chg +23.81 (+5.95%) ▲

— \$DJUSBC:\$DJUS (Monthly) -41.51%

8:40 \$DJUSBC (Monthly) 423.85

--- EMA(13) 346.35

--- EMA(34) 348.35

Volume undef



— MACD(13,34) -2.005

— HL(0.0)

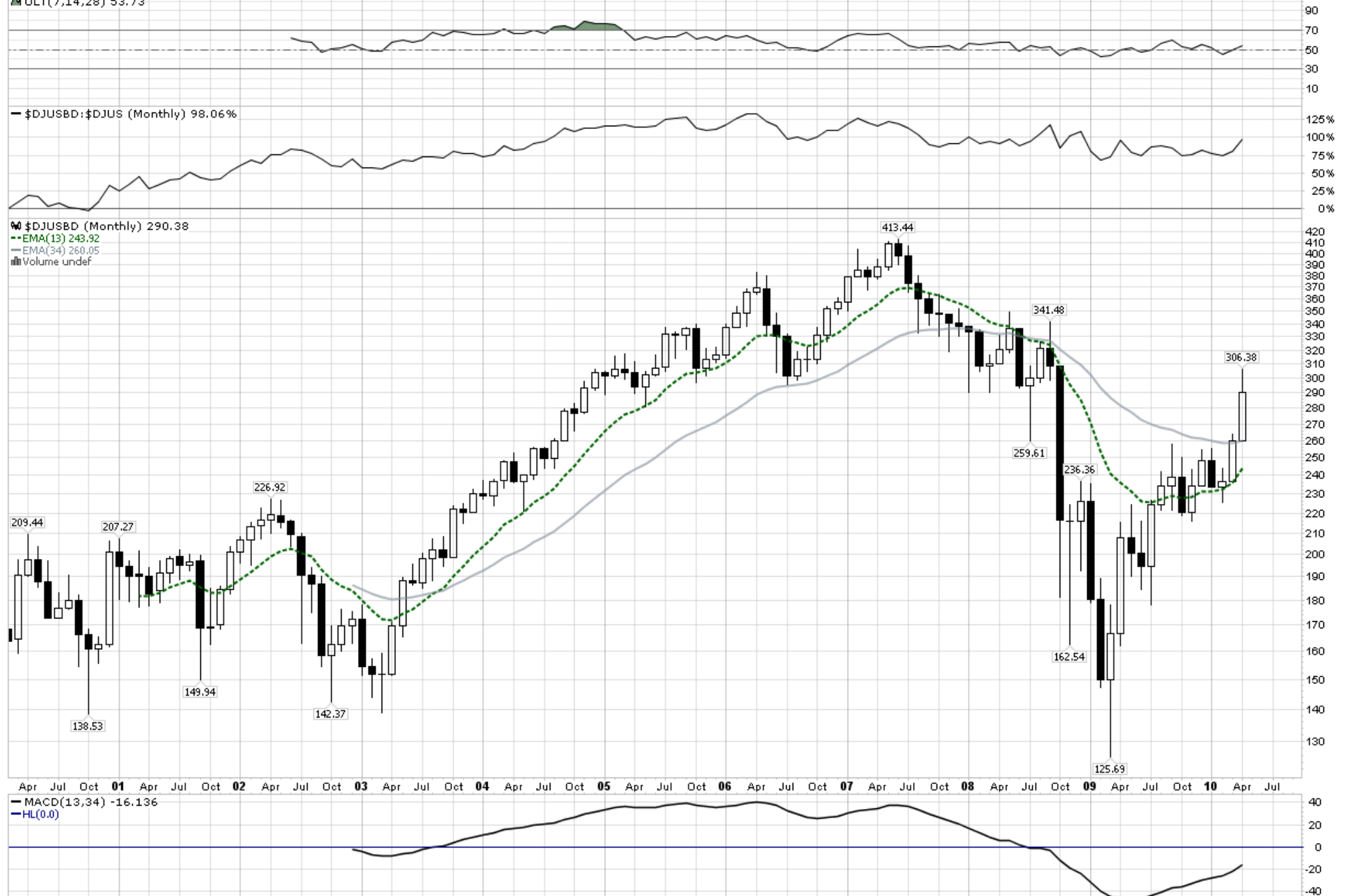


**\$DJUSBD** (Dow Jones US Building Materials & Fixtures Index) IND.X

30-Apr-2010

▲ ULT(7,14,28) 53.73

© StockCharts.com  
Open 260.02 High 306.38 Low 260.02 Close 290.38 Chg +30.42 (+11.70%) ▲



**\$DJUSBE** (Dow Jones US Business Training & Employment Agencies Index) INDX

30-Apr-2010

▲ ULT(7,14,28) 42.29

© StockCharts.com

Open 99.63 High 107.09 Low 95.51 Close 95.89 Chg -3.58 (-3.60%) ▼



05 F M A M J J A S O N D 06 F M A M J J A S O N D 07 F M A M J J A S O N D 08 F M A M J J A S O N D 09 F M A M J J A S O N D 10 F M A M J J A S

MACD(13,34) -2.752

HL(0.0)

5  
0  
-5  
-10  
-15  
-20



\$DJUSBK (Dow Jones US Banks Index) IND.X

30-Apr-2010

▲ ULT(7,14,28) 50.22

© StockCharts.com  
Open 241.21 High 266.29 Low 241.21 Close 248.65 Chg +7.44 (+3.08%) ▲

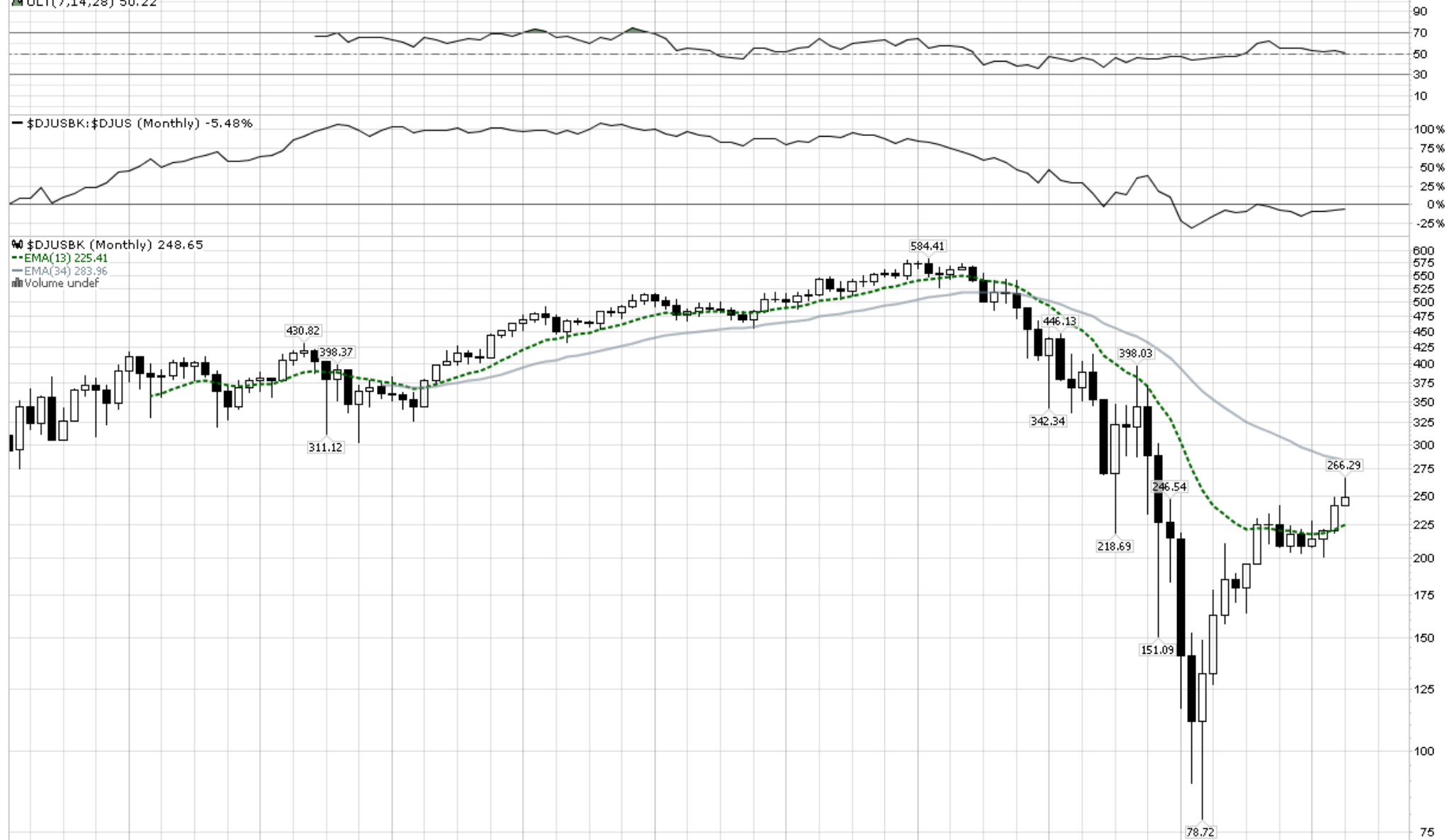
— \$DJUSBK:\$DJUS (Monthly) -5.48%

📊 \$DJUSBK (Monthly) 248.65

--- EMA(13) 225.41

— EMA(34) 283.96

▒ Volume undef



— MACD(13,34) -58.547

— HL(0.0)



**\$DJUSBM** (Dow Jones US Basic Materials Index) INDX

30-Apr-2010

© StockCharts.com

Open 254.23 High 267.27 Low 252.62 Close 255.71 Chg +1.47 (+0.58%) ▲

▲ ULT(7,14,28) 51.04

— \$DJUSBM:\$DJUS (Monthly) 94.46%

📊 \$DJUSBM (Monthly) 255.71

--- EMA(13) 225.03

— EMA(34) 224.92

▒ Volume undef



**\$DJUSBS** (Dow Jones US Basic Resources Index) INDX

30-Apr-2010

© StockCharts.com

▲ ULT(7,14,28) 47.37

Open 254.27 High 269.13 Low 246.87 Close 247.55 Chg -6.67 (-2.62%) ▼

— \$DJUSBS:\$DJUS (Monthly) 40.20%

📊 \$DJUSBS (Monthly) 247.55

--- EMA(13) 222.84

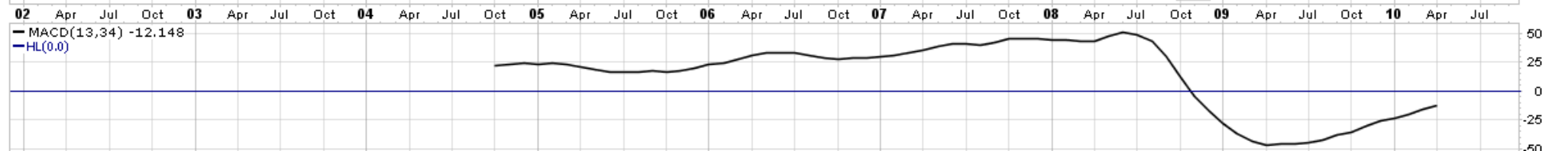
— EMA(34) 234.99

▒ Volume undef



— MACD(13,34) -12.148

— HL(0.0)



**\$DJUSBT** (Dow Jones US Biotechnology Index) INDEX

30-Apr-2010

© StockCharts.com

Open 540.03 High 548.36 Low 512.74 Close 523.61 Chg -16.36 (-3.03%) ▼

▲ ULT(7,14,28) 55.76

— \$DJUSBT:\$DJUS (Monthly) -2.27%

📊 \$DJUSBT (Monthly) 523.61

--- EMA(13) 502.74

— EMA(34) 483.17

▒ Volume undef



**\$DJUSBV** (Dow Jones US Beverages Index) INDX

30-Apr-2010

© StockCharts.com

Open 347.01 High 350.13 Low 334.67 Close 340.69 Chg -6.32 (-1.82%) ▼

▲ ULT(7,14,28) 54.45

— \$DJUSBV:\$DJUS (Monthly) 22.78%

📊 \$DJUSBV (Monthly) 340.69

--- EMA(13) 320.92

— EMA(34) 307.61

▒ Volume undef



— MACD(13,34) 13.310

— HL(0.0)







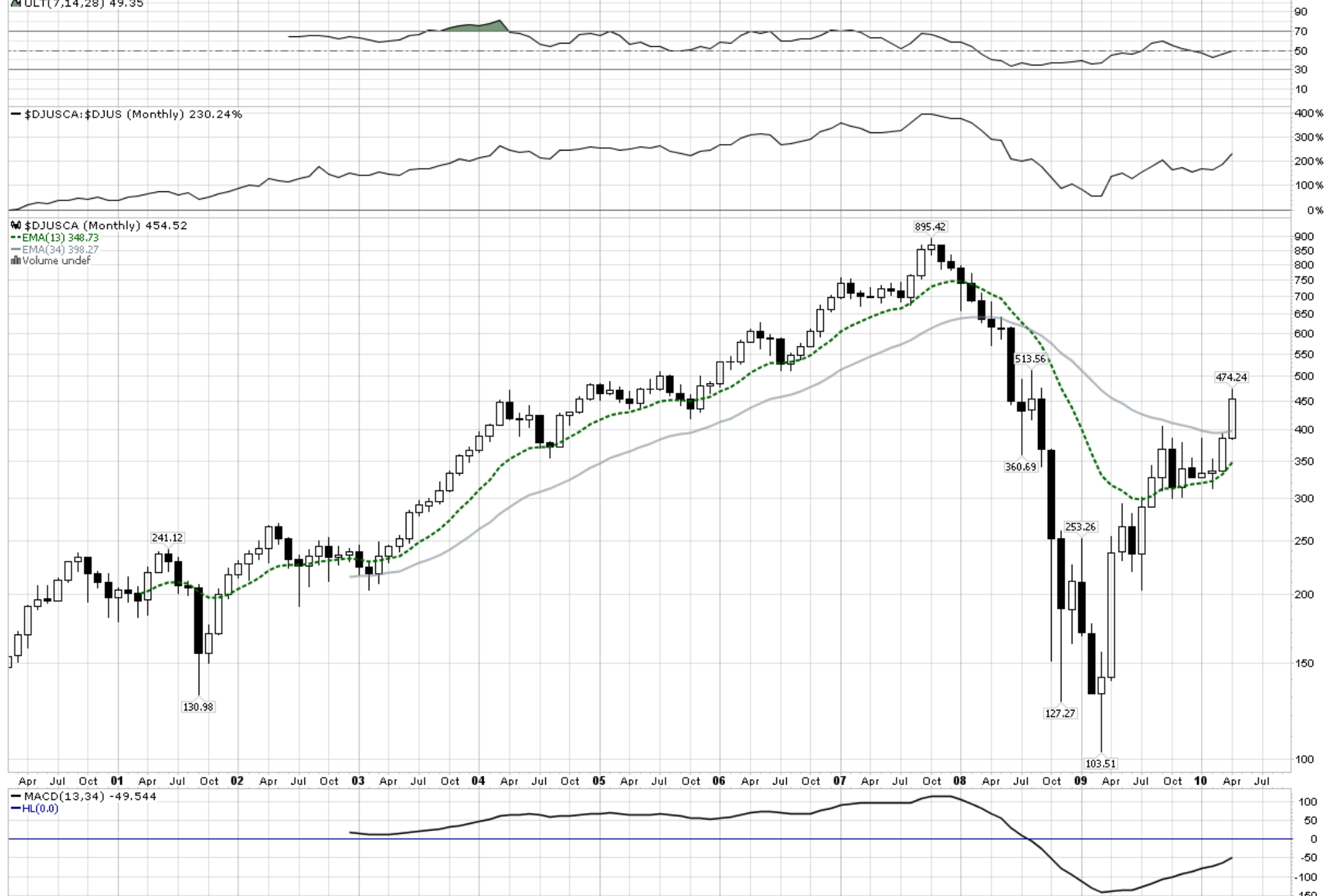
**\$DJUSCA** (Dow Jones US Gambling Index) INDX

30-Apr-2010

▲ ULT(7,14,28) 49.35

Open 386.02 High 474.24 Low 383.46 Close 454.52 Chg +68.85 (+17.85%) ▲

© StockCharts.com





**\$DJUSCC** (Dow Jones US Commodity Chemicals Index) INDX

30-Apr-2010

© StockCharts.com

Open 203.83 High 219.41 Low 203.83 Close 211.76 Chg +7.91 (+3.88%) ▲

▲ ULT(7,14,28) 53.24

— \$DJUSCC:\$DJUS (Monthly) 23.66%

📊 \$DJUSCC (Monthly) 211.76

--- EMA(13) 186.04

— EMA(34) 189.96

▒ Volume undef

233.09

199.58

190.32

140.18

129.88

134.72

250.83

183.92

271.19

111.79

142.22

88.03

219.41

Apr Jul Oct **01** Apr Jul Oct **02** Apr Jul Oct **03** Apr Jul Oct **04** Apr Jul Oct **05** Apr Jul Oct **06** Apr Jul Oct **07** Apr Jul Oct **08** Apr Jul Oct **09** Apr Jul Oct **10** Apr Jul

— MACD(13,34) -3.918

— HL(0.0)

**\$DJUSCE** (Dow Jones US Consumer Electronics Index) INDX

30-Apr-2010

© StockCharts.com

Open 501.29 High 529.30 Low 468.11 Close 468.44 Chg -30.65 (-6.14%) ▼

▲ ULT(7,14,28) 47.33

— \$DJUSCE:\$DJUS (Monthly) 288.38%

📊 \$DJUSCE (Monthly) 468.44

--- EMA(13) 400.77

— EMA(34) 484.31

▒ Volume undef



— MACD(13,34) -83.544

— HL(0.0)

**\$DJUSCF** (Dow Jones US Clothing & Accessories Index) INDX

30-Apr-2010

© StockCharts.com

Open 152.31 High 170.15 Low 152.31 Close 162.16 Chg +9.92 (+6.52%) ▲

▲ ULT(7,14,28) 58.12

— \$DJUSCF:\$DJUS (Monthly) 143.58%

📊 \$DJUSCF (Monthly) 162.16

--- EMA(13) 130.72

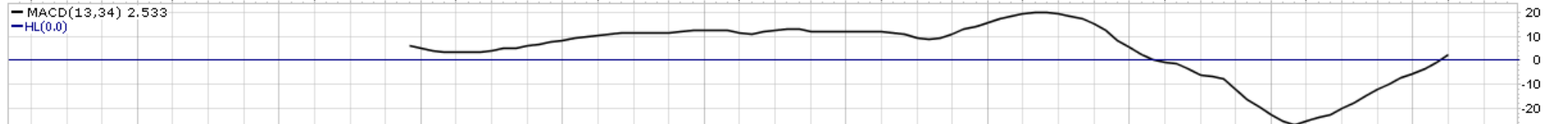
— EMA(34) 128.19

▒ Volume undef



— MACD(13,34) 2.533

— HL(0.0)



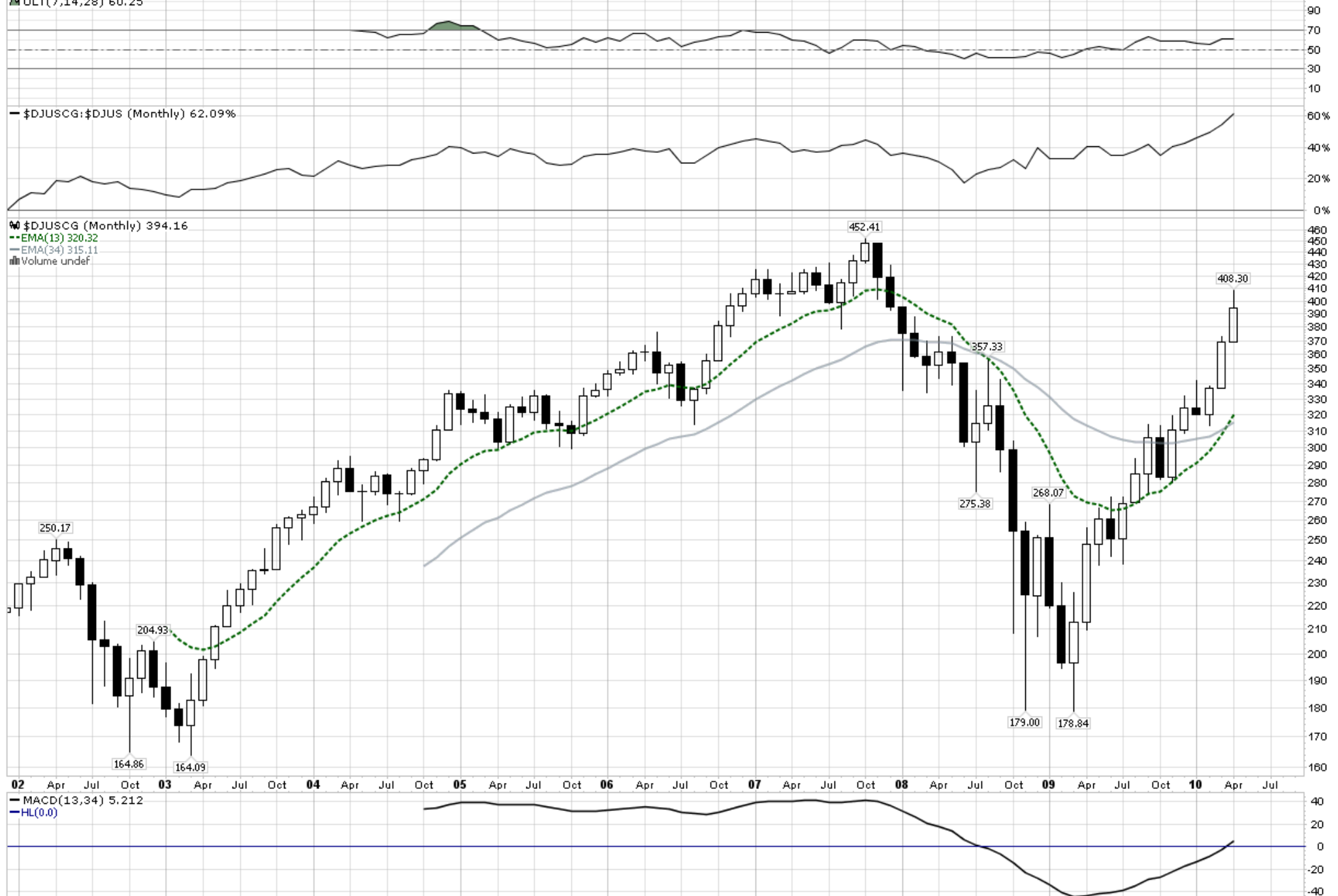
**\$DJUSCG** (Dow Jones US Travel & Leisure Index) INDX

30-Apr-2010

▲ ULT(7,14,28) 60.25

Open 368.98 High 408.30 Low 368.98 Close 394.16 Chg +25.17 (+6.82%) ▲

© StockCharts.com



**\$DJUSCH** (Dow Jones US Chemicals Index) IND.X

30-Apr-2010

© StockCharts.com

▲ ULT(7,14,28) 54.31

Open 277.83 High 296.46 Low 277.83 Close 287.94 Chg +10.09 (+3.63%) ▲

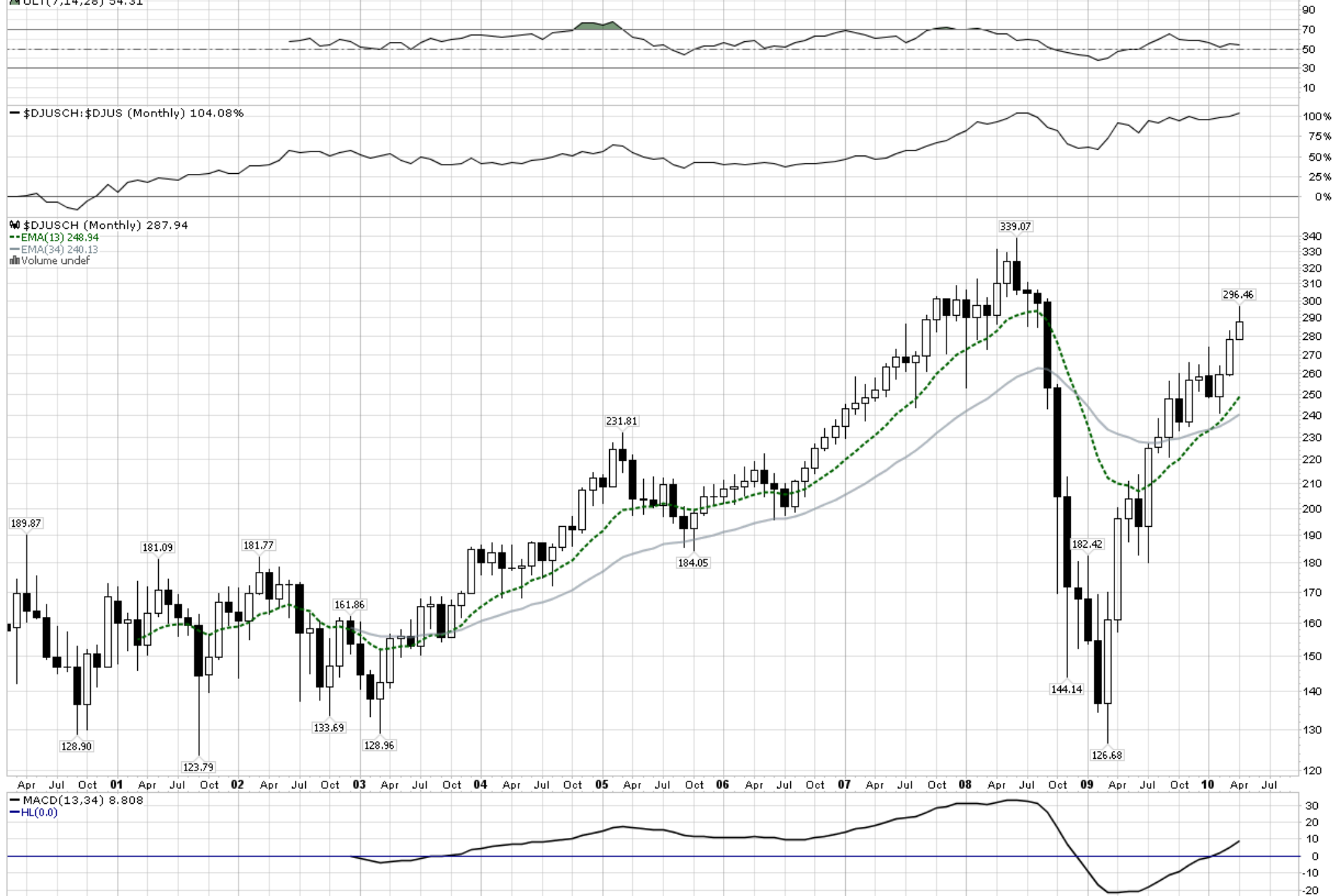
— \$DJUSCH:\$DJUS (Monthly) 104.08%

📊 \$DJUSCH (Monthly) 287.94

--- EMA(13) 248.94

— EMA(34) 240.13

▒ Volume undef



\$DJUSCL (Dow Jones US Coal Index) INDX

30-Apr-2010

© StockCharts.com

Open 352.54 High 375.51 Low 338.91 Close 343.25 Chg -8.14 (-2.32%)

▲ ULT(7,14,28) 42.61

— \$DJUSCL:\$DJUS (Monthly) 172.96%

● \$DJUSCL (Monthly) 343.25

--- EMA(13) 304.65

— EMA(34) 299.95

■ Volume undef



— MACD(13,34) 4.703

— HL(0.0)

**\$DJUSCM** (Dow Jones US Personal Products Index) INDX

30-Apr-2010

© StockCharts.com

Open 323.92 High 326.39 Low 316.72 Close 318.49 Chg -5.40 (-1.67%)

▲ ULT(7,14,28) 59.40

— \$DJUSCM:\$DJUS (Monthly) 85.52%

📊 \$DJUSCM (Monthly) 318.49

--- EMA(13) 296.83


— EMA(34) 284.07

▒ Volume undef



— MACD(13,34) 12.755

— HL(0.0)



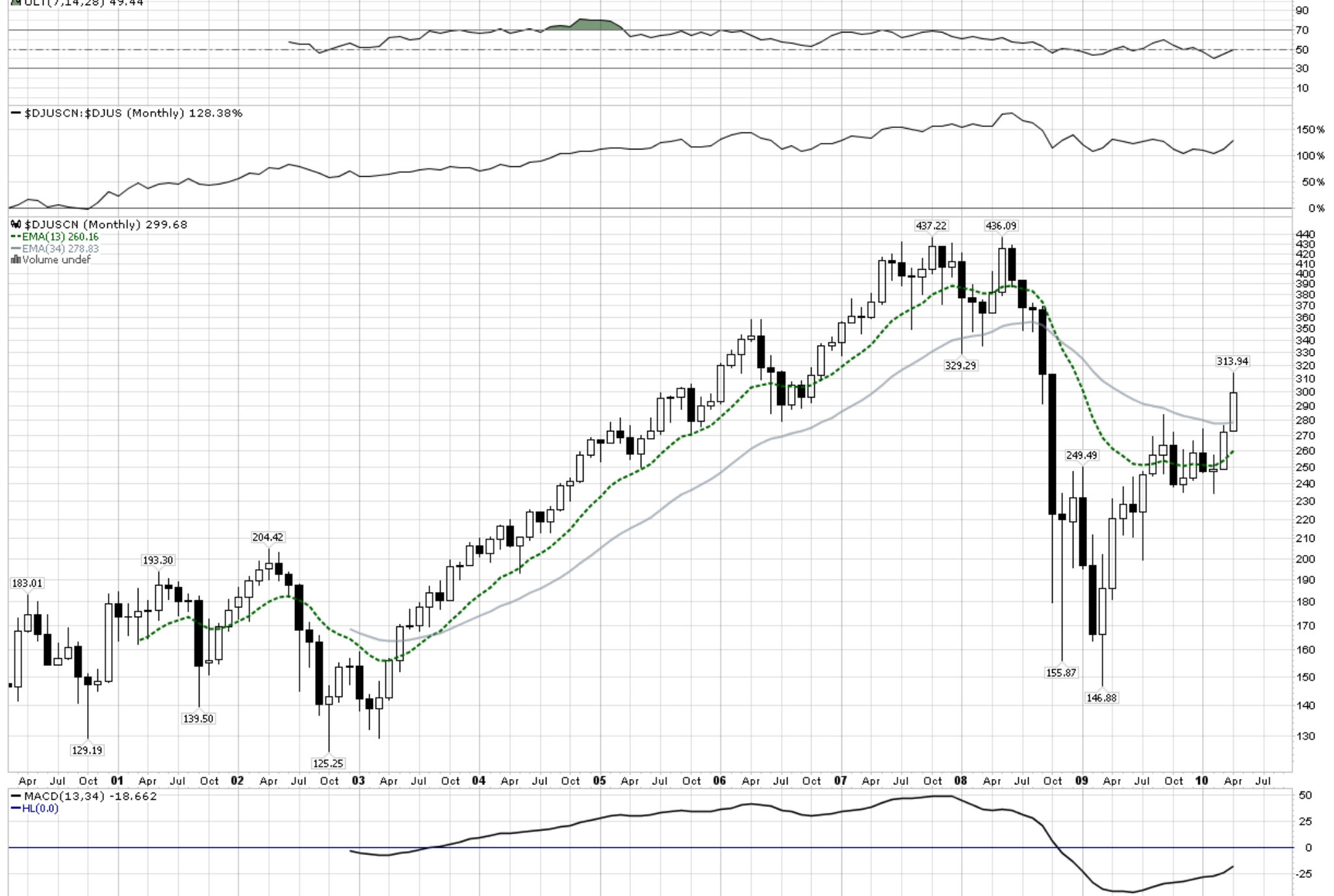
**\$DJUSCN** (Dow Jones US Construction & Materials Index) INDX

30-Apr-2010

© StockCharts.com

▲ ULT(7,14,28) 49.44

Open 272.34 High 313.94 Low 272.34 Close 299.68 Chg +27.42 (+10.07%) ▲



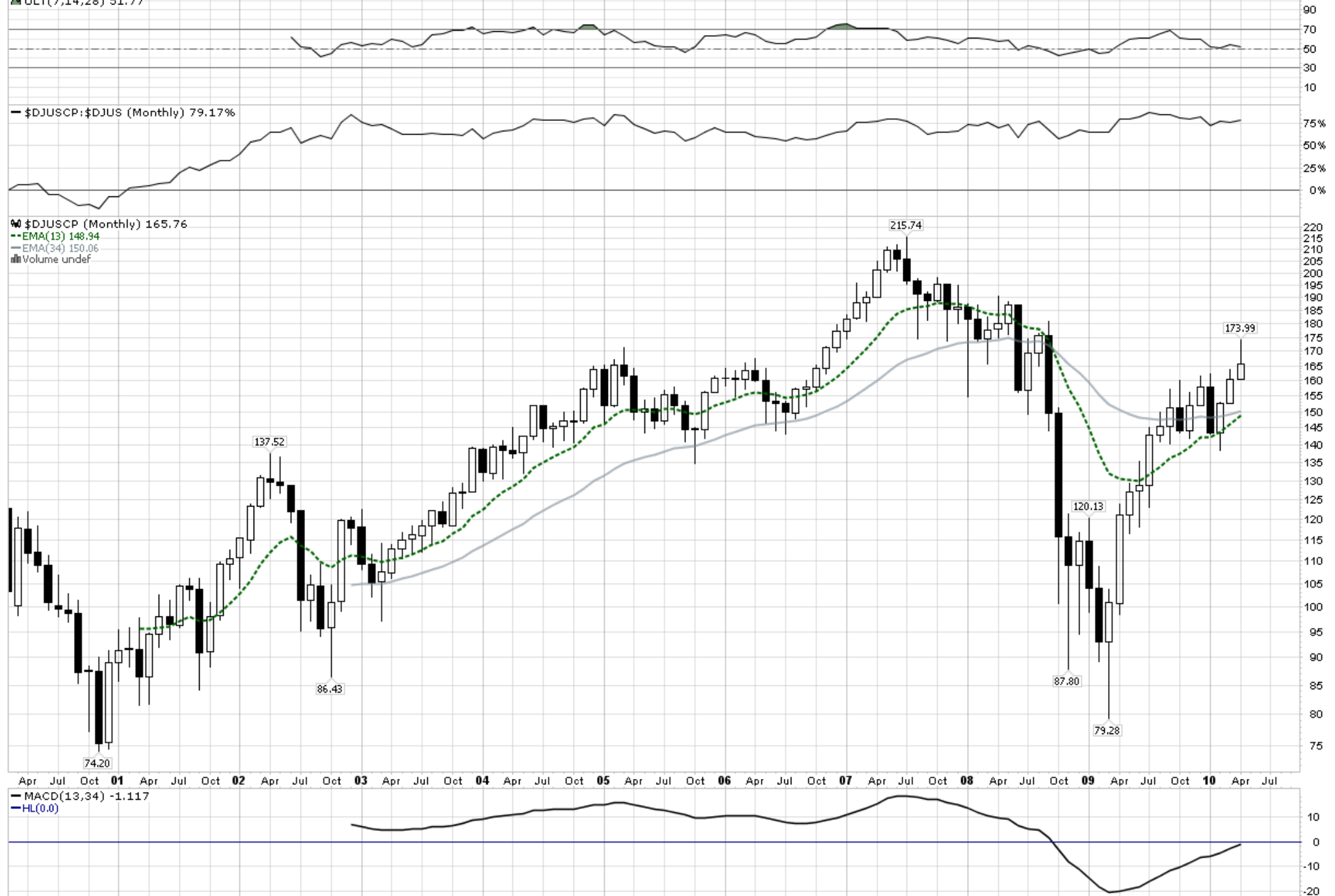


# \$DJUSCP (Dow Jones US Containers & Packaging Index) INDX

30-Apr-2010

Open 160.44 High 173.99 Low 160.44 Close 165.76 Chg +5.36 (+3.34%) ▲

▲ ULT(7,14,28) 51.77



**\$DJUSCR** (Dow Jones US Computer Hardware Index) IND.X

30-Apr-2010

© StockCharts.com

Open 738.31 High 819.61 Low 734.49 Close 781.95 Chg +43.67 (+5.92%) ▲

▲ ULT(7,14,28) 58.79

— \$DJUSCR:\$DJUS (Monthly) 9.75%

📊 \$DJUSCR (Monthly) 781.95

— EMA(13) 637.43

— EMA(34) 577.33

📊 Volume undef

686.46

405.24

557.85

473.44

296.57

243.98

211.93

304.28

771.33

524.44

686.37

328.29

819.61

— MACD(13,34) 60.098

— HL(0.0)

**\$DJUSCS** (Dow Jones US Specialized Consumer Services Index) INDX

30-Apr-2010

© StockCharts.com

Open 688.68 High 706.75 Low 650.18 Close 650.43 Chg -36.61 (-5.33%) ▼

▲ ULT(7,14,28) 51.04

— \$DJUSCS:\$DJUS (Monthly) -18.44%

10 \$DJUSCS (Monthly) 650.43

--- EMA(13) 615.18

— EMA(34) 629.03

■ Volume undef



— MACD(13,34) -13.848

— HL(0.0)



# **\$DJUSCT** (Dow Jones US Telecommunications Equipment Index) INDEX

30-Apr-2010

© StockCharts.com

Open 672.22 High 698.22 Low 666.33 Close 670.24 Chg -1.41 (-0.21%) ▼

▲ ULT(7,14,28) 49.14



**\$DJUSCX** (Dow Jones US Specialty Chemicals Index) INDX

30-Apr-2010

© StockCharts.com

Open 414.08 High 440.14 Low 413.50 Close 427.57 Chg +13.74 (+3.32%) ▲

▲ ULT(7,14,28) 54.35

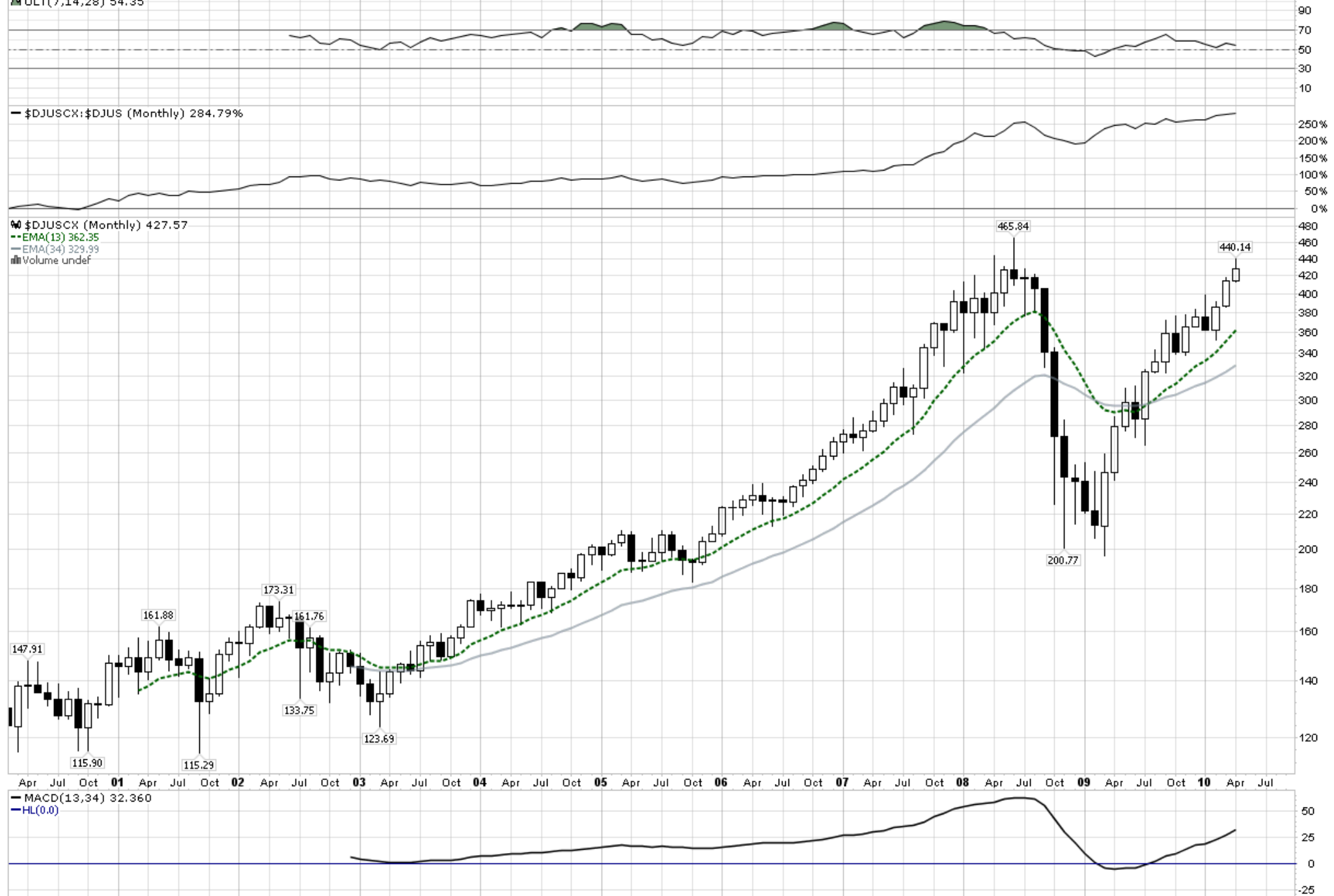
— \$DJUSCX:\$DJUS (Monthly) 284.79%

📊 \$DJUSCX (Monthly) 427.57

--- EMA(13) 362.35

— EMA(34) 329.99

▒ Volume undef



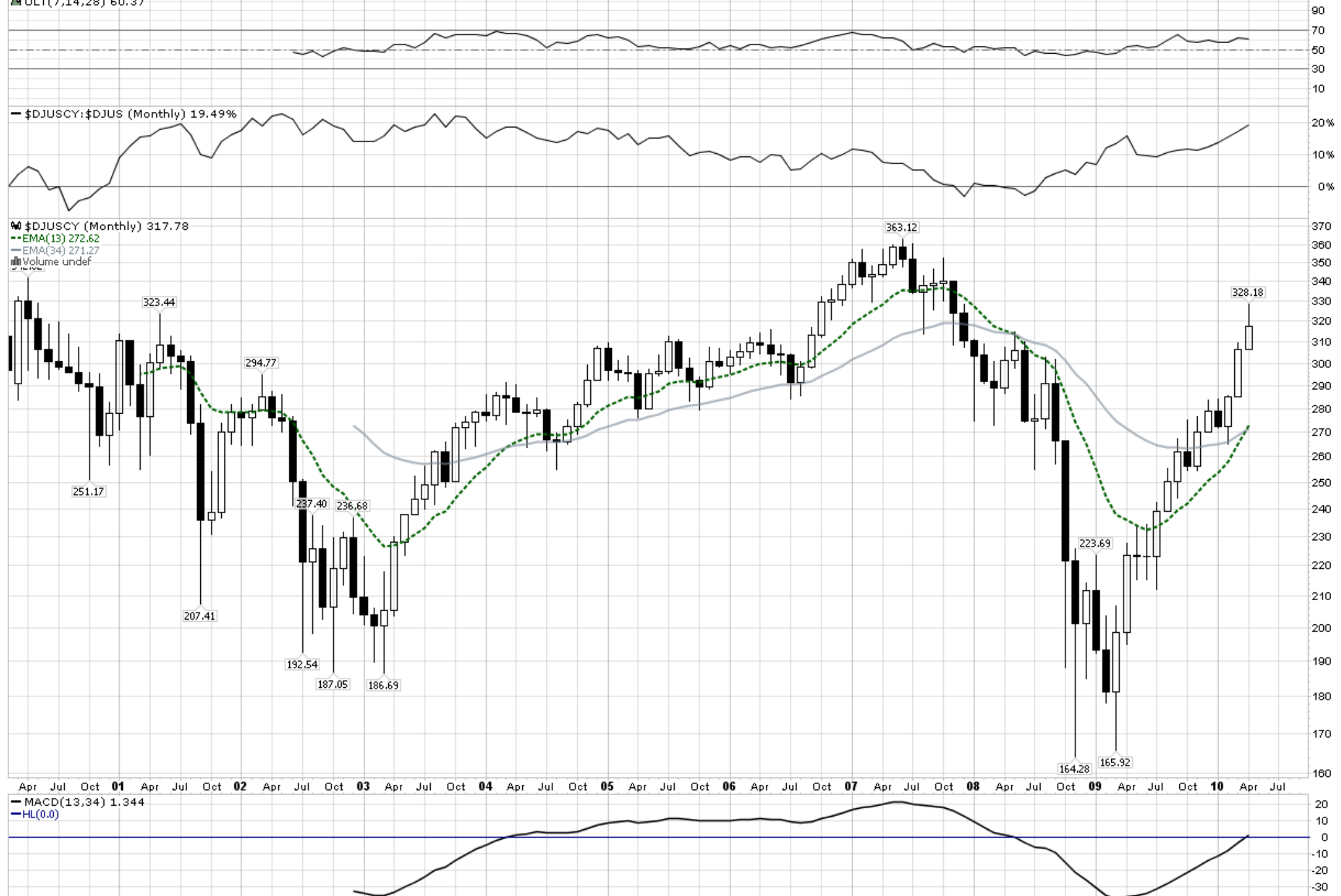
**\$DJUSCY** (Dow Jones US Consumer Services Index) INDX

30-Apr-2010

▲ ULT(7,14,28) 60.37

Open 306.48 High 328.18 Low 306.25 Close 317.78 Chg +11.30 (+3.69%) ▲

© StockCharts.com



**\$DJUSDB** (Dow Jones US Brewers Index) INDX

30-Apr-2010

© StockCharts.com

Open 451.44 High 479.24 Low 451.23 Close 472.42 Chg +24.48 (+5.47%) ▲

▲ ULT(7,14,28) 47.42

— \$DJUSDB:\$DJUS (Monthly) 155.77%

📊 \$DJUSDB (Monthly) 472.42

--- EMA(13) 460.45

— EMA(34) 430.14

Volume undef



— MACD(13,34) 30.307

— HL(0.0)



**\$DJUS** (Dow Jones US Broad Market Index) INDEX

30-Apr-2010

© StockCharts.com

▲ ULT(7,14,28) 56.62

Open 291.23 High 305.31 Low 291.23 Close 296.60 Chg +5.37 (+1.84%) ▲

— \$DJUS:\$DJUS (Monthly) 0.00%

📊 \$DJUS (Monthly) 296.60

--- EMA(13) 268.12

--- EMA(34) 275.98

Volume undef



— MACD(13,34) -7.862

— HL(0.0)





\$DJUSDN (Dow Jones US Defense Index) IND.X

30-Apr-2010

▲ ULT(7,14,28) 57.14

© StockCharts.com  
Open 129.38 High 135.03 Low 128.22 Close 131.46 Chg +2.09 (+1.62%) ▲

— \$DJUSDN:\$DJUS (Monthly) 30.69%

📊 \$DJUSDN (Monthly) 131.46

--- EMA(13) 118.53

— EMA(34) 119.87

📊 Volume undef



05 F M A M J J A S O N D 06 F M A M J J A S O N D 07 F M A M J J A S O N D 08 F M A M J J A S O N D 09 F M A M J J A S O N D 10 F M A M J J A S

— MACD(13,34) -1.338

— HL(0.0)



**\$DJUSDR** (Dow Jones US Food & Drug Retailers Index) INDX

30-Apr-2010

© StockCharts.com

Open 295.95 High 304.80 Low 293.95 Close 295.96 Chg +0.02 (+0.01%) ▲

▲ ULT(7,14,28) 56.46

— \$DJUSDR:\$DJUS (Monthly) 75.06%

📊 \$DJUSDR (Monthly) 295.96

--- EMA(13) 273.36

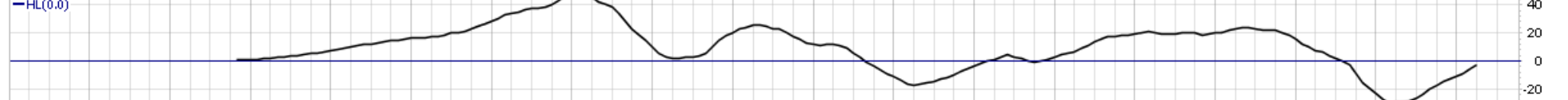
— EMA(34) 276.41

📊 Volume undef



— MACD(13,34) -3.048

— HL(0.0)



**\$DJUSDS** (Dow Jones US Industrial Suppliers Index) INDX

30-Apr-2010

▲ ULT(7,14,28) 58.63

© StockCharts.com  
Open 150.68 High 166.14 Low 150.68 Close 161.98 Chg +11.33 (+7.52%) ▲

— \$DJUSDS:\$DJUS (Monthly) 52.15%

📊 \$DJUSDS (Monthly) 161.98

--- EMA(13) 133.50

— EMA(34) 125.18

📊 Volume undef



— MACD(13,34) 8.327

— HL(0.0)



**\$DJUSDV** (Dow Jones US Computer Services Index) INDX

30-Apr-2010

© StockCharts.com

▲ ULT(7,14,28) 52.50

Open 90.03 High 92.92 Low 89.33 Close 90.42 Chg +0.39 (+0.43%) ▲

— \$DJUSDV:\$DJUS (Monthly) -18.92%

1M \$DJUSDV (Monthly) 90.42

--- EMA(13) 83.72

— EMA(34) 78.00

Volume undef



— MACD(13,34) 5.721

— HL(0.0)



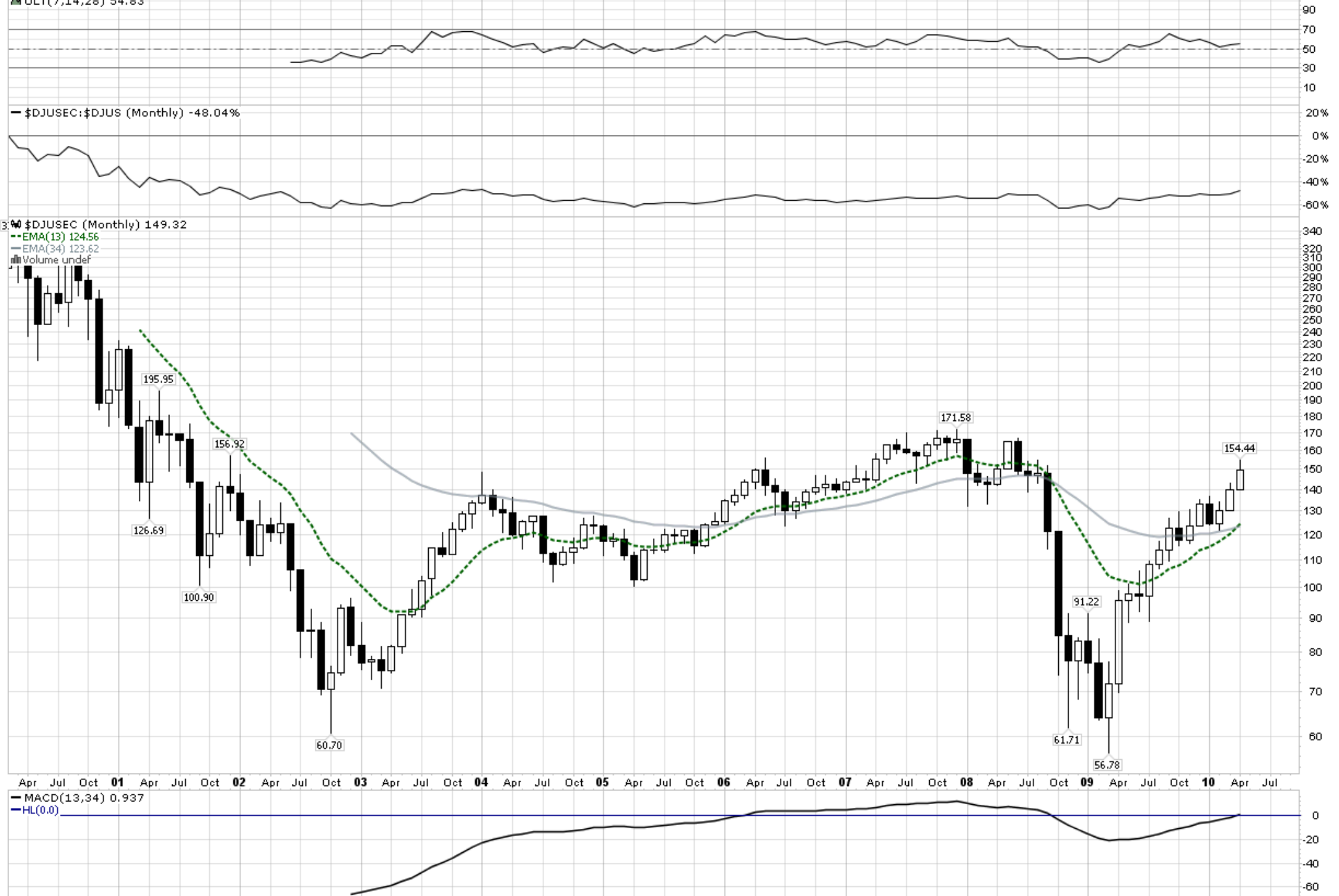
**\$DJUSEC** (Dow Jones US Electrical Components & Equipment Index) INDX

30-Apr-2010

© StockCharts.com

Open 139.84 High 154.44 Low 139.75 Close 149.32 Chg +9.49 (+6.79%) ▲

▲ ULT(7,14,28) 54.83



**\$DJUSEE** (Dow Jones US Electronic & Electrical Equipment Index) INDX

30-Apr-2010

▲ ULT(7,14,28) 58.28

© StockCharts.com  
Open 157.03 High 170.92 Low 157.03 Close 166.37 Chg +9.34 (+5.95%) ▲

— \$DJUSEE:\$DJUS (Monthly) -45.73%

📊 \$DJUSEE (Monthly) 166.37

--- EMA(13) 138.66

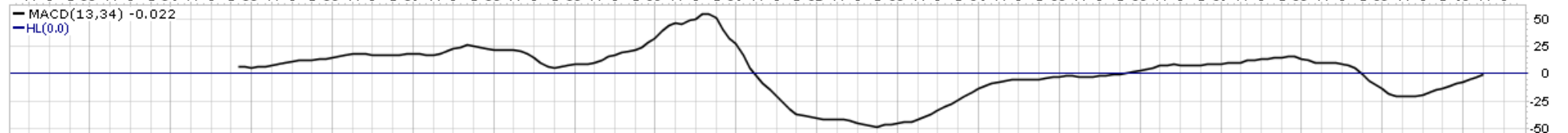
— EMA(34) 138.68

▒ Volume undef



— MACD(13,34) -0.022

— HL(0.0)



**\$DJUSEN** (Dow Jones US Oil & Gas Index) INDX

30-Apr-2010

© StockCharts.com

Open 494.12 High 535.72 Low 494.12 Close 516.40 Chg +22.29 (+4.51%) ▲

▲ ULT(7,14,28) 47.58

— \$DJUSEN:\$DJUS (Monthly) 170.81%

📊 \$DJUSEN (Monthly) 516.40

--- EMA(13) 484.58

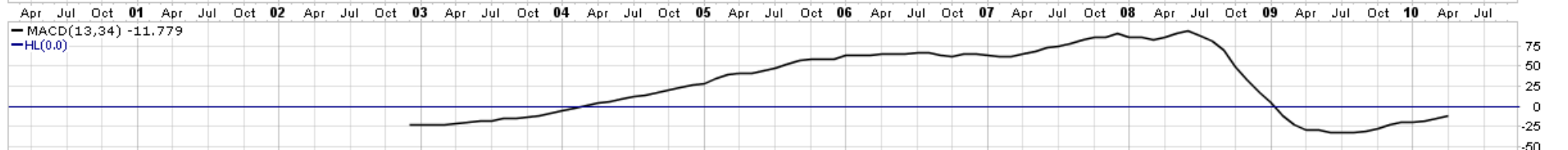
— EMA(34) 496.36

▒ Volume undef



— MACD(13,34) -11.779

— HL(0.0)



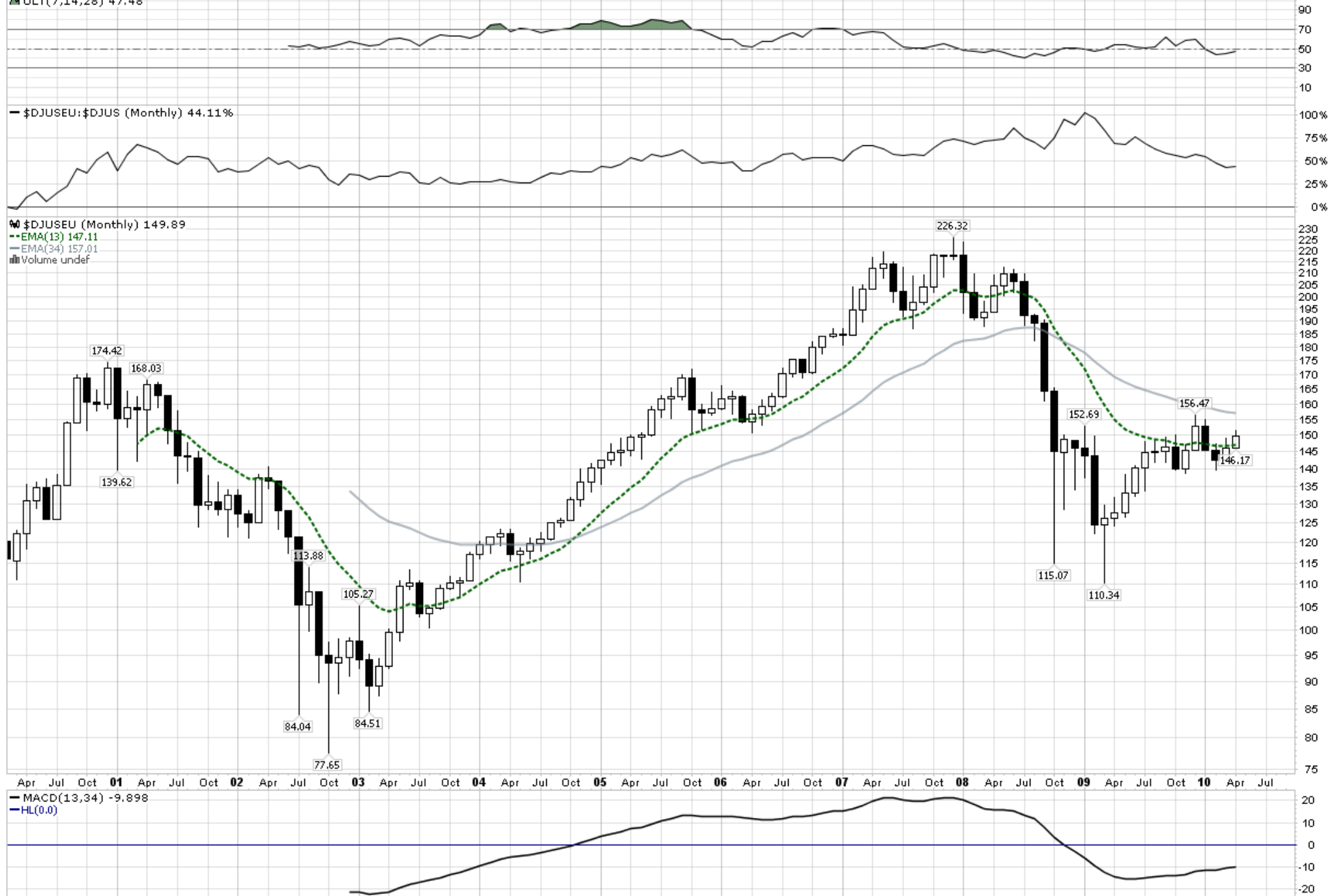
**\$DJUSEU** (Dow Jones US Electricity Index) INDX

30-Apr-2010

© StockCharts.com

▲ ULT(7,14,28) 47.48

Open 146.17 High 151.40 Low 146.17 Close 149.89 Chg +3.72 (+2.54%) ▲





**\$DJUSFA** (Dow Jones US Financial Administration Index) INDX

30-Apr-2010

▲ ULT(7,14,28) 49.13

© StockCharts.com  
Open 112.82 High 120.56 Low 112.18 Close 115.88 Chg +3.07 (+2.72%) ▲

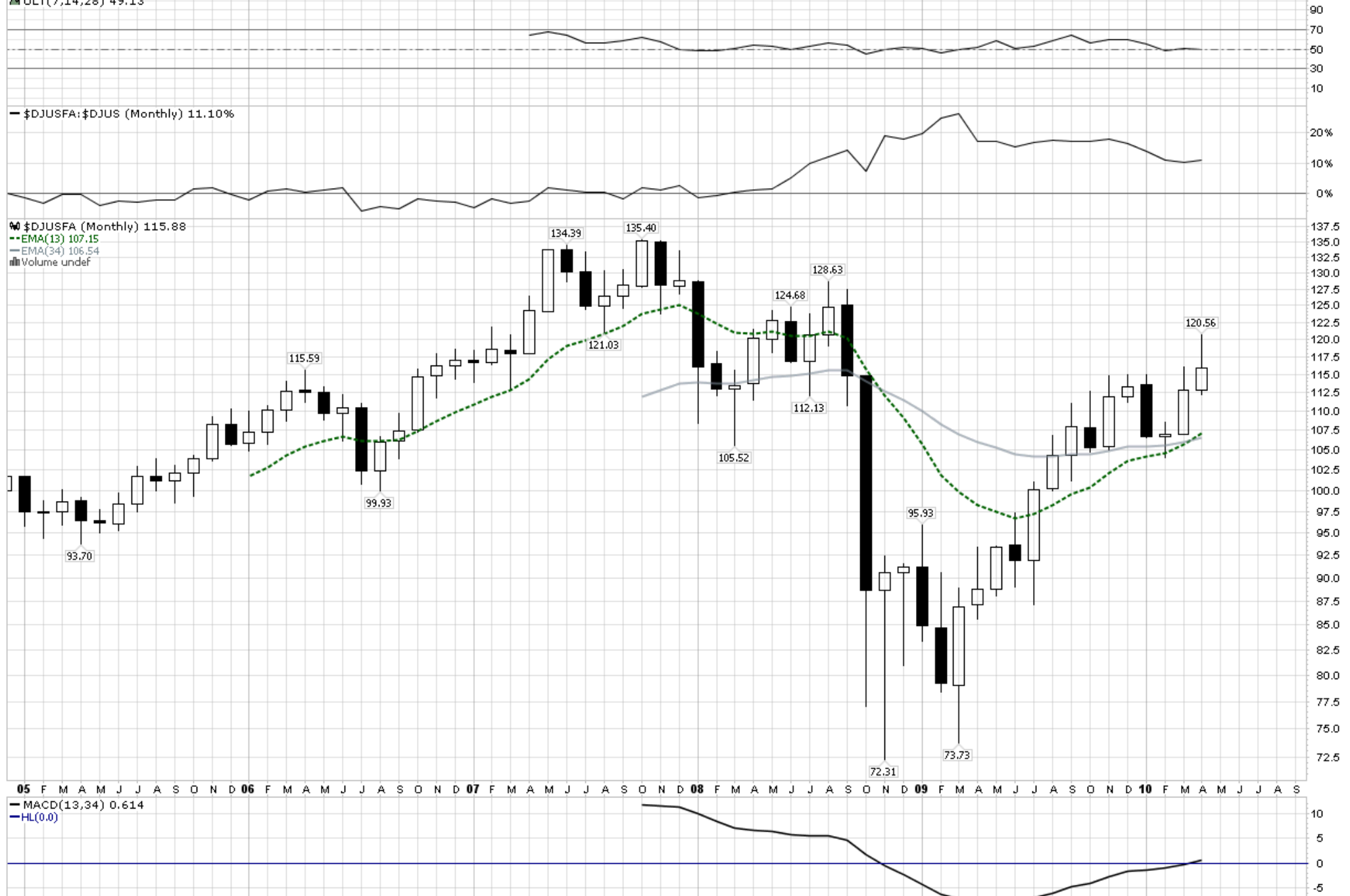
— \$DJUSFA:\$DJUS (Monthly) 11.10%

📊 \$DJUSFA (Monthly) 115.88

--- EMA(13) 107.15

— EMA(34) 106.54

Volume undef

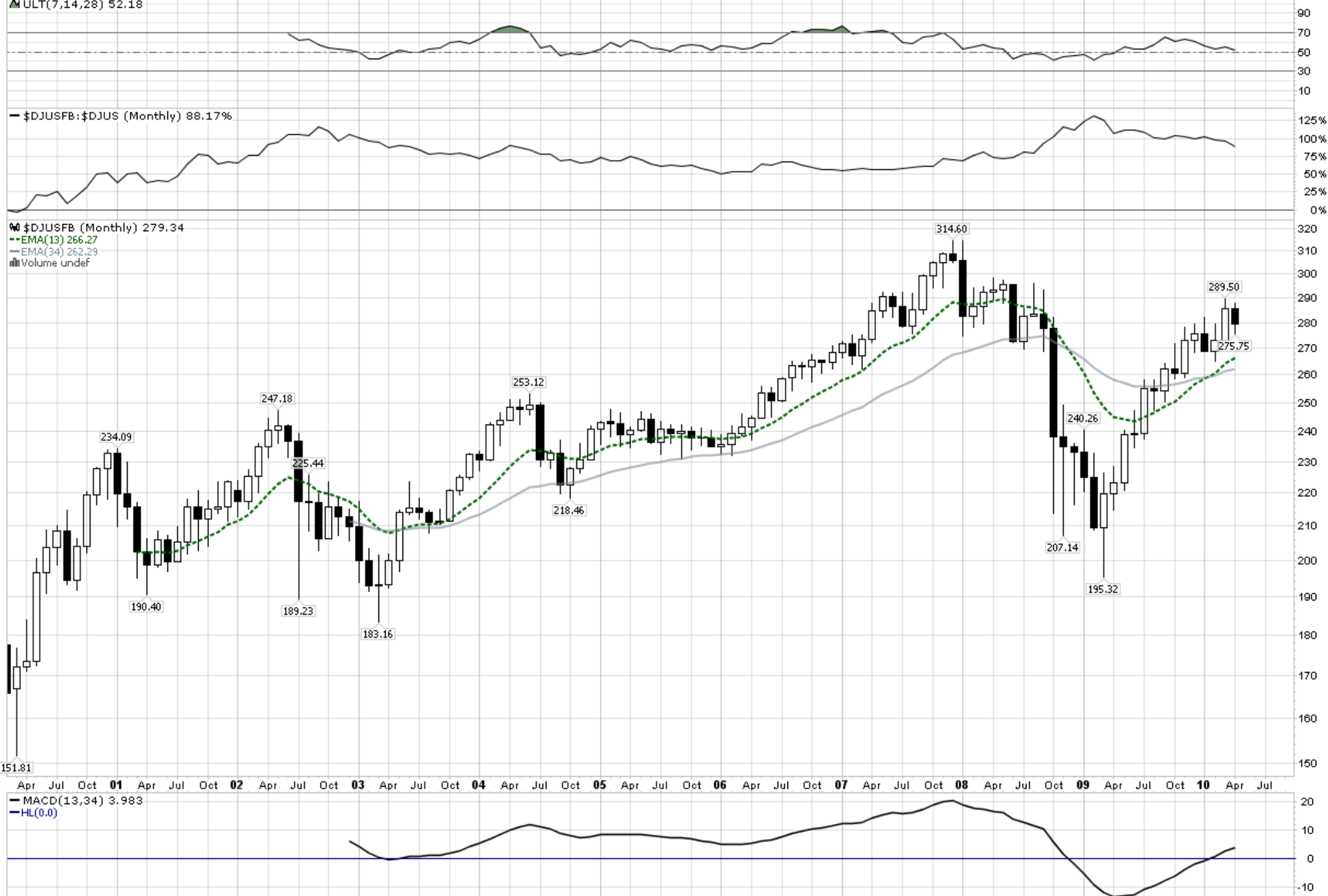


**\$DJUSFB** (Dow Jones US Food & Beverage Index) INDX

30-Apr-2010

▲ ULT(7,14,28) 52.18

© StockCharts.com  
Open 285.64 High 287.93 Low 275.75 Close 279.34 Chg -6.30 (-2.21%) ▼



**\$DJUSFC** (Dow Jones US Fixed Line Telecommunications Index) INDX

30-Apr-2010

© StockCharts.com

Open 119.60 High 121.77 Low 116.20 Close 117.54 Chg -2.06 (-1.72%) ▼

▲ ULT(7,14,28) 48.15



MACD(13,34) -9.154

HL(0.0)

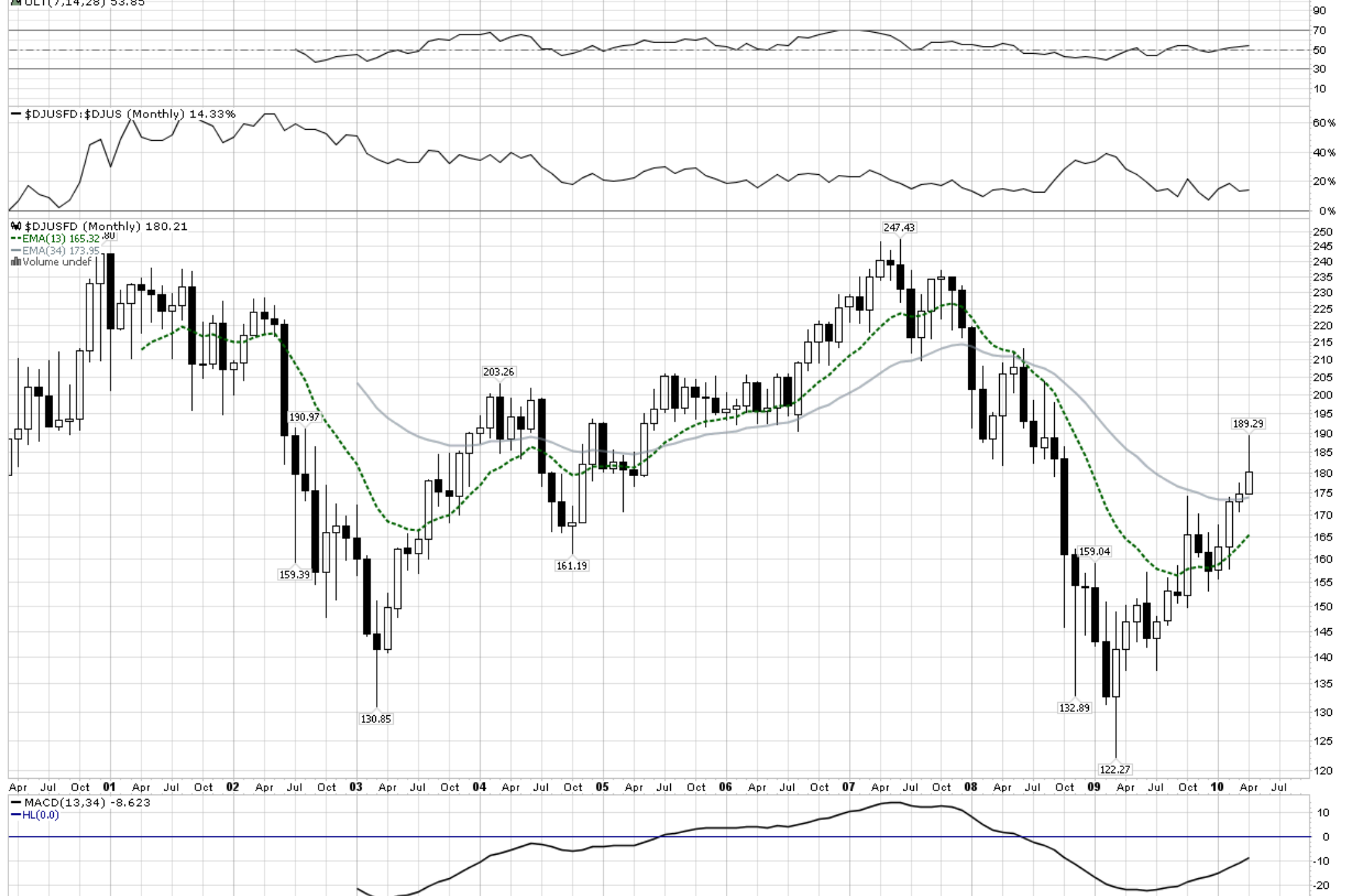


**\$DJUSFD** (Dow Jones US Food Retailers & Wholesalers Index) INDX

30-Apr-2010

▲ ULT(7,14,28) 53.85

© StockCharts.com  
Open 174.76 High 189.29 Low 174.72 Close 180.21 Chg +5.49 (+3.14%) ▲



\$DJUSFE (Dow Jones US Industrial Machinery Index) IND.X

30-Apr-2010

© StockCharts.com  
Open 220.20 High 243.63 Low 220.20 Close 235.33 Chg +15.15 (+6.88%) ▲

▲ ULT(7,14,28) 55.30

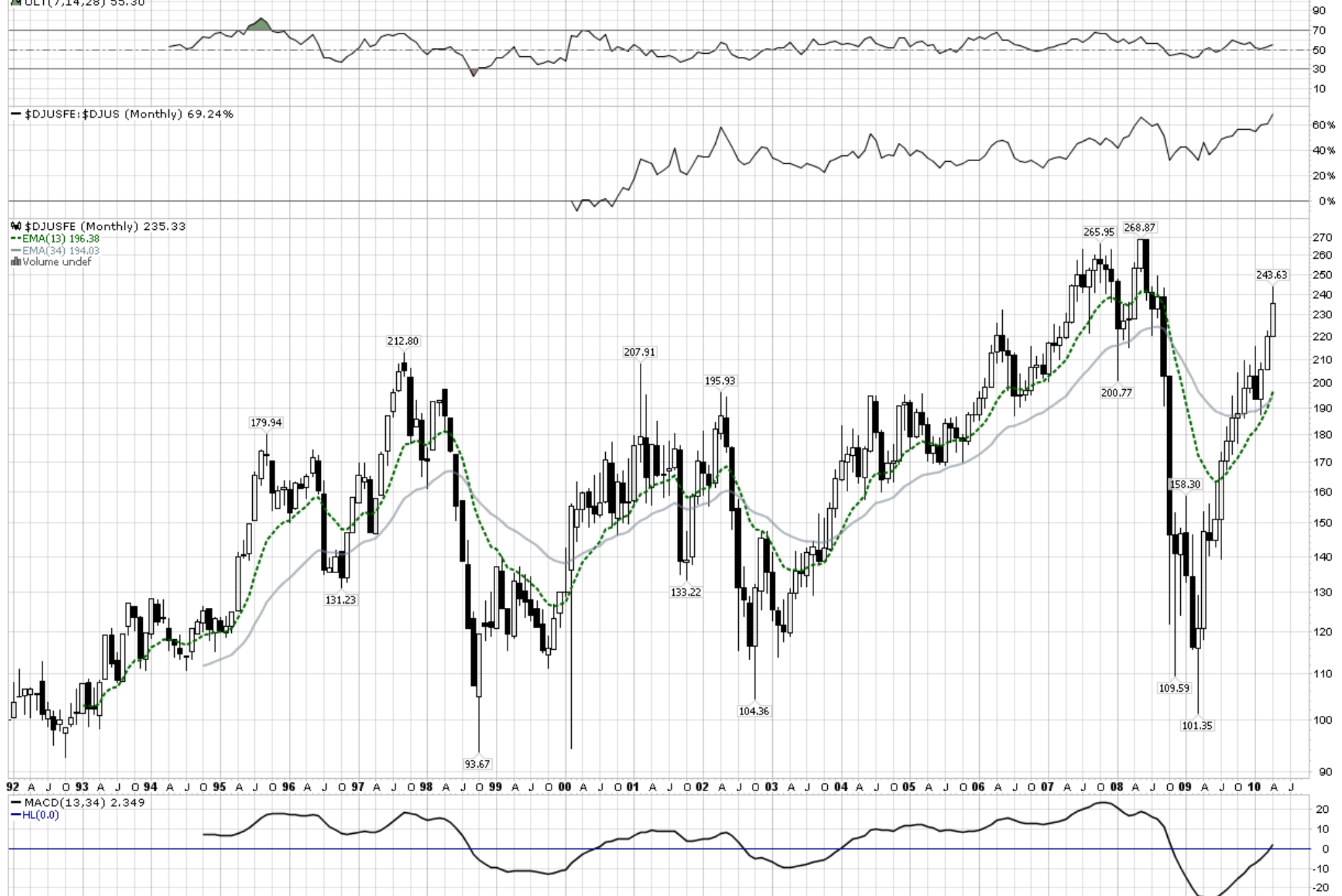
— \$DJUSFE:\$DJUS (Monthly) 69.24%

📊 \$DJUSFE (Monthly) 235.33

--- EMA(13) 196.38

— EMA(34) 194.03

▒ Volume undef



**\$DJUSFH** (Dow Jones US Furnishings Index) INDX

30-Apr-2010

© StockCharts.com

Open 154.39 High 183.56 Low 151.92 Close 177.25 Chg +22.92 (+14.85%) ▲

▲ ULT(7,14,28) 57.80

— \$DJUSFH:\$DJUS (Monthly) 31.70%

📊 \$DJUSFH (Monthly) 177.25

--- EMA(13) 137.45

— EMA(34) 149.47

📊 Volume undef



**\$DJUSFI** (Dow Jones US Financial Services Index) INDX

30-Apr-2010

▲ ULT(7,14,28) 51.30

© StockCharts.com  
Open 371.94 High 395.81 Low 371.88 Close 372.16 Chg +0.33 (+0.09%) ▲

— \$DJUSFI:\$DJUS (Monthly) -28.33%

📊 \$DJUSFI (Monthly) 372.16

--- EMA(13) 348.18

— EMA(34) 400.88

▒ Volume undef

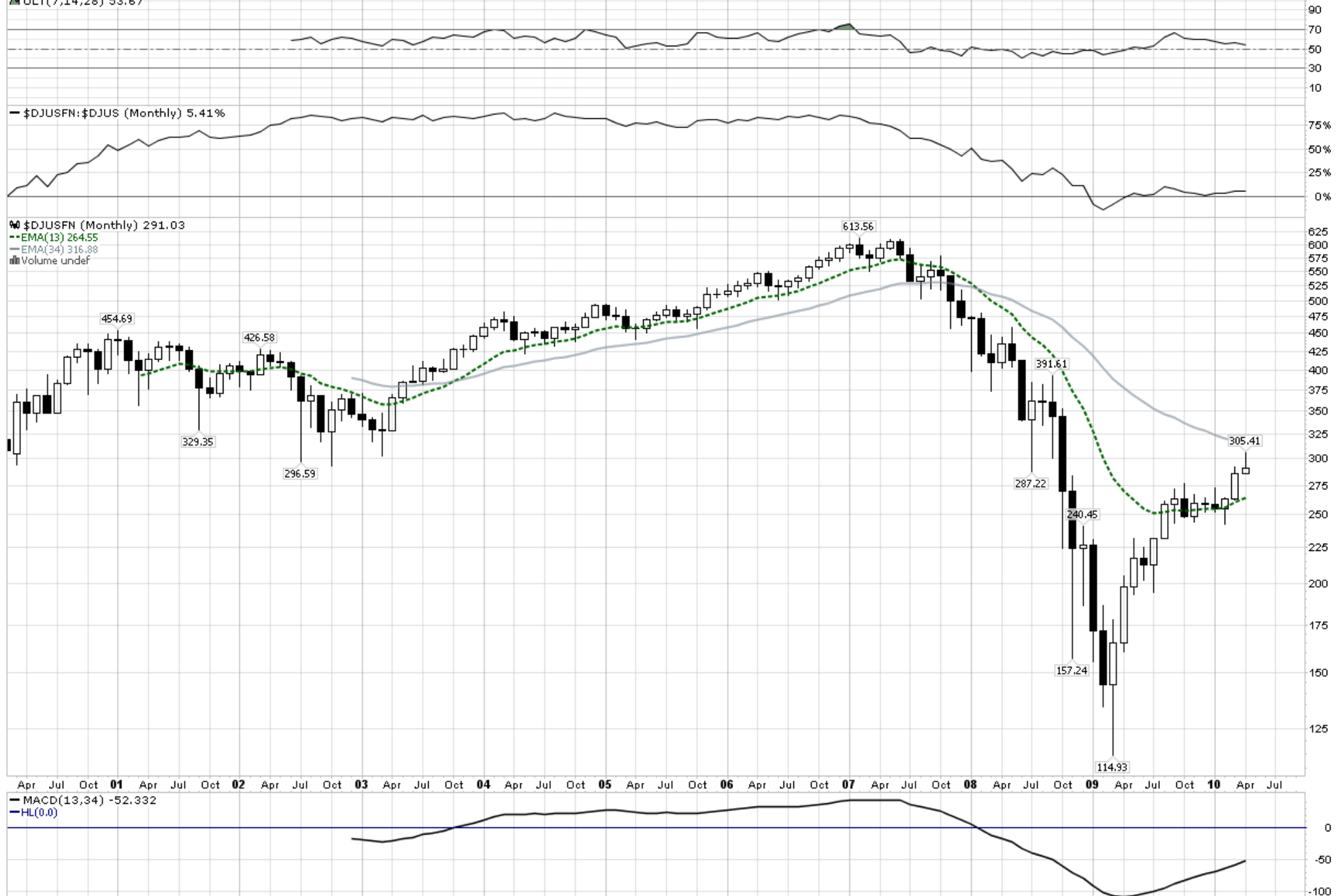


**\$DJUSFN** (Dow Jones US Financials Index) INDX

30-Apr-2010

▲ ULT(7,14,28) 53.67

© StockCharts.com  
Open 285.21 High 305.41 Low 285.21 Close 291.03 Chg +5.82 (+2.04%) ▲





**\$DJUSFO** (Dow Jones US Food Producers Index) INDX

30-Apr-2010

© StockCharts.com

Open 180.20 High 181.70 Low 173.84 Close 175.52 Chg -4.87 (-2.59%) ▼

▲ ULT(7,14,28) 48.07

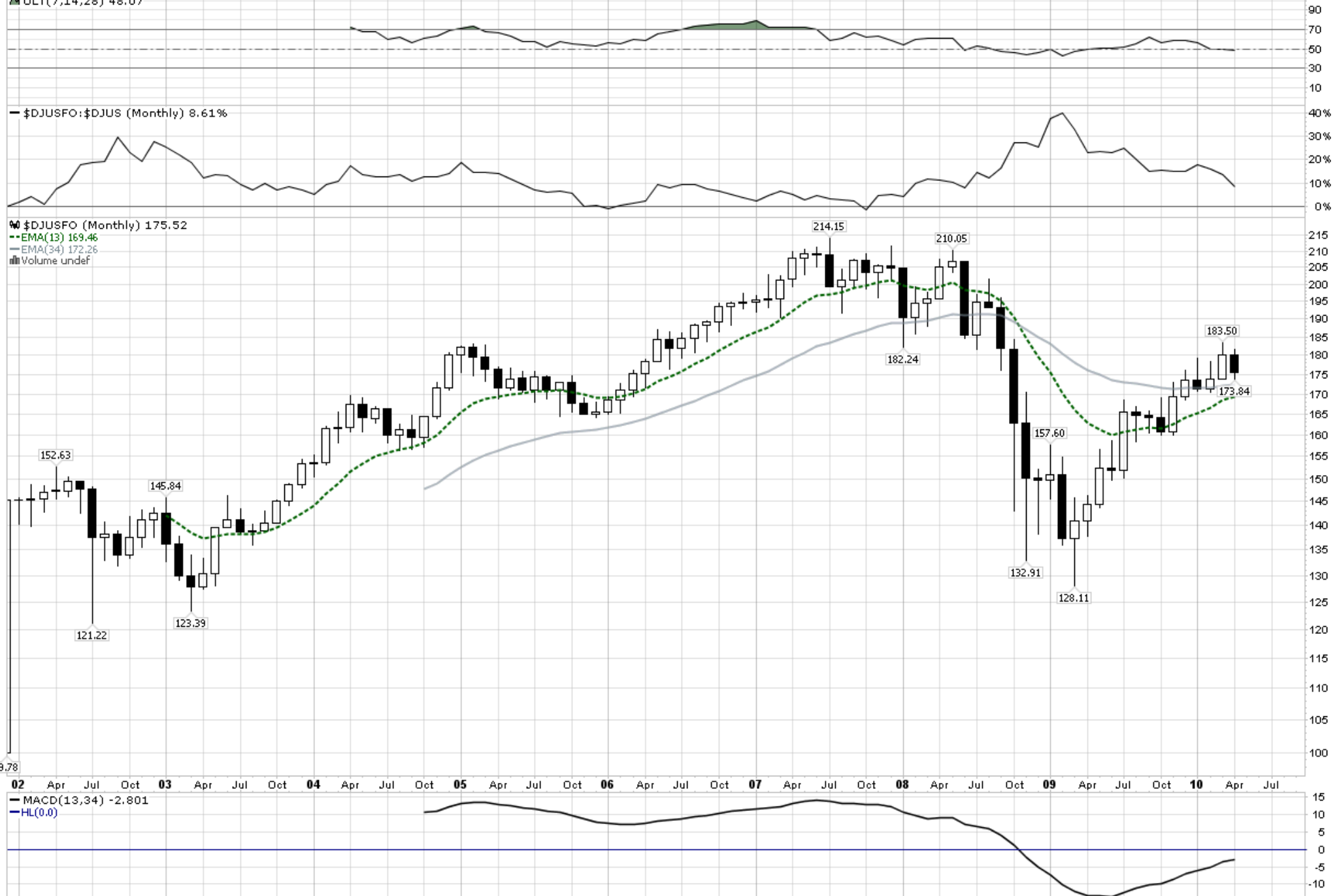
— \$DJUSFO:\$DJUS (Monthly) 8.61%

📊 \$DJUSFO (Monthly) 175.52

--- EMA(13) 169.46

— EMA(34) 172.26

📊 Volume undef



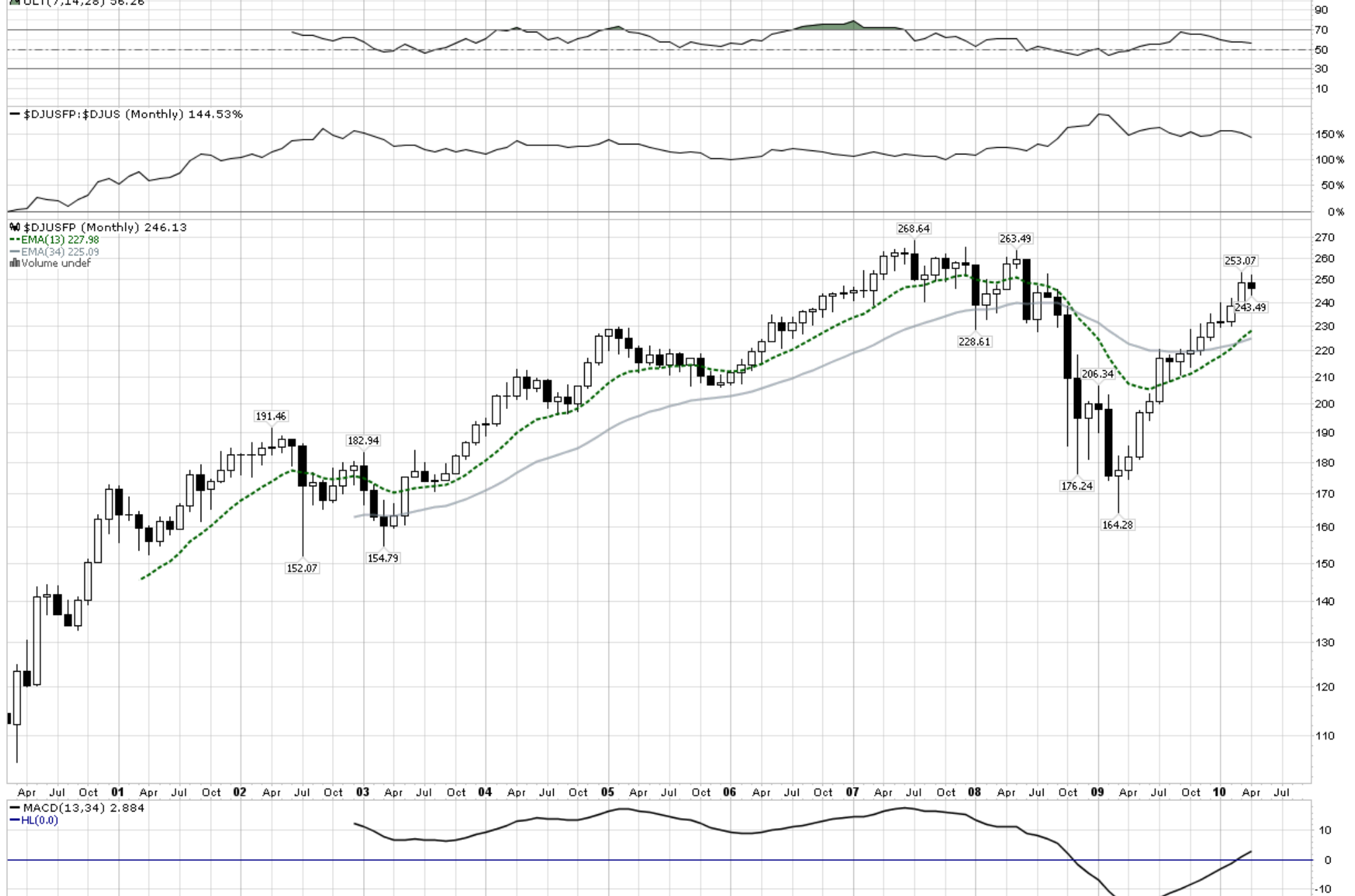
**\$DJUSFP** (Dow Jones US Food Products Index) INDX

30-Apr-2010

© StockCharts.com

▲ ULT(7,14,28) 56.26

Open 248.66 High 252.32 Low 243.49 Close 246.13 Chg -2.52 (-1.01%) ▼

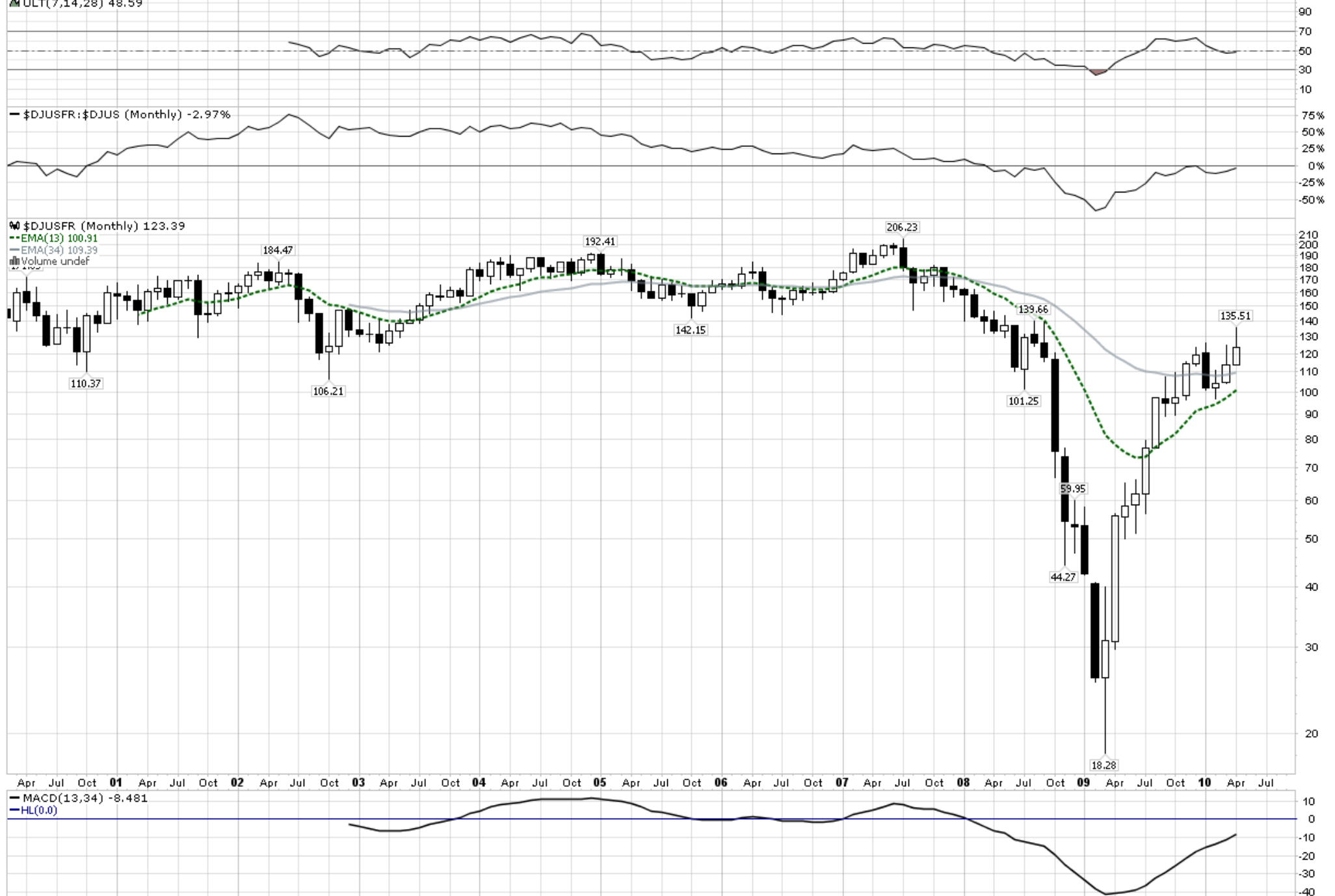


**\$DJUSFR** (Dow Jones US Forestry & Paper Index) INDX

30-Apr-2010

▲ ULT(7,14,28) 48.59

© StockCharts.com  
Open 113.46 High 135.51 Low 113.46 Close 123.39 Chg +9.95 (+8.77%) ▲



**\$DJUSFT** (Dow Jones US Footwear Index) INDX

30-Apr-2010

▲ ULT(7,14,28) 64.46

© StockCharts.com  
Open 382.88 High 413.68 Low 382.51 Close 396.41 Chg +13.68 (+3.57%) ▲

— \$DJUSFT:\$DJUS (Monthly) 416.37%

📊 \$DJUSFT (Monthly) 396.41

--- EMA(13) 333.27

— EMA(34) 313.17

▒ Volume undef



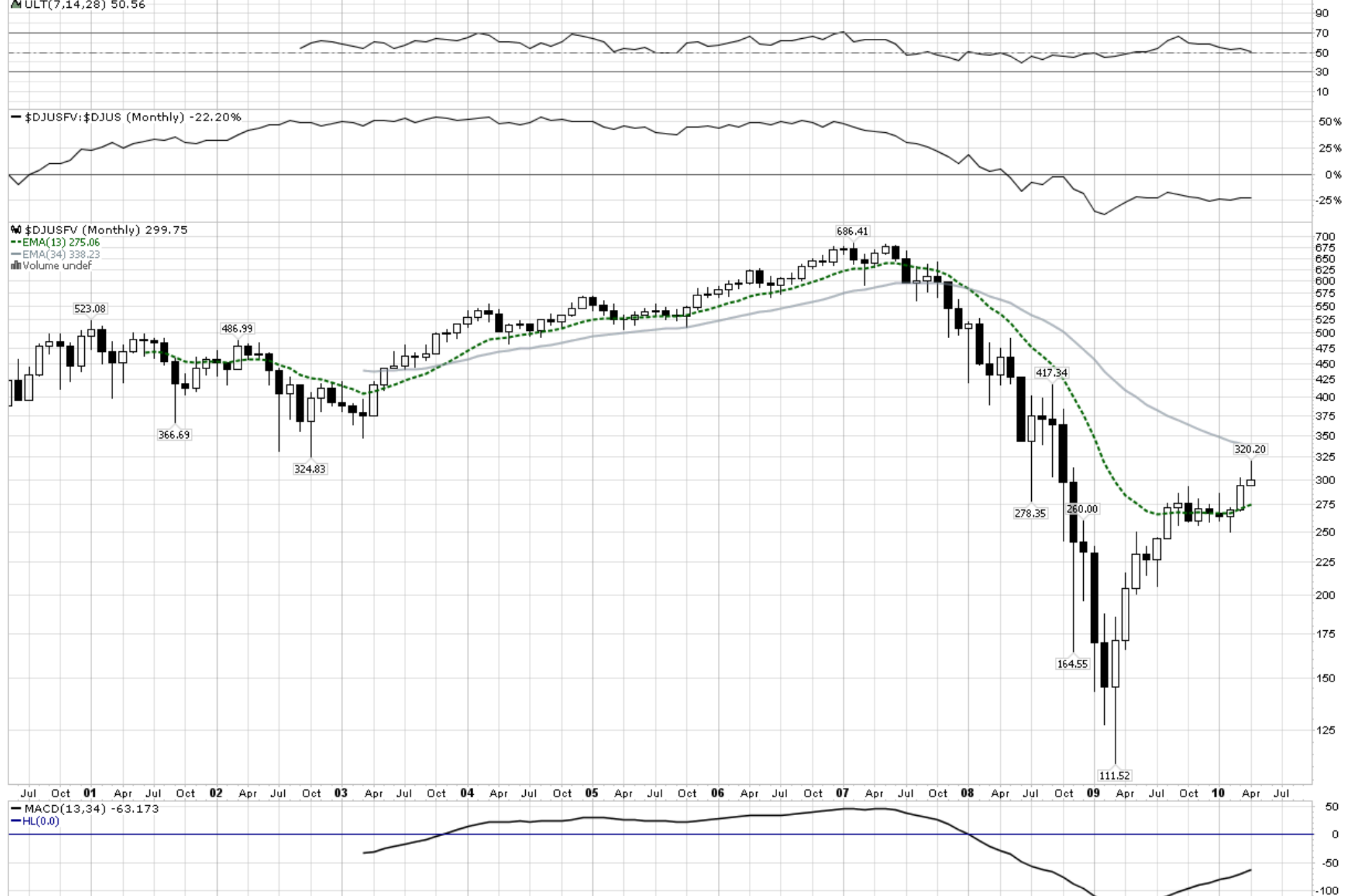
**\$DJUSFV** (Dow Jones US Financial Services Composite Index) INDX

30-Apr-2010

▲ ULT(7,14,28) 50.56

Open 293.98 High 320.20 Low 293.98 Close 299.75 Chg +5.77 (+1.96%) ▲

© StockCharts.com



\$DJUSGF (Dow Jones US General Financial Index) INDX

30-Apr-2010

▲ ULT(7,14,28) 51.20

© StockCharts.com  
Open 416.96 High 443.73 Low 416.90 Close 417.21 Chg +0.37 (+0.09%) ▲

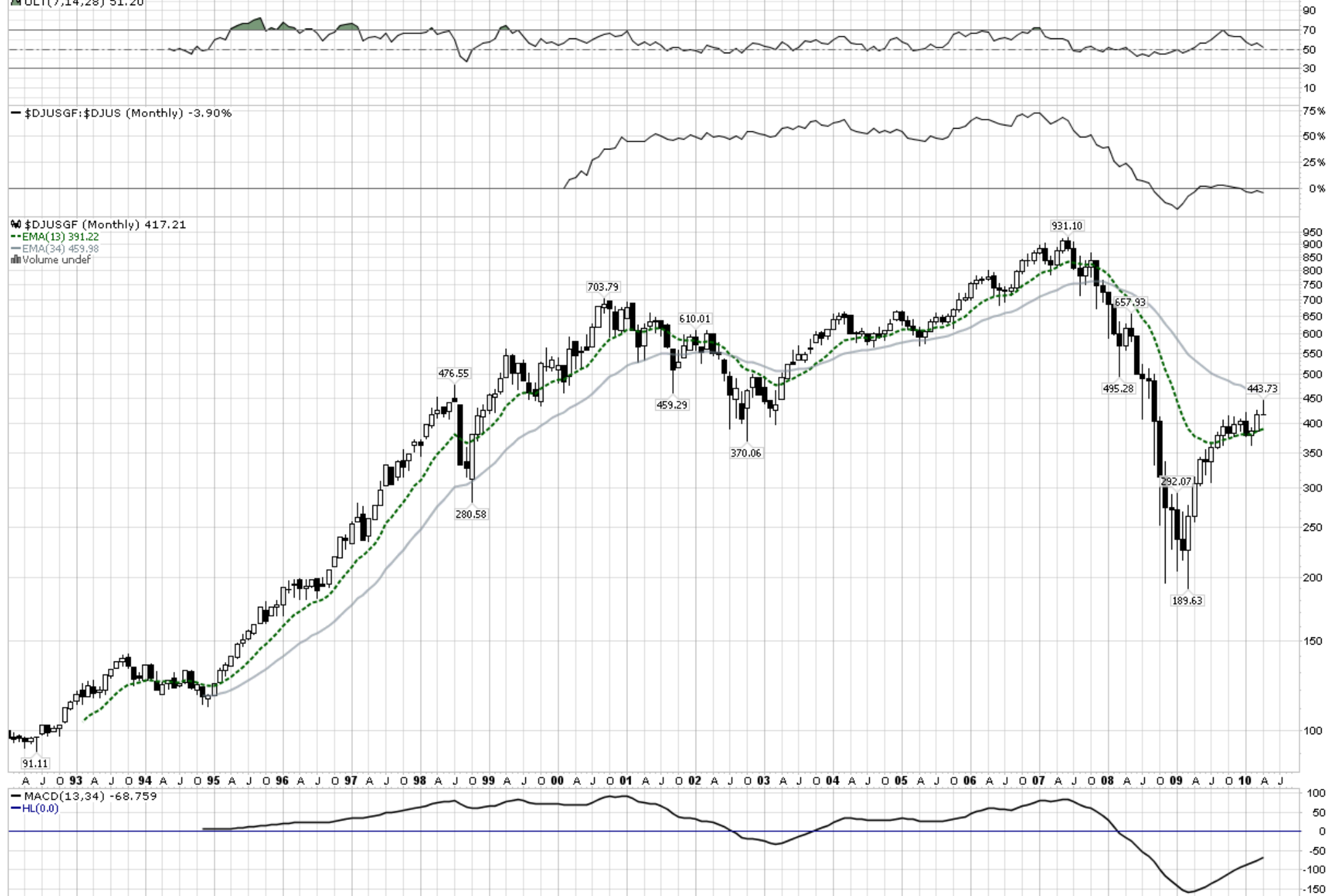
— \$DJUSGF:\$DJUS (Monthly) -3.90%

📊 \$DJUSGF (Monthly) 417.21

--- EMA(13) 391.22

— EMA(34) 459.98

▒ Volume undef



**\$DJUSGI** (Dow Jones US General Industrials Index) INDX

30-Apr-2010

▲ ULT(7,14,28) 52.98

© StockCharts.com  
Open 264.95 High 283.61 Low 264.95 Close 275.19 Chg +10.25 (+3.87%) ▲

— \$DJUSGI:\$DJUS (Monthly) -20.19%

📊 \$DJUSGI (Monthly) 275.19

--- EMA(13) 241.20

— EMA(34) 273.41

Volume undef



— MACD(13,34) -32.213

— HL(0.0)



**\$DJUSGS** (Dow Jones US Small-Cap Growth Index) INDX

30-Apr-2010

▲ ULT(7,14,28) 56.28

© StockCharts.com

Open 1791.89 High 1946.30 Low 1791.89 Close 1872.91 Chg +81.05 (+4.52%) ▲

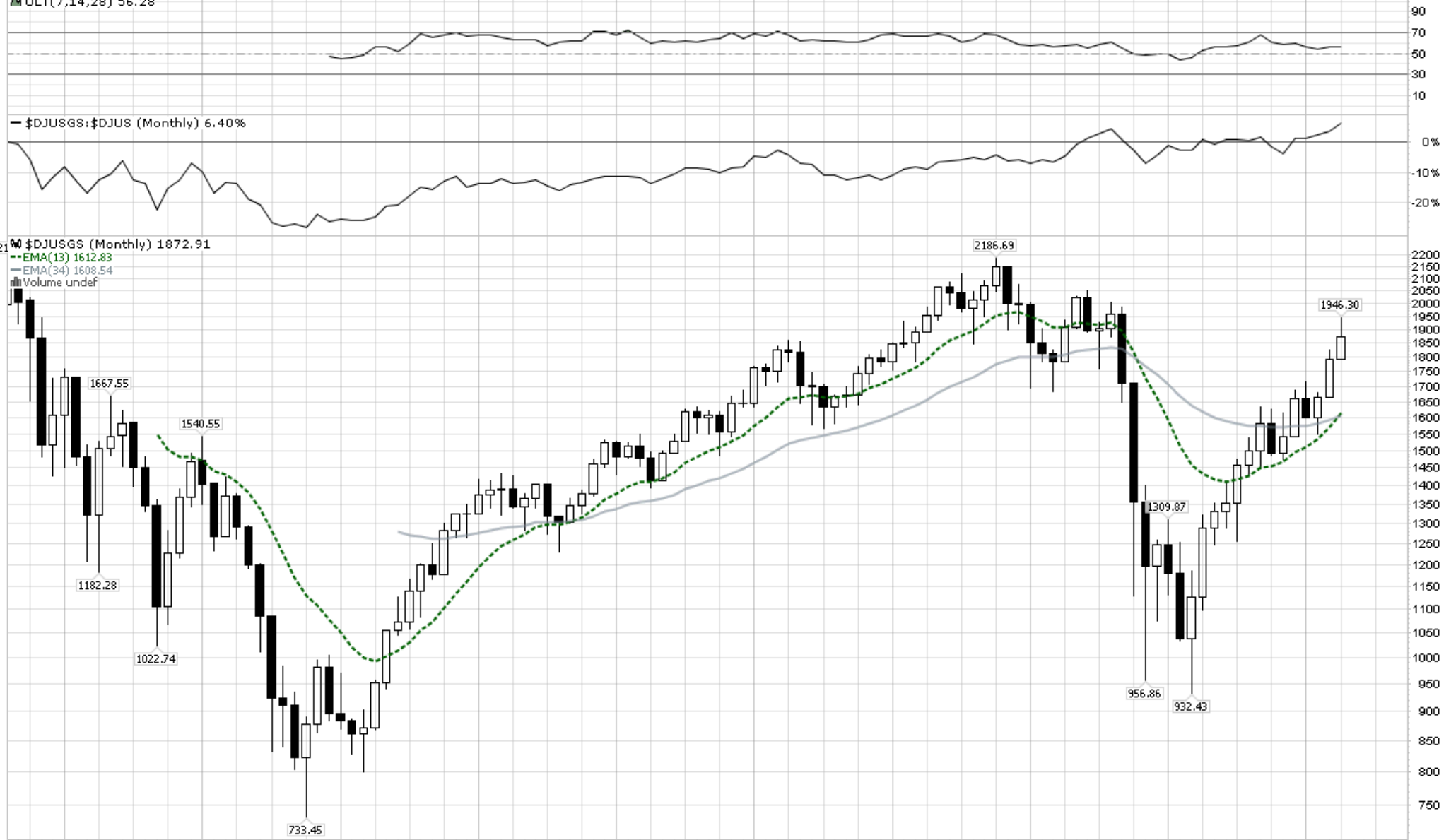
— \$DJUSGS:\$DJUS (Monthly) 6.40%

21 \$DJUSGS (Monthly) 1872.91

--- EMA(13) 1612.83

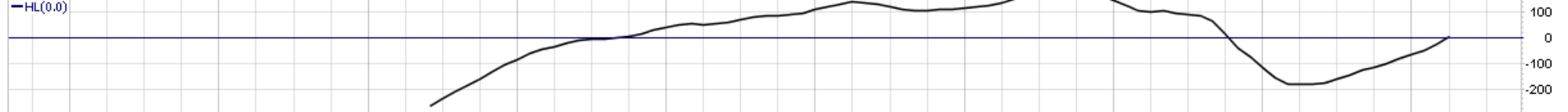
— EMA(34) 1608.54

■ Volume undef



— MACD(13,34) 4.293

— HL(0.0)





**\$DJUSGT** (Dow Jones US General Retailers Index) INDX

30-Apr-2010

© StockCharts.com

Open 355.20 High 380.05 Low 354.36 Close 363.47 Chg +8.32 (+2.34%) ▲

▲ ULT(7,14,28) 59.34

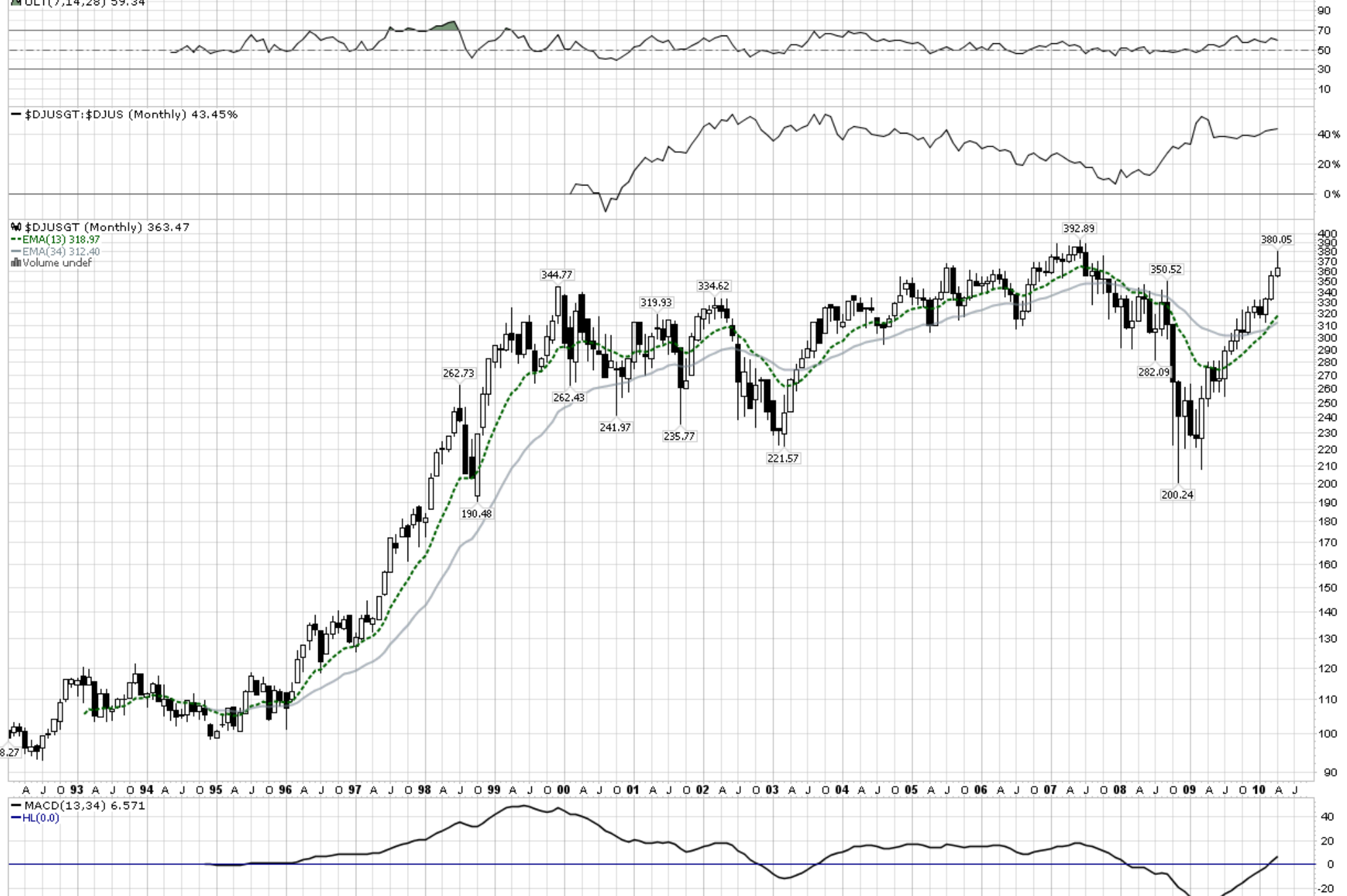
— \$DJUSGT:\$DJUS (Monthly) 43.45%

📊 \$DJUSGT (Monthly) 363.47

--- EMA(13) 318.97

— EMA(34) 312.40

▒ Volume undef



**\$DJUSGU** (Dow Jones US Gas Distribution Index) INDX

30-Apr-2010

© StockCharts.com

Open 108.97 High 116.90 Low 108.97 Close 114.09 Chg +5.15 (+4.73%) ▲

▲ ULT(7,14,28) 54.94

— \$DJUSGU:\$DJUS (Monthly) -22.77%

📊 \$DJUSGU (Monthly) 114.09

--- EMA(13) 101.83

— EMA(34) 103.21

▒ Volume undef

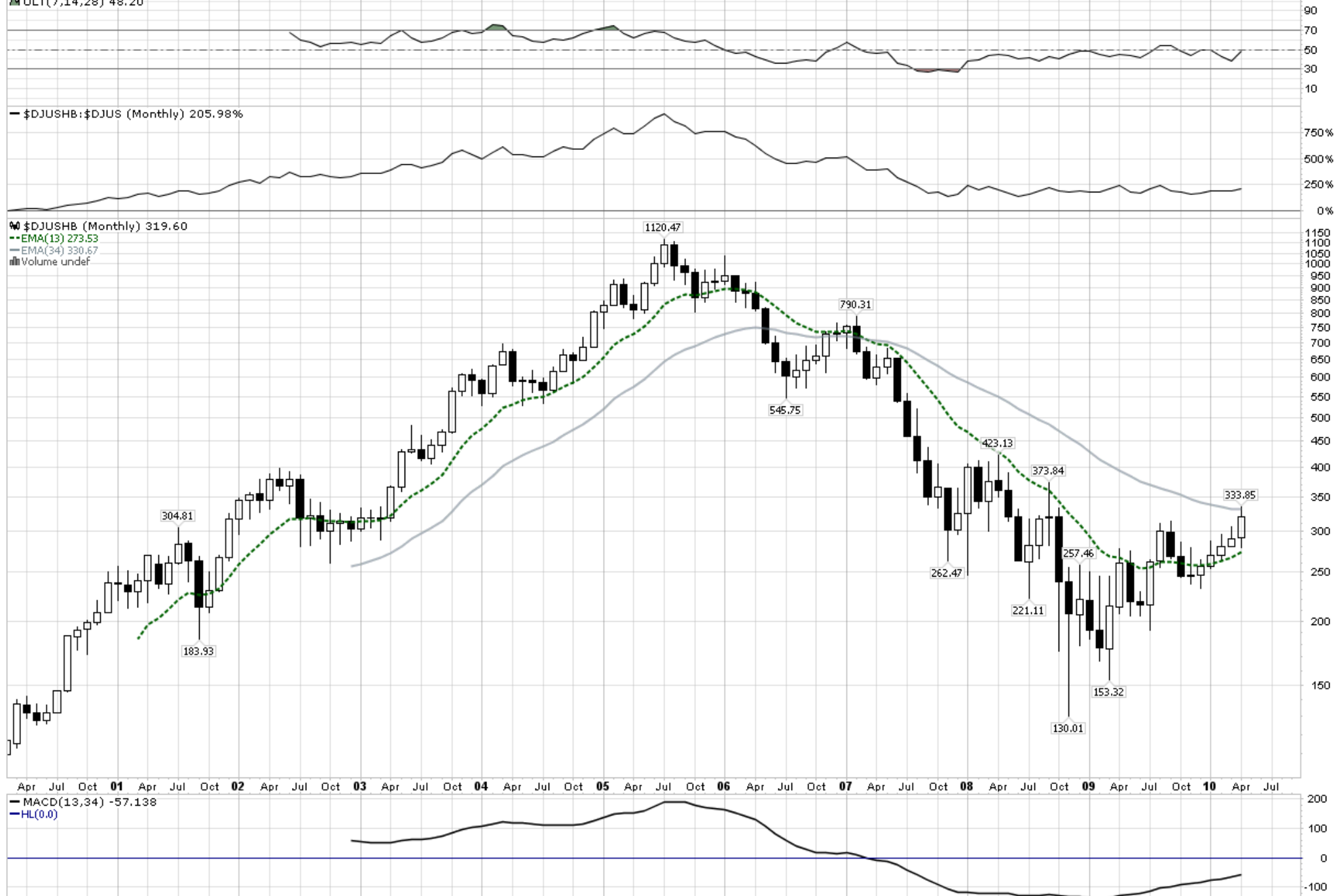


**\$DJUSHB** (Dow Jones US Home Construction Index) INDX

30-Apr-2010

▲ ULT(7,14,28) 48.20

© StockCharts.com  
Open 290.74 High 333.85 Low 277.77 Close 319.60 Chg +29.42 (+10.14%) ▲



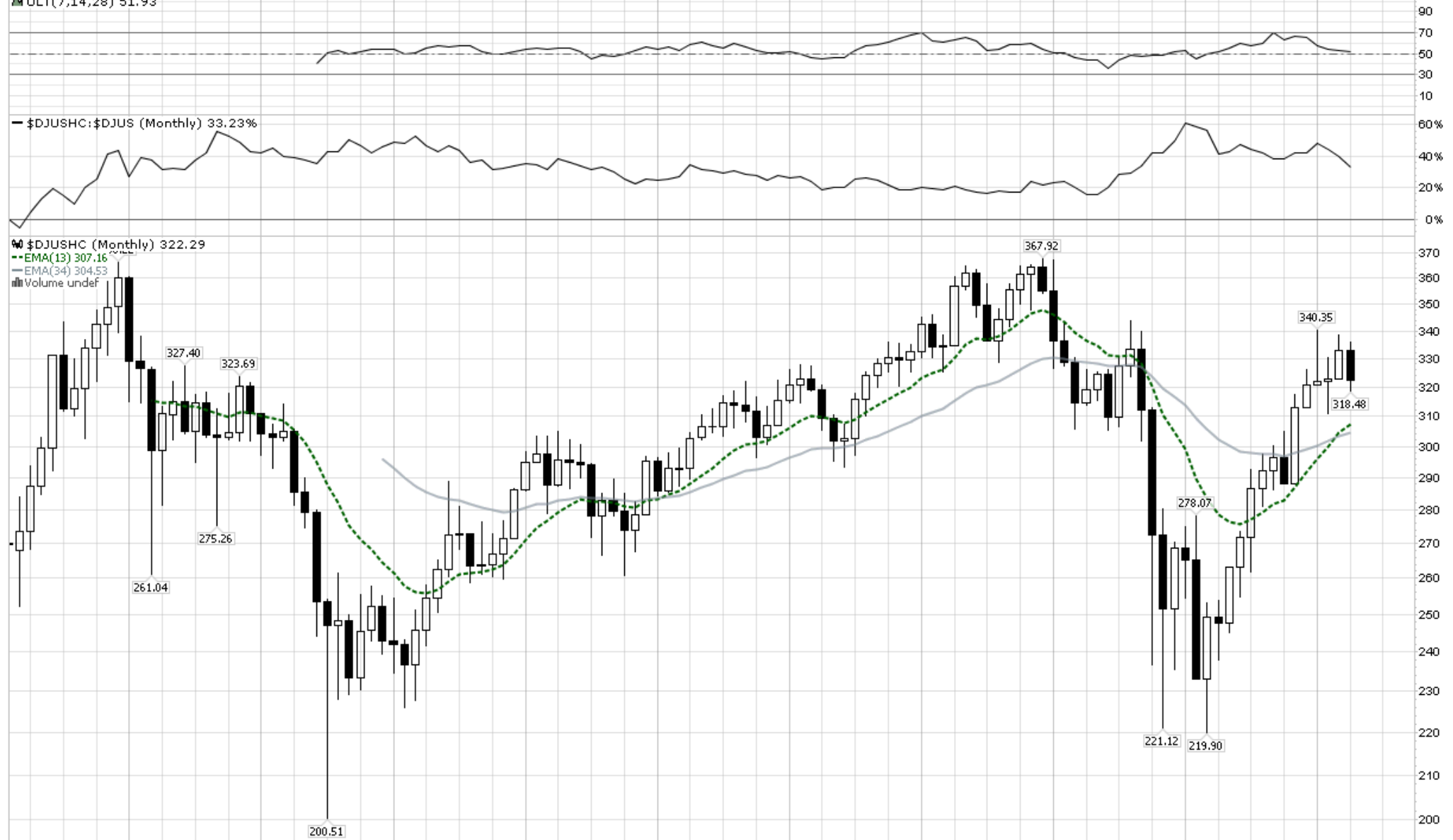
**\$DJUSHC** (Dow Jones US Health Care Index) INDXX

30-Apr-2010

▲ ULT(7,14,28) 51.93

Open 332.92 High 335.82 Low 318.48 Close 322.29 Chg -10.63 (-3.19%) ▼

© StockCharts.com



— MACD(13,34) 2.631

— HL(0.0)



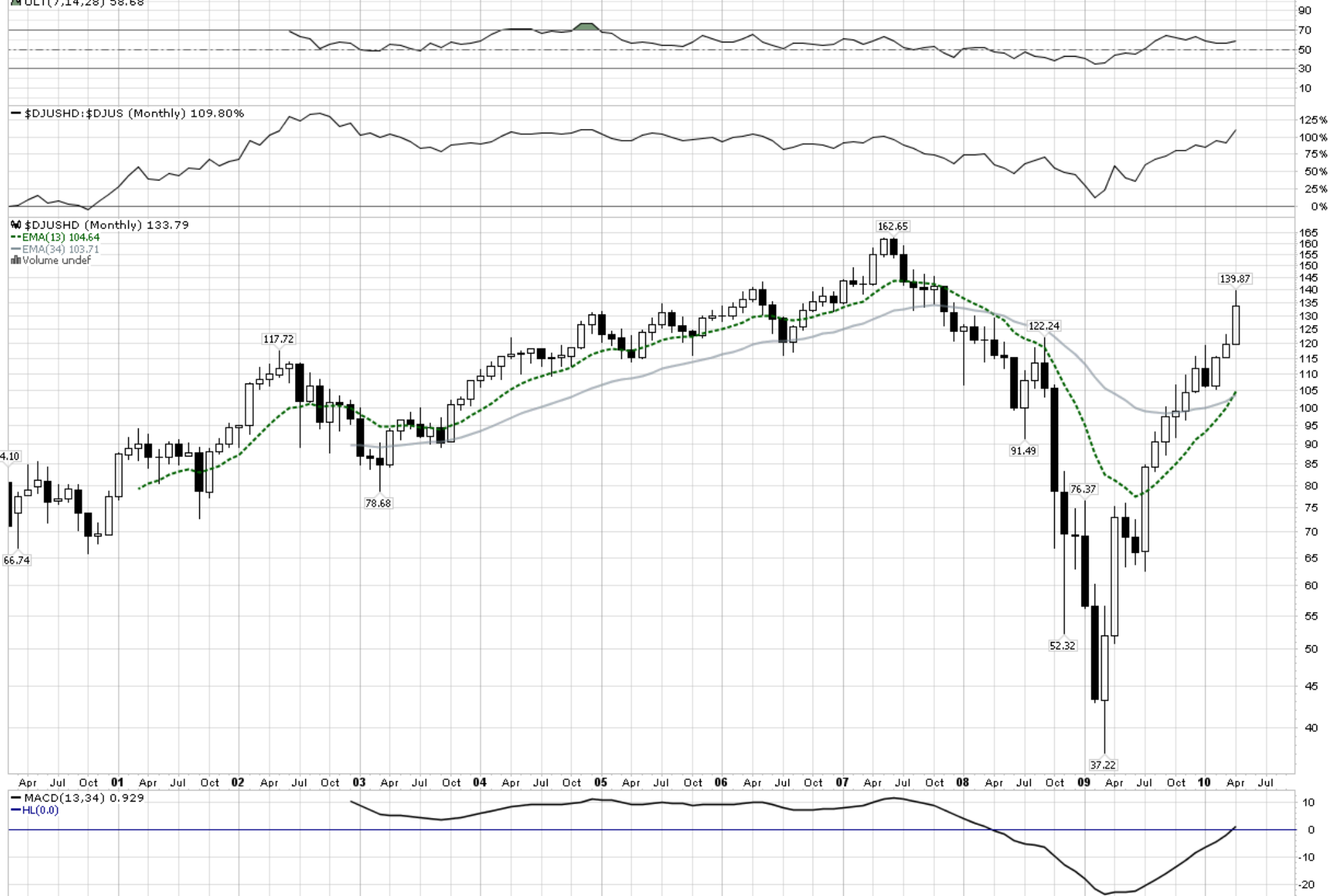
**\$DJUSHD** (Dow Jones US Durable Household Products Index) INDX

30-Apr-2010

© StockCharts.com

▲ ULT(7,14,28) 58.68

Open 119.73 High 139.87 Low 119.73 Close 133.79 Chg +14.09 (+11.77%) ▲



**\$DJUSHG** (Dow Jones US Household Goods Index) INDX

30-Apr-2010

© StockCharts.com

▲ ULT(7,14,28) 59.55

Open 356.77 High 372.40 Low 351.71 Close 362.19 Chg +5.43 (+1.52%) ▲

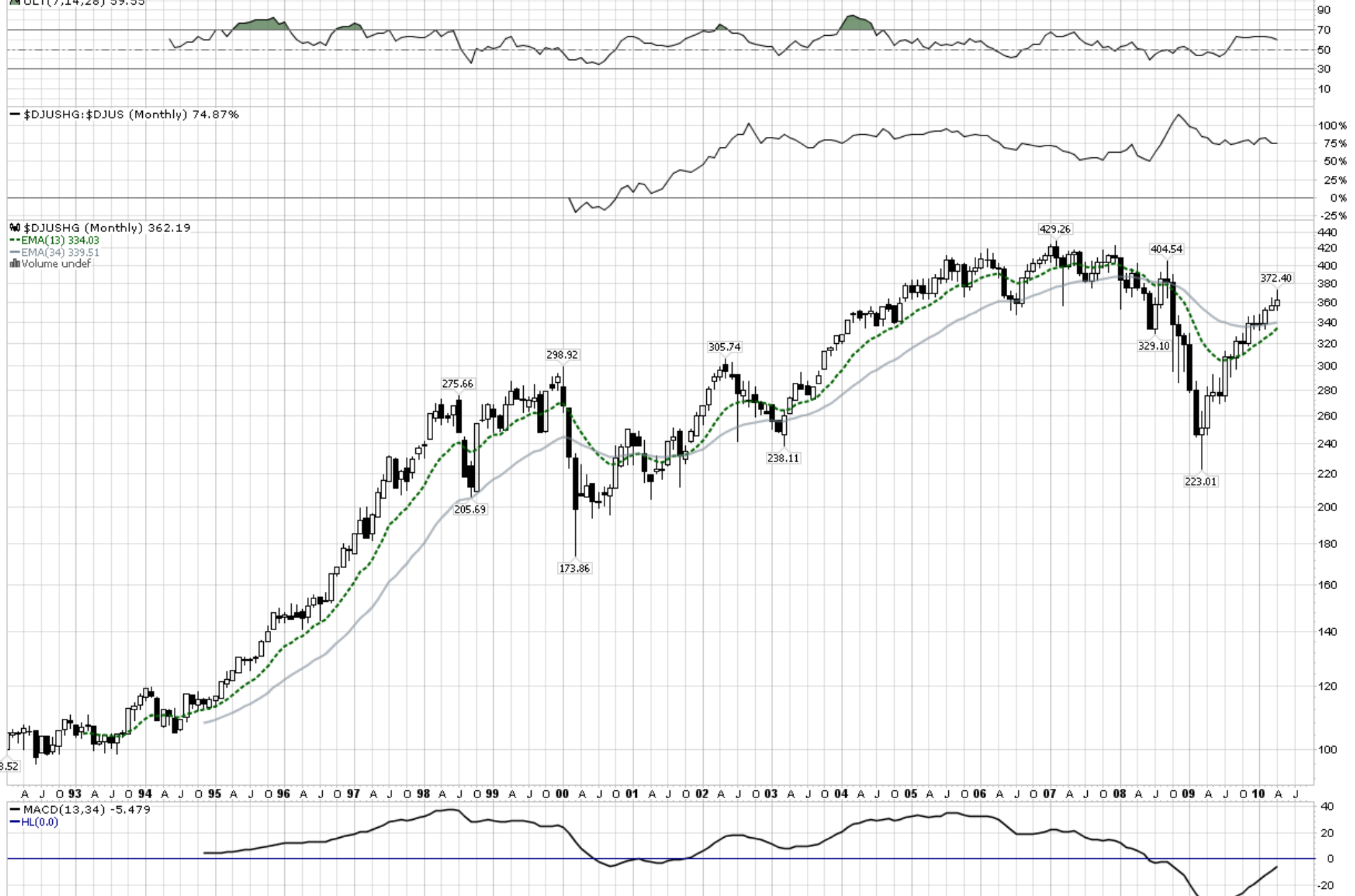
— \$DJUSHG:\$DJUS (Monthly) 74.87%

📊 \$DJUSHG (Monthly) 362.19

--- EMA(13) 334.03

— EMA(34) 339.51

▒ Volume undef



**\$DJUSHI** (Dow Jones US Home Improvement Retailers Index) INDX

30-Apr-2010

▲ ULT(7,14,28) 59.78

© StockCharts.com  
Open 78.98 High 91.22 Low 78.88 Close 86.80 Chg +7.97 (+10.11%) ▲

— \$DJUSHI:\$DJUS (Monthly) -16.64%

📊 \$DJUSHI (Monthly) 86.80

--- EMA(13) 71.83

— EMA(34) 73.20

▒ Volume undef



05 F M A M J J A S O N D 06 F M A M J J A S O N D 07 F M A M J J A S O N D 08 F M A M J J A S O N D 09 F M A M J J A S O N D 10 F M A M J J A S

— MACD(13,34) -1.364

— HL(0.0)

0

-5

-10

**\$DJUSHN** (Dow Jones US Nondurable Household Products Index) INDX

30-Apr-2010

© StockCharts.com

Open 477.94 High 483.62 Low 461.54 Close 470.97 Chg -6.96 (-1.46%) ▼

▲ ULT(7,14,28) 56.40

— \$DJUSHN:\$DJUS (Monthly) 78.10%

📊 \$DJUSHN (Monthly) 470.97

--- EMA(13) 452.52

— EMA(34) 451.59

📊 Volume undef





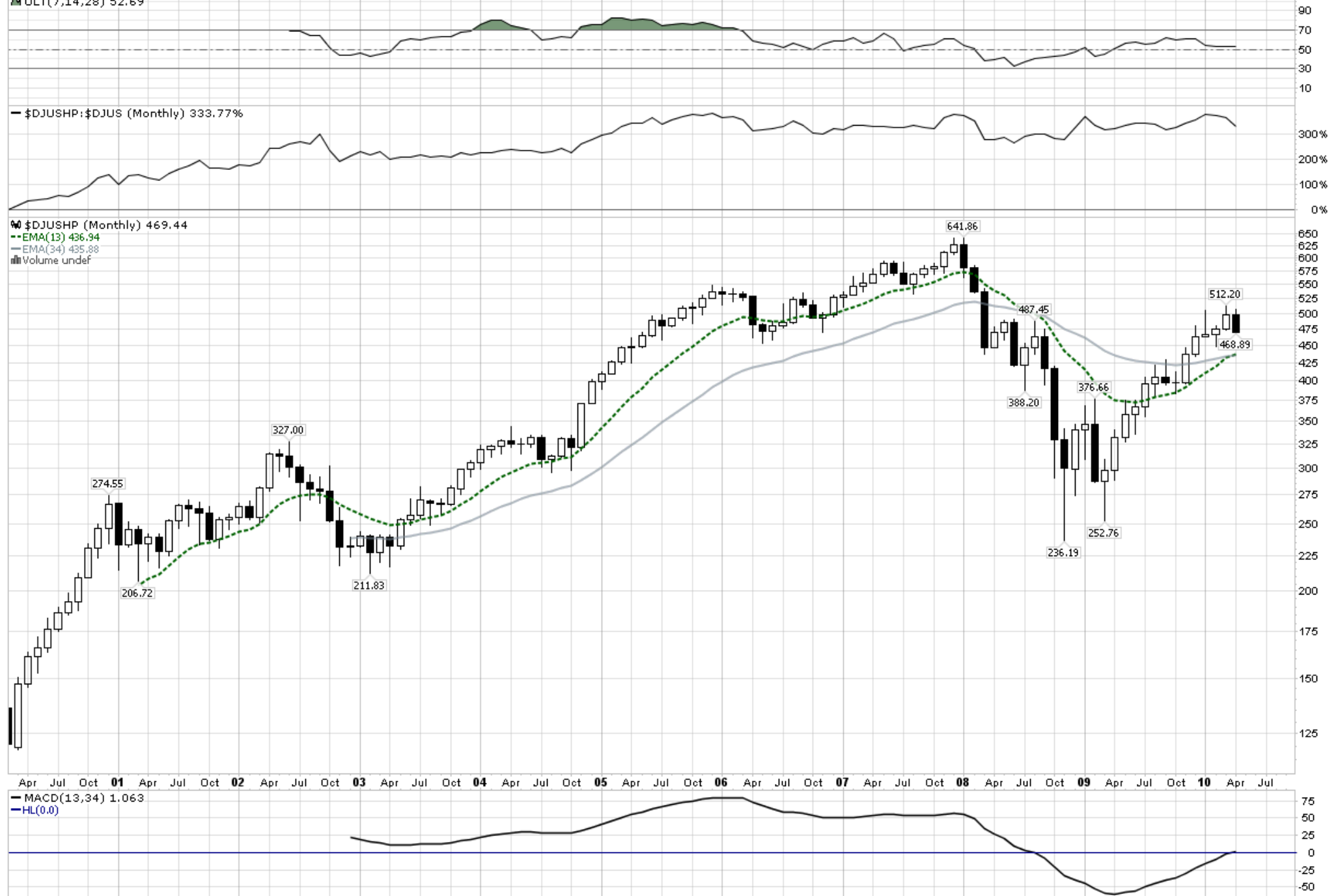
**\$DJUSHP** (Dow Jones US Health Care Providers Index) INDX

30-Apr-2010

© StockCharts.com

▲ ULT(7,14,28) 52.69

Open 497.83 High 505.99 Low 468.89 Close 469.44 Chg -28.36 (-5.70%) ▼



**\$DJUSHR** (Dow Jones US Commercial Vehicles & Trucks Index) IND.X

30-Apr-2010

© StockCharts.com

▲ ULT(7,14,28) 53.87

Open 896.55 High 1014.59 Low 896.55 Close 953.51 Chg +57.72 (+6.44%) ▲

— \$DJUSHR:\$DJUS (Monthly) 332.09%

📊 \$DJUSHR (Monthly) 953.51

--- EMA(13) 774.02

— EMA(34) 773.32

▒ Volume undef



**\$DJUSHV** (Dow Jones US Heavy Construction Index) INDX

30-Apr-2010

© StockCharts.com

▲ ULT(7,14,28) 43.73

Open 358.61 High 399.38 Low 358.59 Close 384.70 Chg +26.39 (+7.37%) ▲

— \$DJUSHV:\$DJUS (Monthly) 286.09%

📊 \$DJUSHV (Monthly) 384.70

--- EMA(13) 351.87

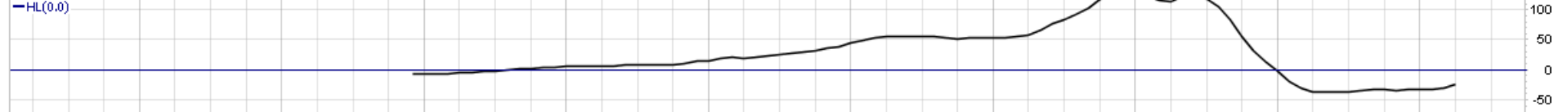
— EMA(34) 376.97

▒ Volume undef



— MACD(13,34) -25.098

— HL(0.0)



**\$DJUSIB** (Dow Jones US Insurance Brokers Index) INDX

30-Apr-2010

▲ ULT(7,14,28) 52.55

© StockCharts.com  
Open 99.01 High 103.02 Low 98.69 Close 100.29 Chg +1.29 (+1.30%) ▲

— \$DJUSIB:\$DJUS (Monthly) -3.54%

📊 \$DJUSIB (Monthly) 100.29

--- EMA(13) 93.49

— EMA(34) 96.06

▒ Volume undef



**\$DJUSID** (Dow Jones US Diversified Industrials Index) INDX

30-Apr-2010

© StockCharts.com

Open 308.33 High 330.59 Low 307.88 Close 320.46 Chg +12.14 (+3.94%) ▲

▲ ULT(7,14,28) 53.43



# \$DJUSIF (Dow Jones US Full Line Insurance Index) INDX

30-Apr-2010

© StockCharts.com

Open 29.65 High 33.28 Low 29.28 Close 30.65 Chg +1.01 (+3.41%) ▲

▲ ULT(7,14,28) 39.60

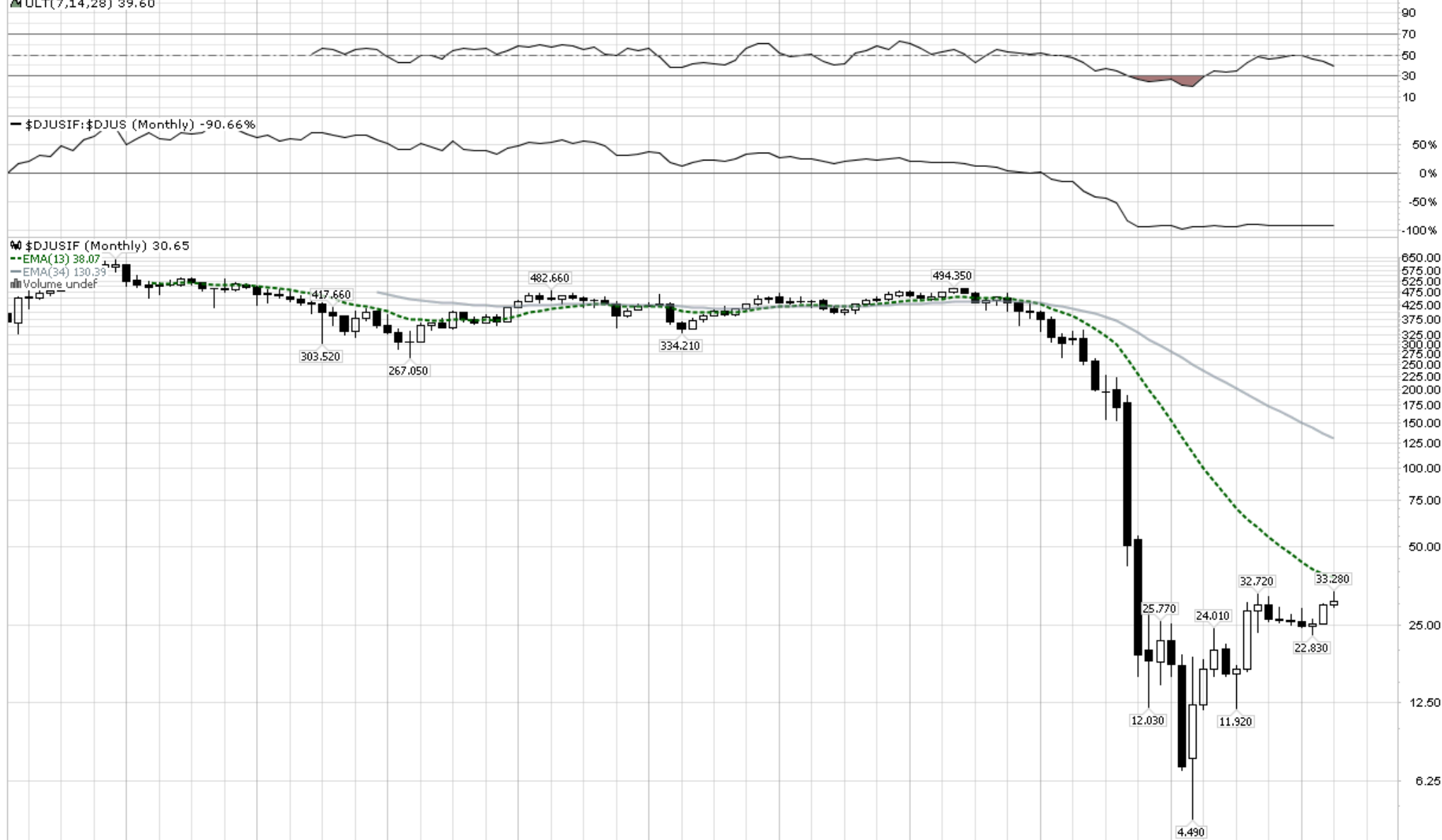
— \$DJUSIF:\$DJUS (Monthly) -90.66%

📊 \$DJUSIF (Monthly) 30.65

— EMA(13) 38.07

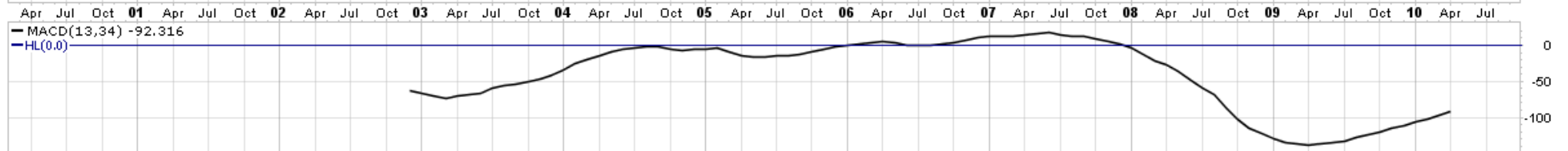
— EMA(34) 130.39

📊 Volume undef



— MACD(13,34) -92.316

— HL(0.0)



**\$DJUSIG** (Dow Jones US Industrial Goods & Services) INDX

30-Apr-2010

© StockCharts.com

Open 300.83 High 322.29 Low 300.70 Close 313.38 Chg +12.55 (+4.17%) ▲

▲ ULT(7,14,28) 57.16

— \$DJUSIG:\$DJUS (Monthly) 6.56%

📊 \$DJUSIG (Monthly) 313.38

--- EMA(13) 269.56

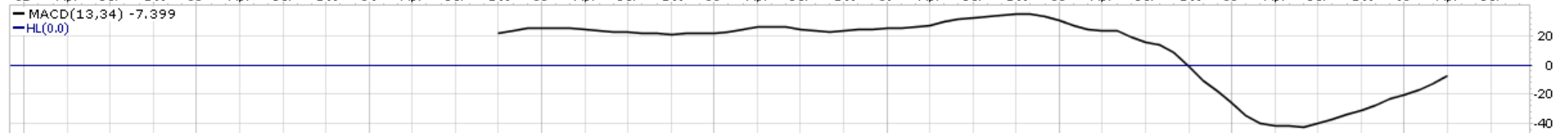
— EMA(34) 276.96

📊 Volume undef



— MACD(13,34) -7.399

— HL(0.0)



\$DJUSIL (Dow Jones US Life Insurance Index) INDX

30-Apr-2010

▲ ULT(7,14,28) 57.67

© StockCharts.com  
Open 479.72 High 513.64 Low 472.23 Close 481.70 Chg +2.03 (+0.42%) ▲

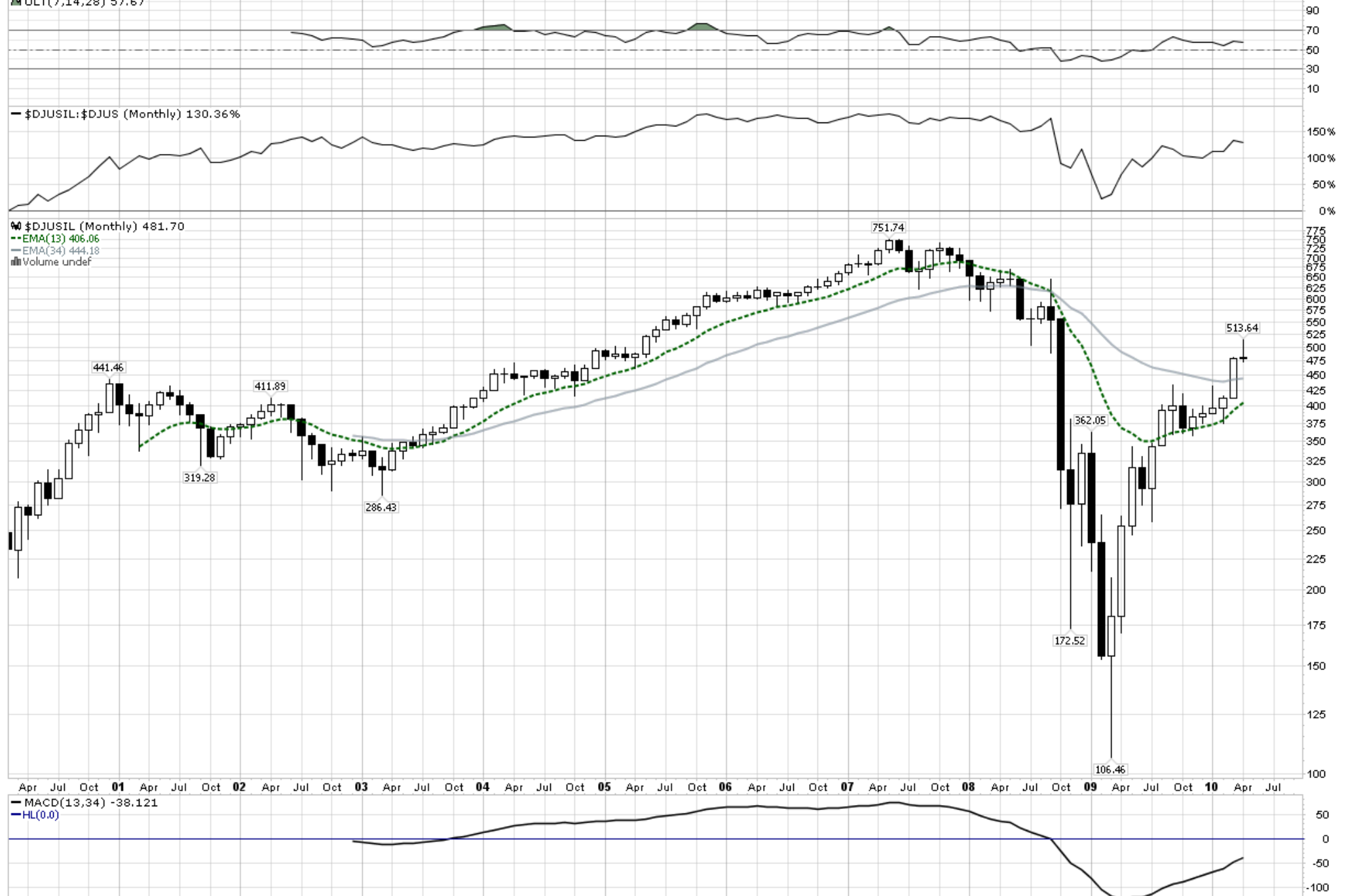
— \$DJUSIL:\$DJUS (Monthly) 130.36%

📊 \$DJUSIL (Monthly) 481.70

--- EMA(13) 406.06

— EMA(34) 444.18

▒ Volume undef





**\$DJUSIM** (Dow Jones US Industrial Metals Index) INDX

30-Apr-2010

▲ ULT(7,14,28) 45.80

© StockCharts.com  
Open 300.95 High 320.50 Low 277.67 Close 278.55 Chg -22.29 (-7.41%) ▼

— \$DJUSIM:\$DJUS (Monthly) 94.02%

📊 \$DJUSIM (Monthly) 278.55

--- EMA(13) 258.75

— EMA(34) 277.91

▒ Volume undef



**\$DJUSIN** (Dow Jones US Industrials Index) INDX

30-Apr-2010

© StockCharts.com

Open 280.59 High 302.06 Low 280.59 Close 293.36 Chg +12.77 (+4.55%) ▲

▲ ULT(7,14,28) 56.61

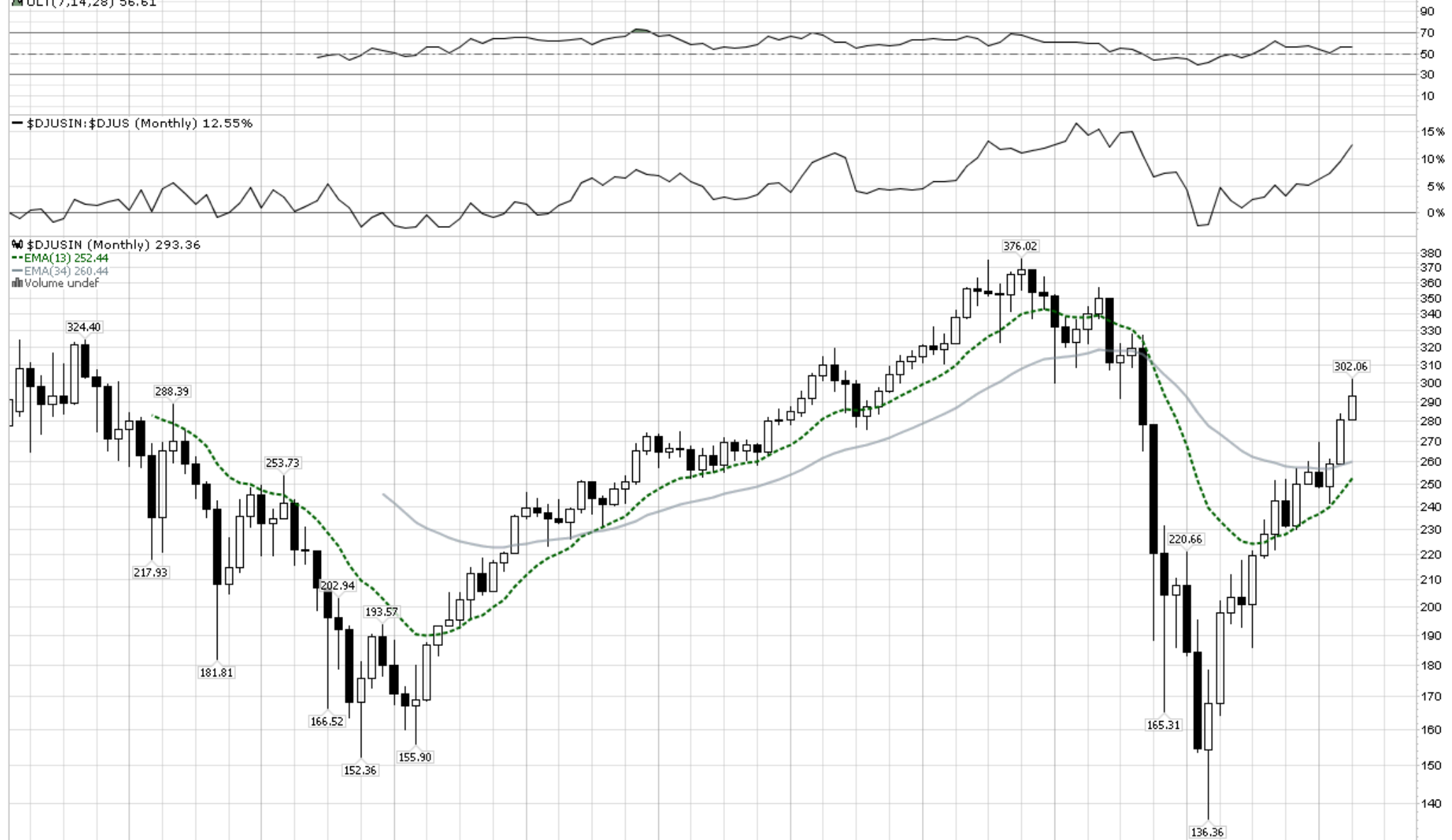
— \$DJUSIN:\$DJUS (Monthly) 12.55%

📊 \$DJUSIN (Monthly) 293.36

--- EMA(13) 252.44

— EMA(34) 260.44

Volume undef



— MACD(13,34) -8.000

— HL(0.0)



**\$DJUSIP** (Dow Jones US Property & Casualty Insurance Index) INDX

30-Apr-2010

© StockCharts.com

Open 296.35 High 310.17 Low 296.33 Close 298.76 Chg +2.43 (+0.82%) ▲

▲ ULT(7,14,28) 56.63

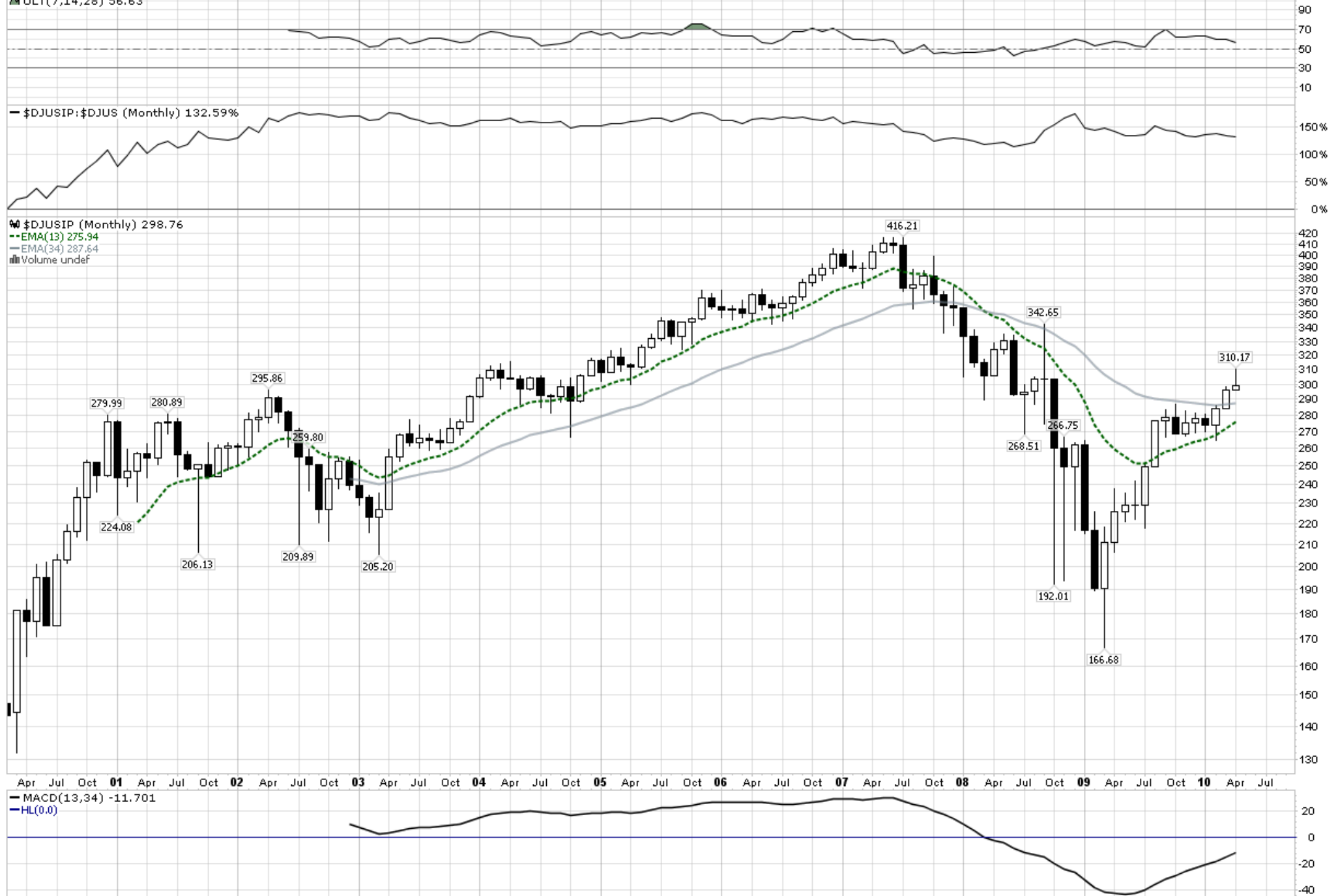
— \$DJUSIP:\$DJUS (Monthly) 132.59%

📊 \$DJUSIP (Monthly) 298.76

--- EMA(13) 275.94

— EMA(34) 287.64

Volume undef



**\$DJUSIQ** (Dow Jones US Industrial Engineering Index) IND.X

30-Apr-2010

▲ ULT(7,14,28) 54.90

© StockCharts.com  
Open 756.36 High 846.70 Low 756.36 Close 806.58 Chg +50.25 (+6.64%) ▲

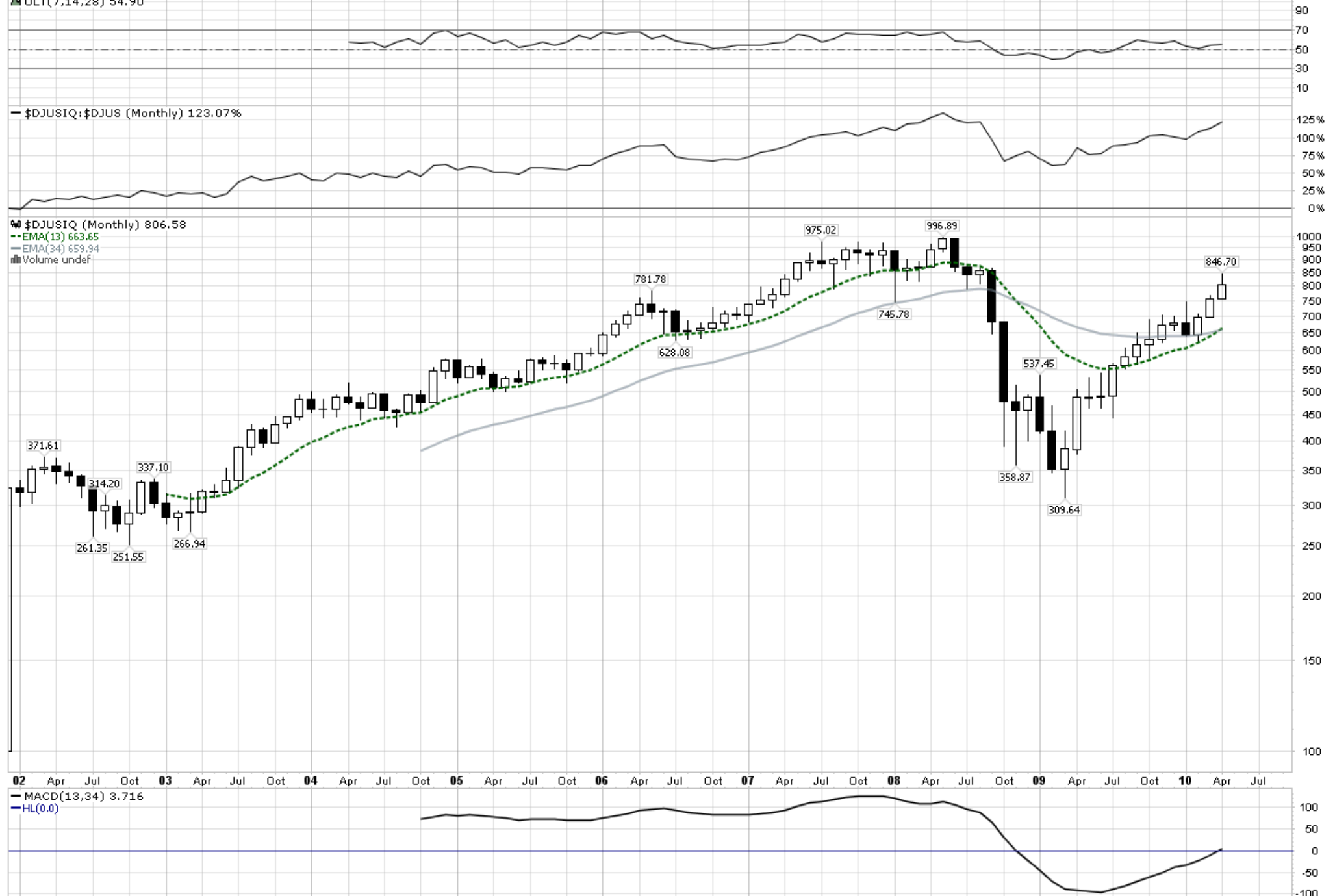
— \$DJUSIQ:\$DJUS (Monthly) 123.07%

📊 \$DJUSIQ (Monthly) 806.58

--- EMA(13) 663.65

— EMA(34) 659.94

📊 Volume undef



\$DJUSIR (Dow Jones US Insurance Index) INDX

30-Apr-2010

© StockCharts.com

Open 261.43 High 272.49 Low 259.11 Close 260.55 Chg -0.87 (-0.33%)

▲ ULT(7,14,28) 55.45

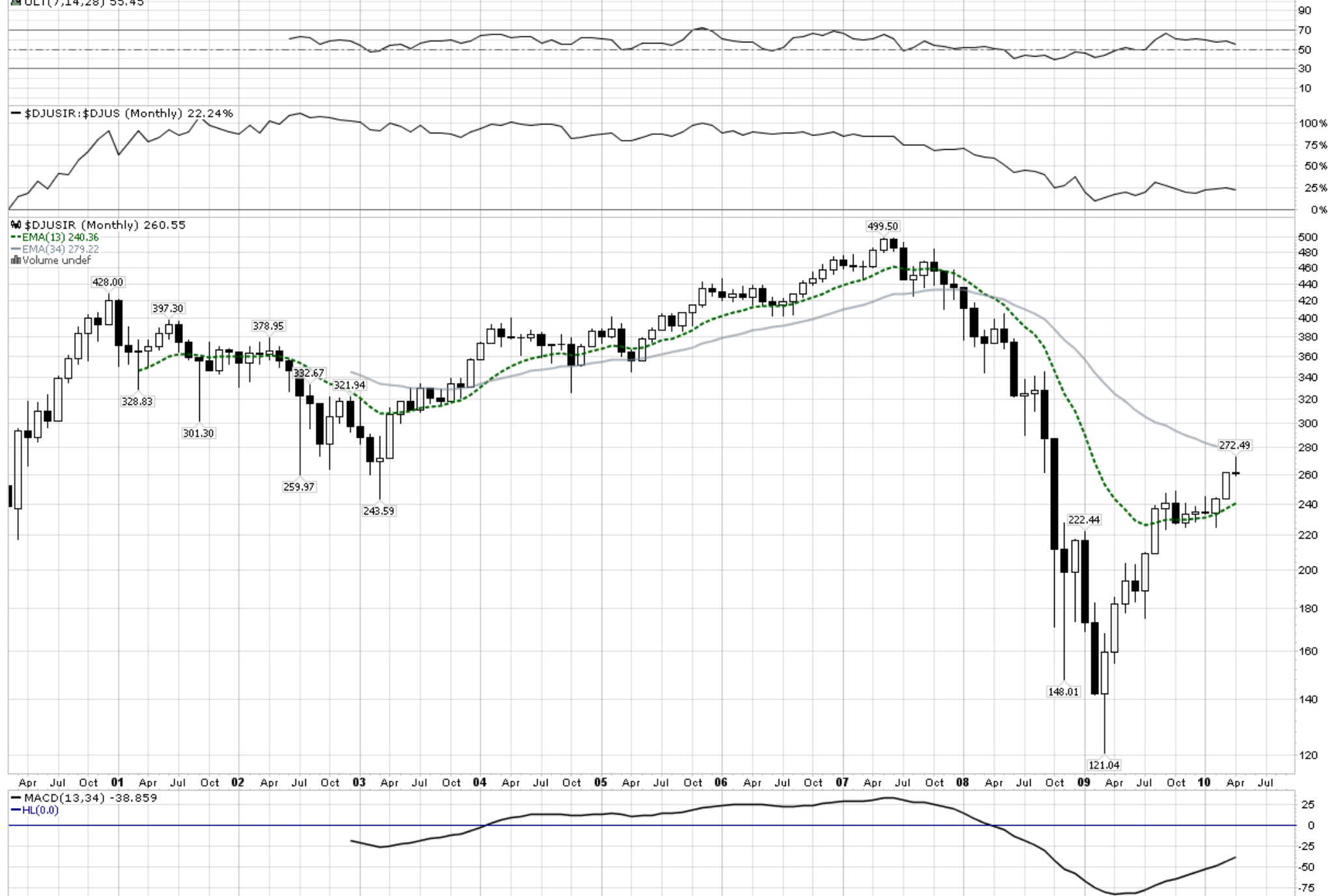
— \$DJUSIR:\$DJUS (Monthly) 22.24%

📊 \$DJUSIR (Monthly) 260.55

--- EMA(13) 240.36

— EMA(34) 279.22

▒ Volume undef



# \$DJUSIS (Dow Jones US Support Services Index) INDX

30-Apr-2010

© StockCharts.com

Open 162.78 High 172.98 Low 162.40 Close 167.08 Chg +4.31 (+2.65%) ▲

▲ ULT(7,14,28) 53.96

— \$DJUSIS:\$DJUS (Monthly) -10.34%

2.00 \$DJUSIS (Monthly) 167.08

--- EMA(13) 151.81

— EMA(34) 150.99

Volume undef



— MACD(13,34) 0.826

— HL(0.0)



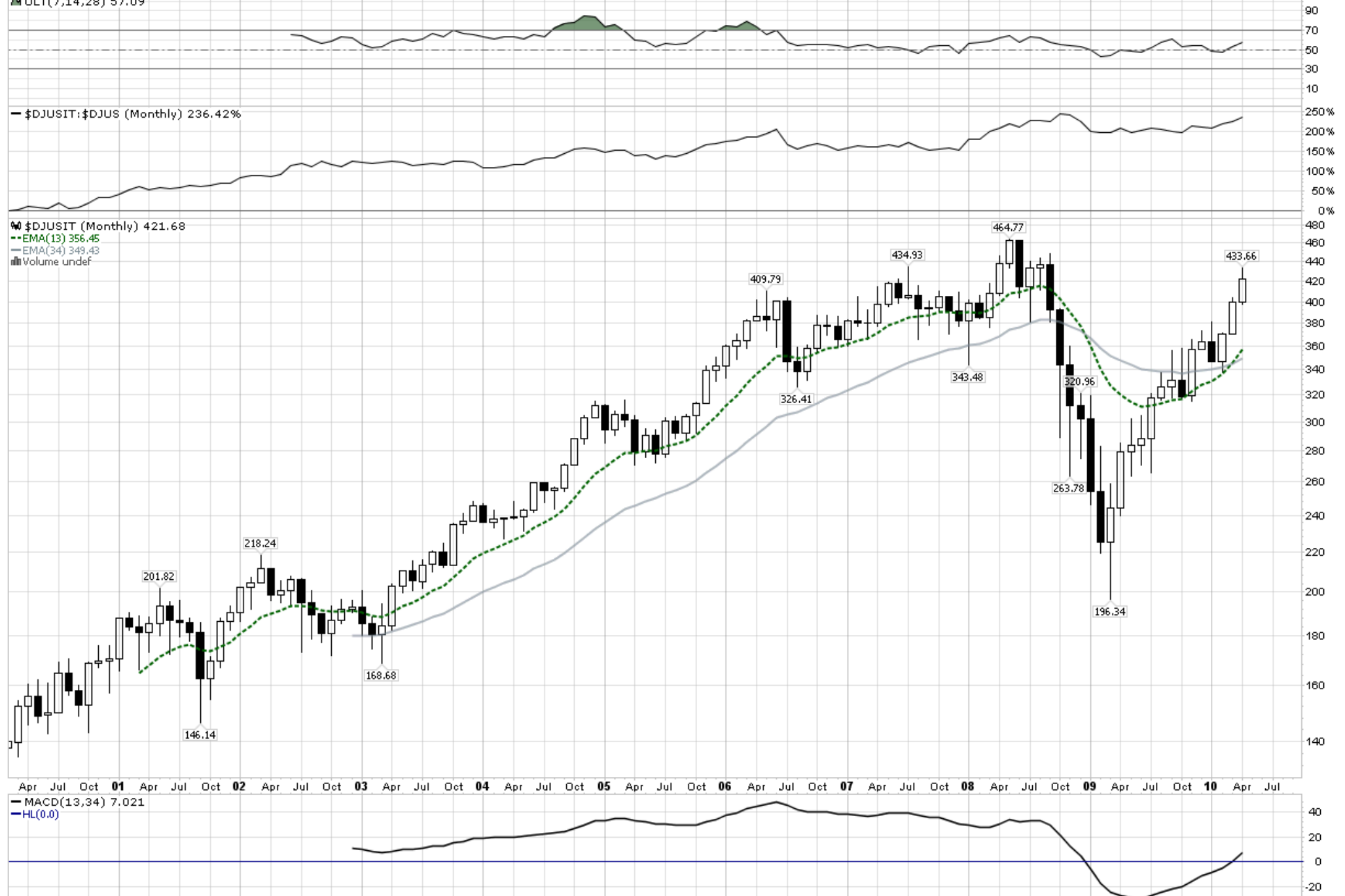
**\$DJUSIT** (Dow Jones US Industrial Transportation Index) INDX

30-Apr-2010

▲ ULT(7,14,28) 57.09

Open 399.67 High 433.66 Low 397.72 Close 421.68 Chg +22.02 (+5.51%) ▲

© StockCharts.com



# \$DJUSIU (Dow Jones US Reinsurance Index) INDX

30-Apr-2010

© StockCharts.com

Open 101.91 High 102.60 Low 97.17 Close 97.18 Chg -4.72 (-4.63%)

▲ ULT(7,14,28) 51.82

— \$DJUSIU:\$DJUS (Monthly) -5.81%

📊 \$DJUSIU (Monthly) 97.18

--- EMA(13) 95.61

— EMA(34) 94.85

📊 Volume undef



— MACD(13,34) 0.764

— HL(0.0)



**\$DJUSIV** (Dow Jones US Business Support Services Index) INDX

30-Apr-2010

© StockCharts.com

Open 192.19 High 202.88 Low 190.63 Close 195.16 Chg +3.08 (+1.60%) ▲

▲ ULT(7,14,28) 53.27

— \$DJUSIV:\$DJUS (Monthly) -20.93%

2-M \$DJUSIV (Monthly) 195.16

--- EMA(13) 178.89

— EMA(34) 179.95

Volume undef



— MACD(13,34) -1.059

— HL(0.0)



\$DJUSIX (Dow Jones US Nonlife Insurance Index) INDX

30-Apr-2010

© StockCharts.com

Open 217.77 High 224.58 Low 215.78 Close 216.36 Chg -1.40 (-0.64%) ▼

▲ ULT(7,14,28) 53.31

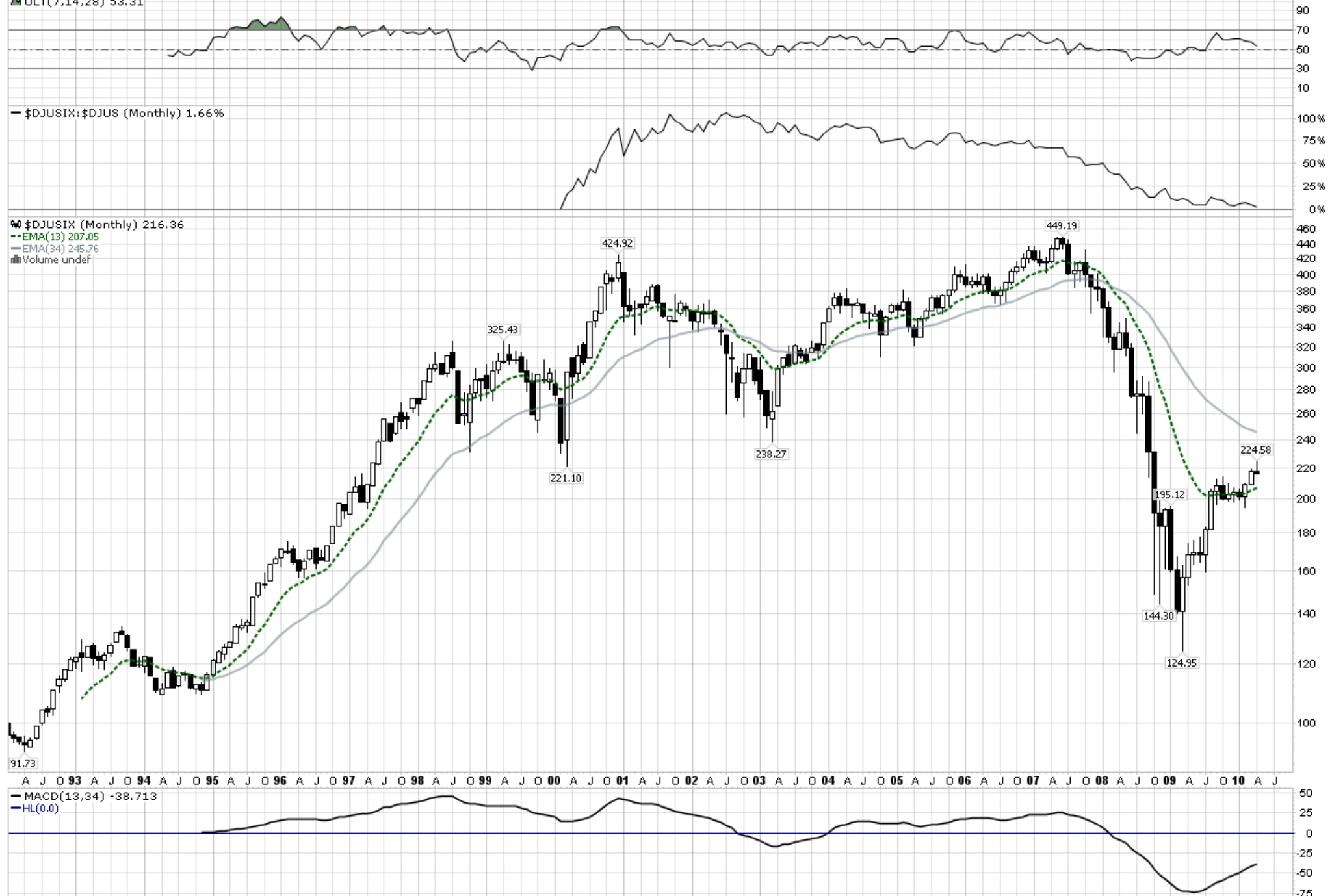
— \$DJUSIX:\$DJUS (Monthly) 1.66%

📊 \$DJUSIX (Monthly) 216.36

--- EMA(13) 207.05

— EMA(34) 245.76

▒ Volume undef



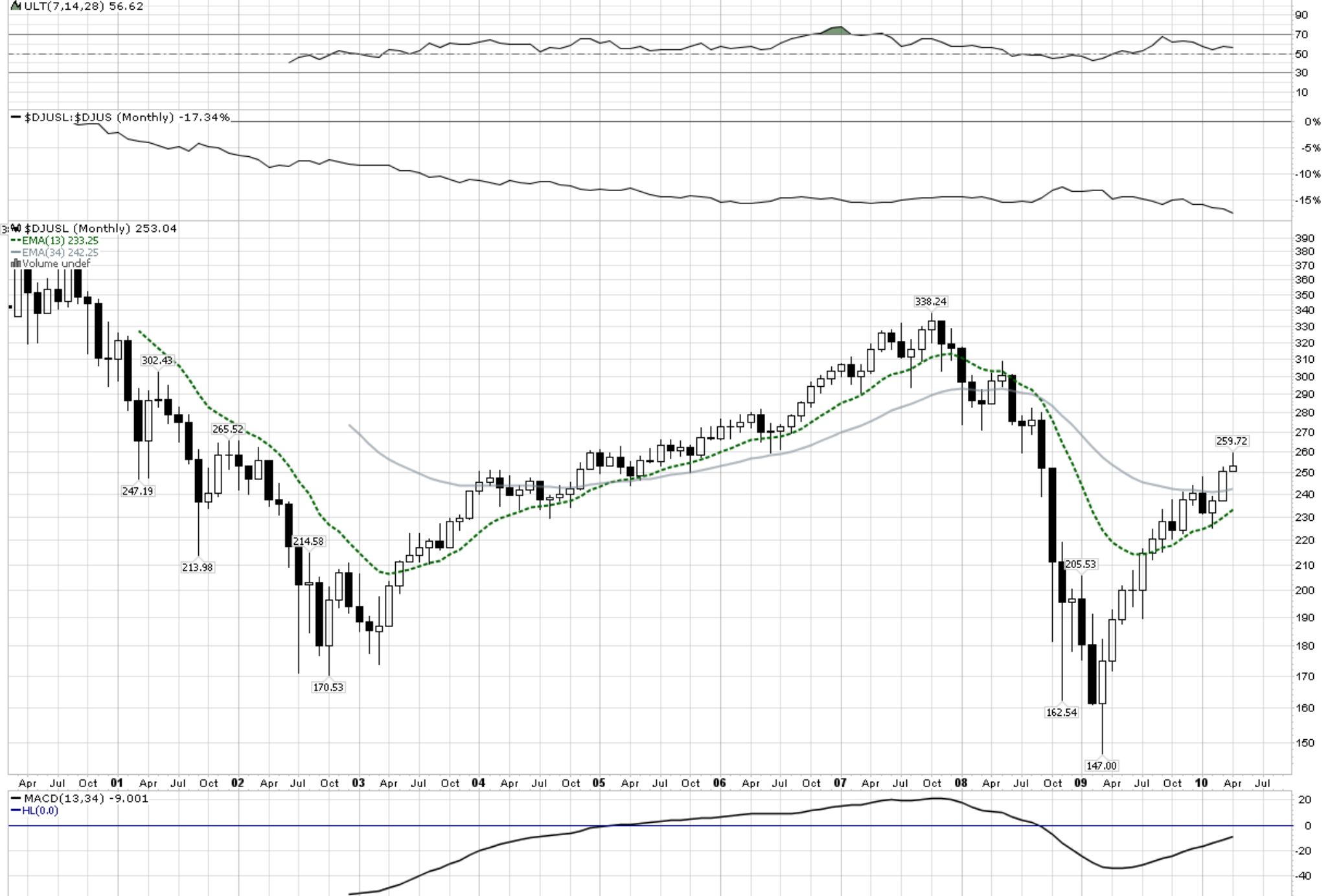
\$DJUSL (Dow Jones US Large Cap Index) INDX

30-Apr-2010

▲ ULT(7,14,28) 56.62

© StockCharts.com

Open 250.42 High 259.72 Low 250.42 Close 253.04 Chg +2.63 (+1.05%) ▲



\$DJUSLE (Dow Jones US Leisure Goods Index) INDX

30-Apr-2010

▲ ULT(7,14,28) 50.01

Open 196.56 High 212.30 Low 194.76 Close 198.18 Chg +1.81 (+0.92%) ▲

© StockCharts.com

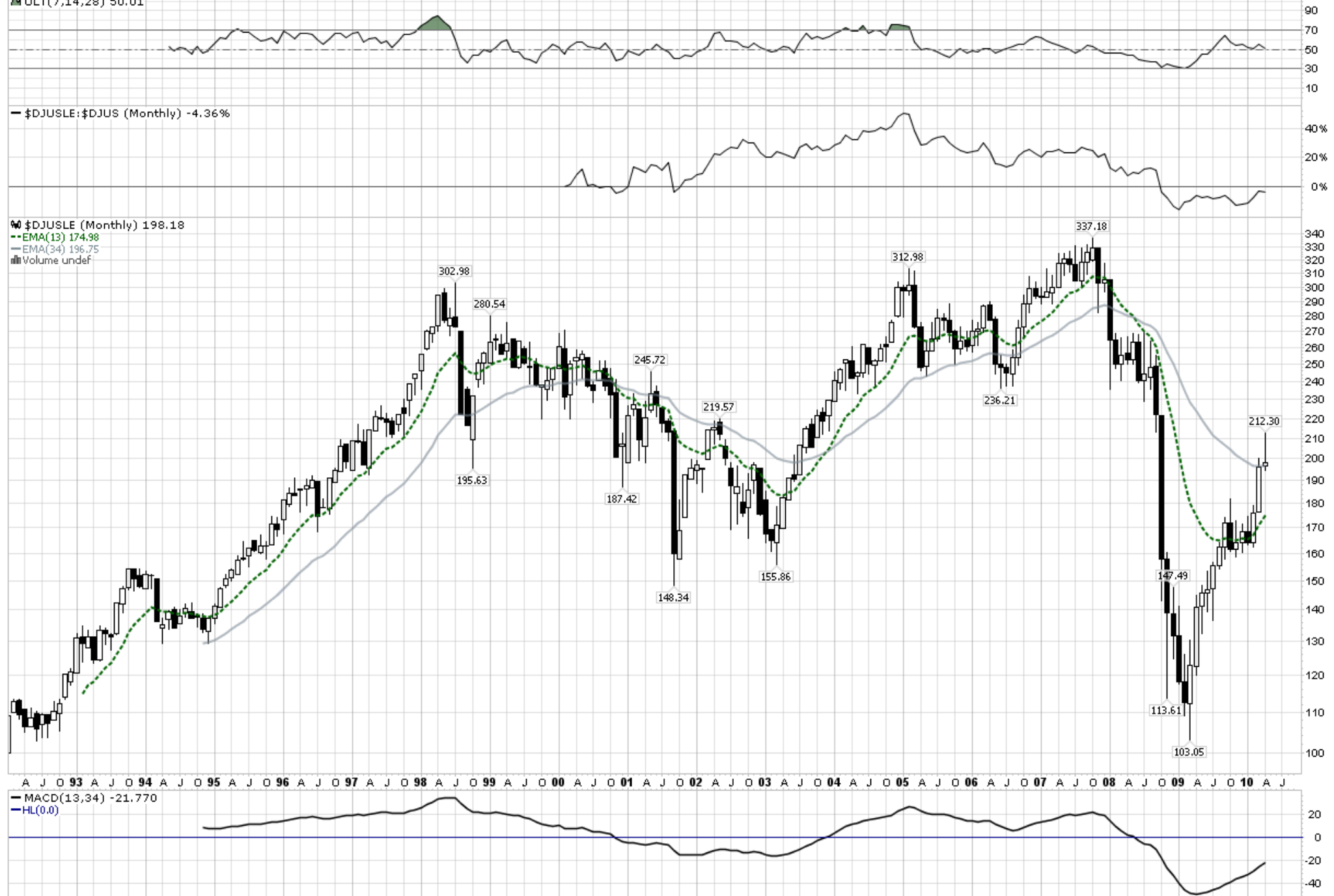
— \$DJUSLE:\$DJUS (Monthly) -4.36%

📊 \$DJUSLE (Monthly) 198.18

--- EMA(13) 174.98

— EMA(34) 196.75

▒ Volume undef



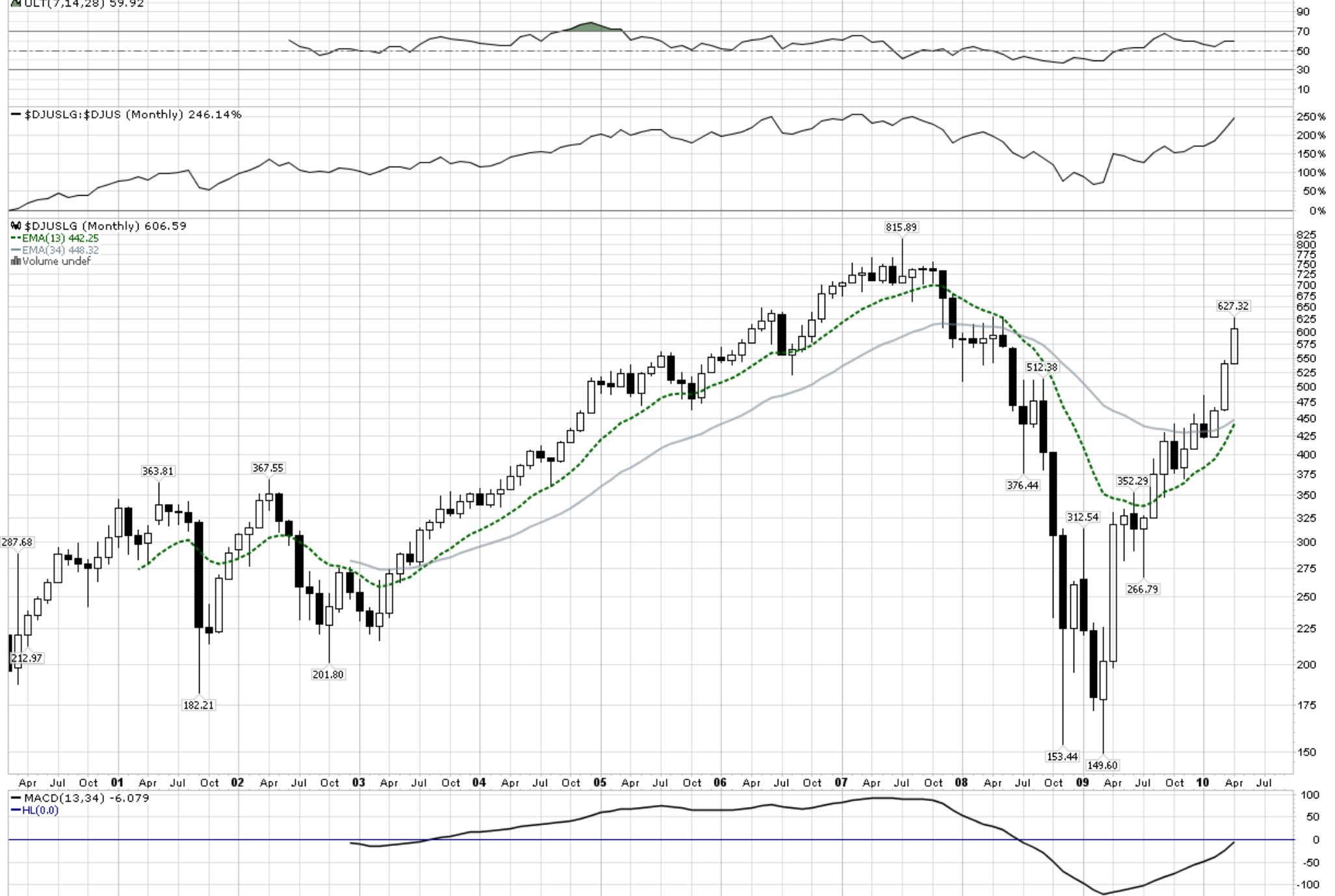
\$DJUSLG (Dow Jones US Hotels Index) IND.X

30-Apr-2010

▲ ULT(7,14,28) 59.92

Open 540.52 High 627.32 Low 540.52 Close 606.59 Chg +67.23 (+12.46%) ▲

© StockCharts.com







\$DJUSM (Dow Jones US Mid Cap Index) INDX

30-Apr-2010

© StockCharts.com

Open 413.69 High 443.64 Low 413.69 Close 428.52 Chg +14.83 (+3.58%) ▲

▲ ULT(7,14,28) 56.78

— \$DJUSM:\$DJUS (Monthly) 66.10%

📊 \$DJUSM (Monthly) 428.52

--- EMA(13) 370.10

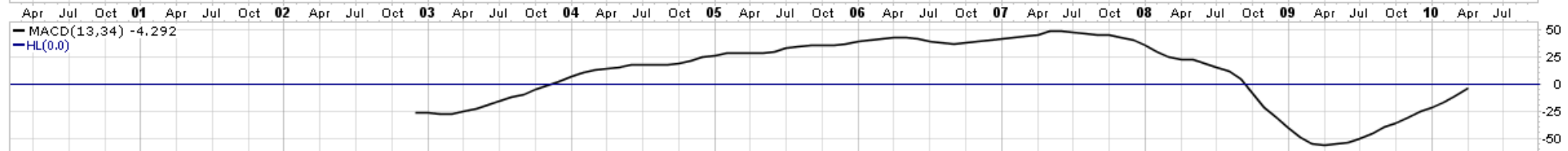
— EMA(34) 374.39

📊 Volume undef



— MACD(13,34) -4.292

— HL(0.0)





**\$DJUSME** (Dow Jones US Media Index) INDX

30-Apr-2010

▲ ULT(7,14,28) 62.48

© StockCharts.com  
Open 288.81 High 310.20 Low 288.53 Close 304.73 Chg +15.92 (+5.51%) ▲

— \$DJUSME:\$DJUS (Monthly) -25.31%

⌘ \$DJUSME (Monthly) 304.73

3--EMA(13) 252.19

—EMA(34) 257.48

▒ Volume undef



— MACD(13,34) -5.292

— HL(0.0)

**\$DJUSMF** (Dow Jones US Mortgage Finance Index) INDX

30-Apr-2010

▲ ULT(7,14,28) 42.83

Open 4.15 High 4.44 Low 4.03 Close 4.14 Chg +0.02 (+0.49%) ▲

© StockCharts.com



\$DJUSMG (Dow Jones US Mining Index) INDX

30-Apr-2010

▲ ULT(7,14,28) 48.44

© StockCharts.com  
Open 199.86 High 213.03 Low 196.52 Close 205.02 Chg +5.27 (+2.64%) ▲

— \$DJUSMG:\$DJUS (Monthly) 304.12%

📊 \$DJUSMG (Monthly) 205.02

--- EMA(13) 178.71

— EMA(34) 173.60

▒ Volume undef



**\$DJUSMS** (Dow Jones US Medical Supplies Index) INDX

30-Apr-2010

© StockCharts.com

Open 400.69 High 408.61 Low 375.92 Close 377.75 Chg -22.88 (-5.71%)

▲ ULT(7,14,28) 48.01

— \$DJUSMS:\$DJUS (Monthly) 128.70%

📊 \$DJUSMS (Monthly) 377.75

--- EMA(13) 370.74

— EMA(34) 361.39

▒ Volume undef



**\$DJUSMT** (Dow Jones US Marine Transportation Index) INDX

30-Apr-2010

▲ ULT(7,14,28) 48.25

© StockCharts.com  
Open 182.93 High 211.57 Low 182.90 Close 205.69 Chg +23.10 (+12.65%) ▲

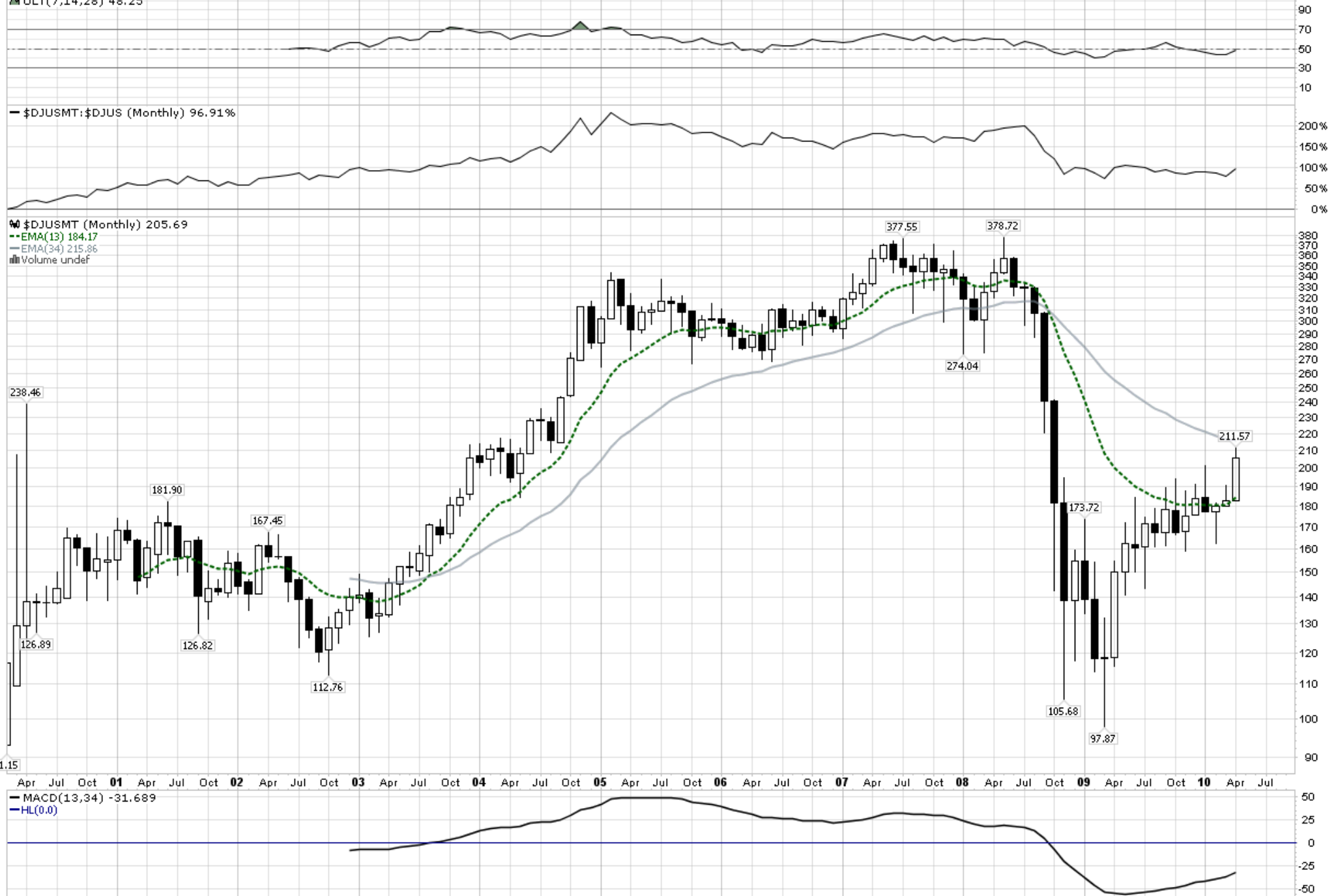
— \$DJUSMT:\$DJUS (Monthly) 96.91%

📊 \$DJUSMT (Monthly) 205.69

--- EMA(13) 184.17

— EMA(34) 215.86

▒ Volume undef



**\$DJUSMU** (Dow Jones US Multiutilities Index) INDX

30-Apr-2010

© StockCharts.com

▲ ULT(7,14,28) 57.71

Open 98.17 High 100.99 Low 97.32 Close 100.20 Chg +2.08 (+2.12%) ▲

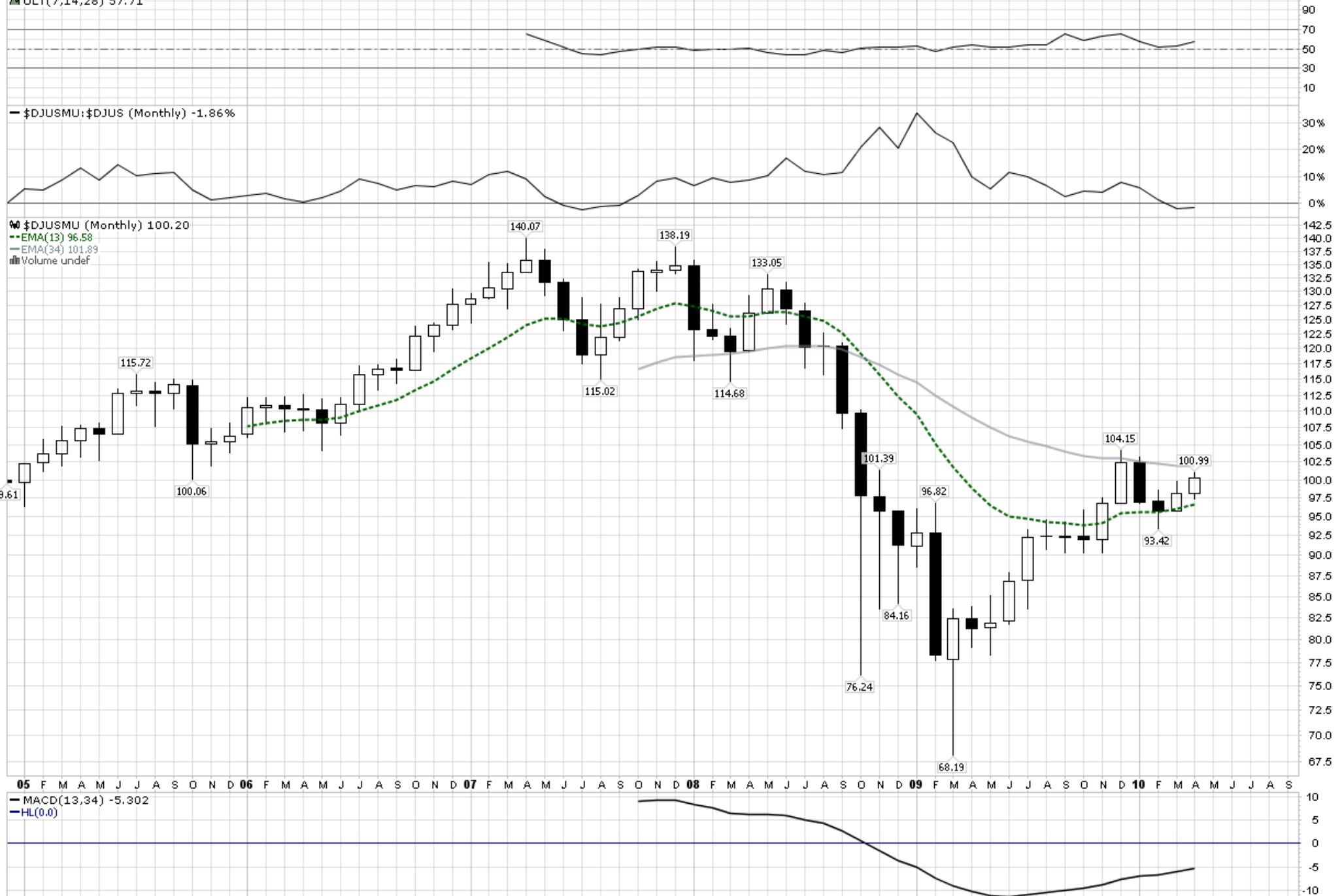
— \$DJUSMU:\$DJUS (Monthly) -1.86%

📊 \$DJUSMU (Monthly) 100.20

--- EMA(13) 96.58

— EMA(34) 101.89

📊 Volume undef



**\$DJUSNC** (Dow Jones US Consumer Goods Index) INDX

30-Apr-2010

© StockCharts.com

Open 295.54 High 302.45 Low 293.19 Close 294.51 Chg -1.02 (-0.35%) ▼

▲ ULT(7,14,28) 54.82

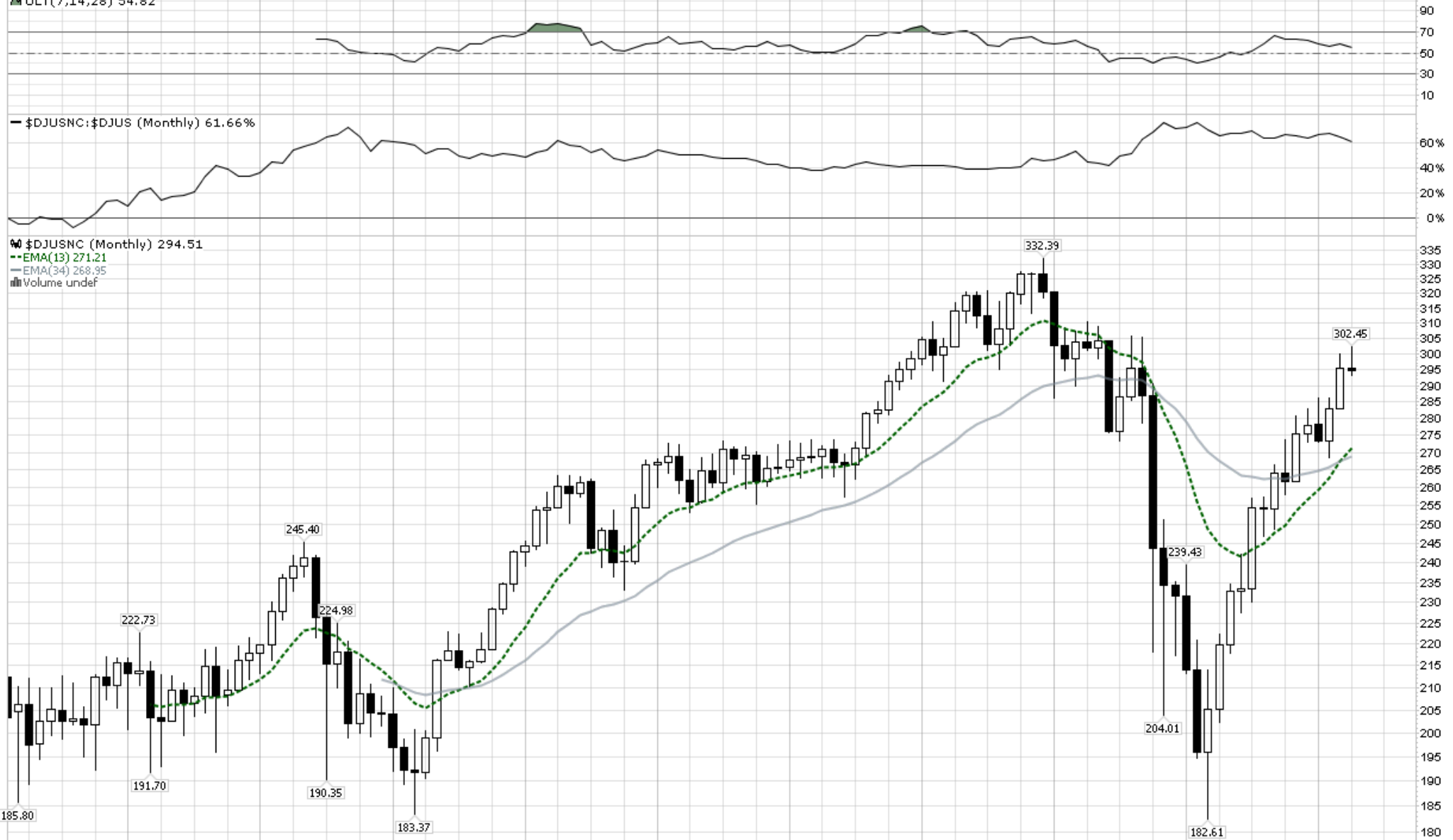
— \$DJUSNC:\$DJUS (Monthly) 61.66%

📊 \$DJUSNC (Monthly) 294.51

--- EMA(13) 271.21

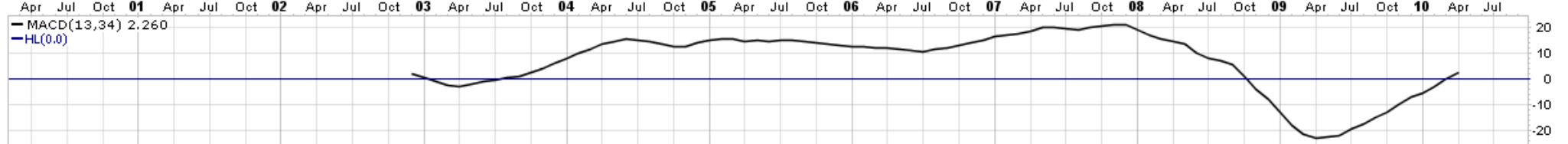
— EMA(34) 268.95

▒ Volume undef



— MACD(13,34) 2.260

— HL(0.0)



\$DJUSNF (Dow Jones US Nonferrous Metals Index) INDX

30-Apr-2010

© StockCharts.com

Open 525.86 High 556.76 Low 478.18 Close 480.67 Chg -45.08 (-8.57%)

▲ ULT(7,14,28) 45.58

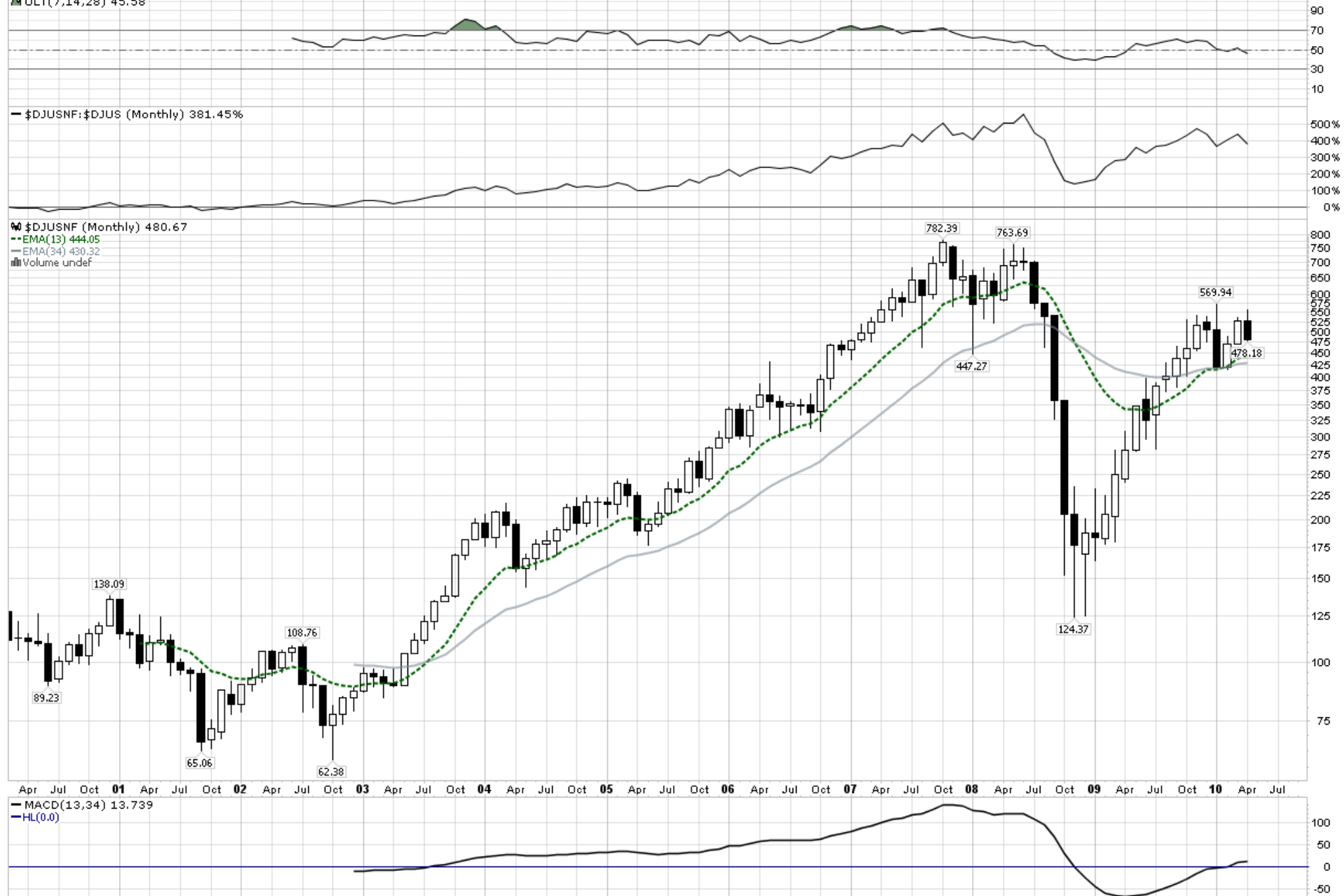
— \$DJUSNF:\$DJUS (Monthly) 381.45%

📊 \$DJUSNF (Monthly) 480.67

--- EMA(13) 444.05

— EMA(34) 430.32

▒ Volume undef



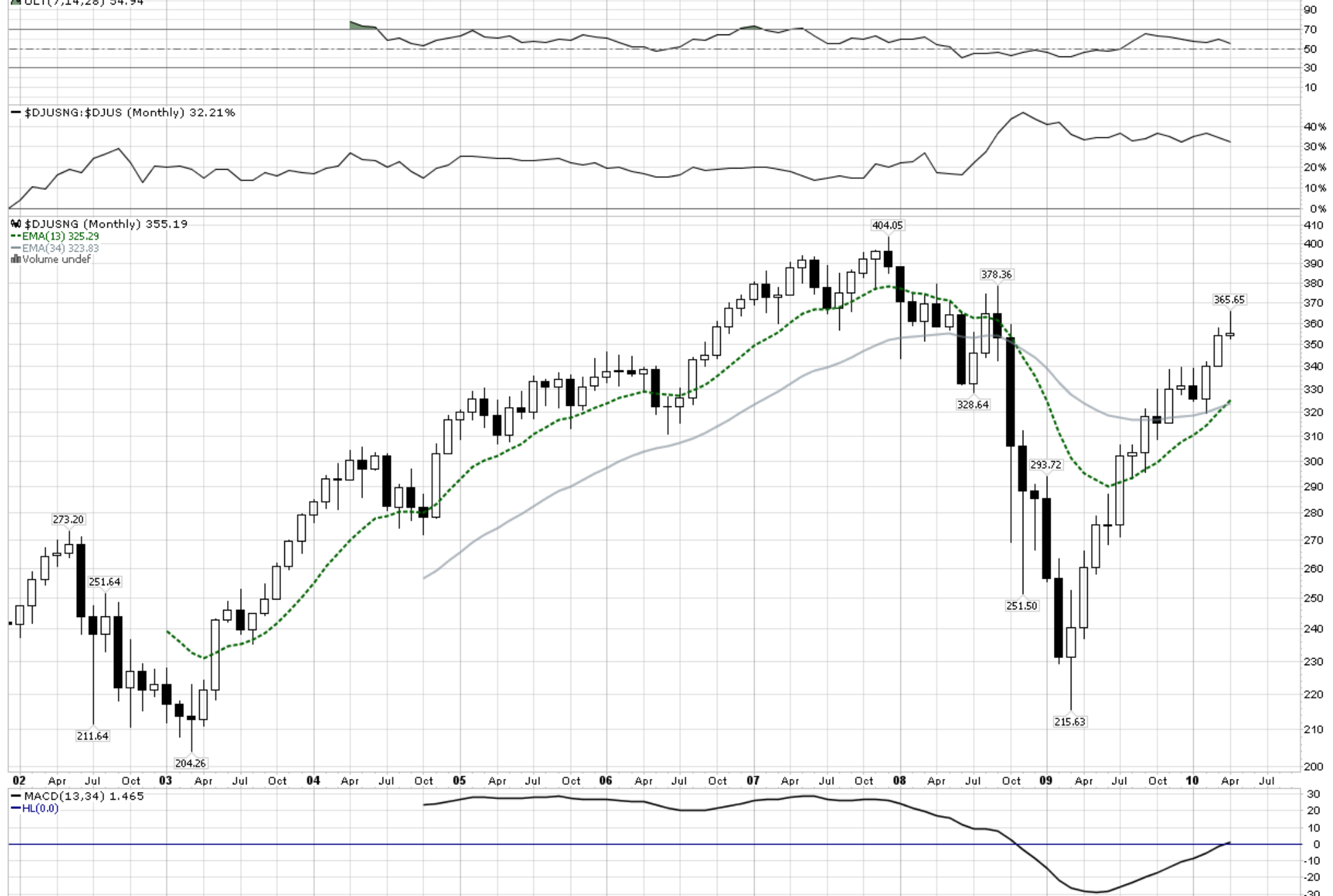


**\$DJUSNG** (Dow Jones US Personal & Household Goods Index) INDX

30-Apr-2010

Open 354.15 High 365.65 Low 352.72 Close 355.19 Chg +1.06 (+0.30%) ▲

▲ ULT(7,14,28) 54.94



**\$DJUSNS** (Dow Jones US Internet Index) INDX

30-Apr-2010

© StockCharts.com

Open 400.23 High 427.06 Low 376.58 Close 379.59 Chg -20.63 (-5.15%)

▲ ULT(7,14,28) 48.41

— \$DJUSNS:\$DJUS (Monthly) 223.11%

📊 \$DJUSNS (Monthly) 379.59

--- EMA(13) 362.74

— EMA(34) 349.69

▒ Volume undef



# \$DJUSOE (Dow Jones US Electronic Office Equipment Index) INDX

30-Apr-2010

▲ ULT(7,14,28) 52.32

© StockCharts.com  
Open 178.18 High 204.76 Low 177.13 Close 193.70 Chg +16.96 (+9.60%) ▲

— \$DJUSOE:\$DJUS (Monthly) -35.35%

📊 \$DJUSOE (Monthly) 193.70

--- EMA(13) 165.56

— EMA(34) 189.64

📊 Volume undef



**\$DJUSOG** (Dow Jones US Oil & Gas Producers Index) INDX

30-Apr-2010

© StockCharts.com

▲ ULT(7,14,28) 48.85

Open 485.33 High 520.50 Low 485.33 Close 506.23 Chg +20.91 (+4.31%) ▲

— \$DJUSOG:\$DJUS (Monthly) 196.66%

📊 \$DJUSOG (Monthly) 506.23

--- EMA(13) 479.26

— EMA(34) 488.03

▒ Volume undef



**\$DJUSOI** (Dow Jones US Oil Equipment & Services Index) IND.X

30-Apr-2010

© StockCharts.com

Open 500.69 High 563.75 Low 500.69 Close 525.41 Chg +24.73 (+4.94%) ▲

▲ ULT(7,14,28) 43.33

— \$DJUSOI:\$DJUS (Monthly) 145.94%

📊 \$DJUSOI (Monthly) 525.41

--- EMA(13) 480.06

— EMA(34) 499.48

📊 Volume undef



**\$DJUSOL** (Dow Jones US Integrated Oil & Gas Index) INDX

30-Apr-2010

© StockCharts.com

▲ ULT(7,14,28) 48.10

Open 427.47 High 455.91 Low 427.47 Close 446.50 Chg +19.76 (+4.63%) ▲

— \$DJUSOL:\$DJUS (Monthly) 125.87%

📊 \$DJUSOL (Monthly) 446.50

--- EMA(13) 433.60

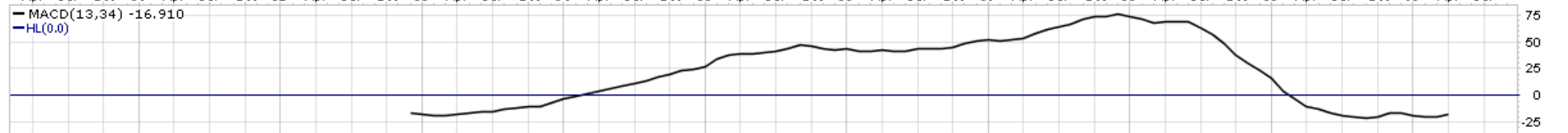
— EMA(34) 450.51

▒ Volume undef



— MACD(13,34) -16.910

— HL(0.0)



**\$DJUSOQ** (Dow Jones US Oil Equipment, Services & Distribution Index) INDEX

30-Apr-2010

▲ ULT(7,14,28) 44.19

Open 521.87 High 585.71 Low 521.87 Close 547.98 Chg +26.12 (+5.01%) ▲

— \$DJUSOQ:\$DJUS (Monthly) 100.44%

📊 \$DJUSOQ (Monthly) 547.98

--- EMA(13) 498.67

— EMA(34) 520.63

▒ Volume undef



**\$DJUSOS** (Dow Jones US Exploration & Production Index) INDX

30-Apr-2010

© StockCharts.com

Open 598.75 High 648.04 Low 598.74 Close 621.46 Chg +22.74 (+3.80%) ▲

▲ ULT(7,14,28) 48.27

— \$DJUSOS:\$DJUS (Monthly) 588.25%

📊 \$DJUSOS (Monthly) 621.46

--- EMA(13) 563.78

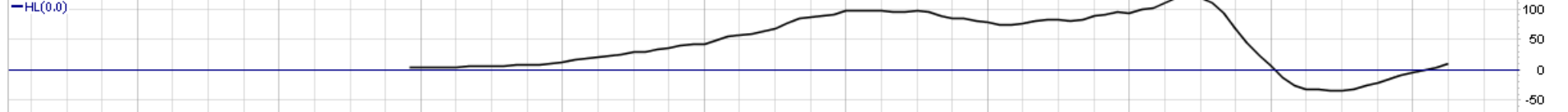
— EMA(34) 554.41

▒ Volume undef



— MACD(13,34) 9.369

— HL(0.0)





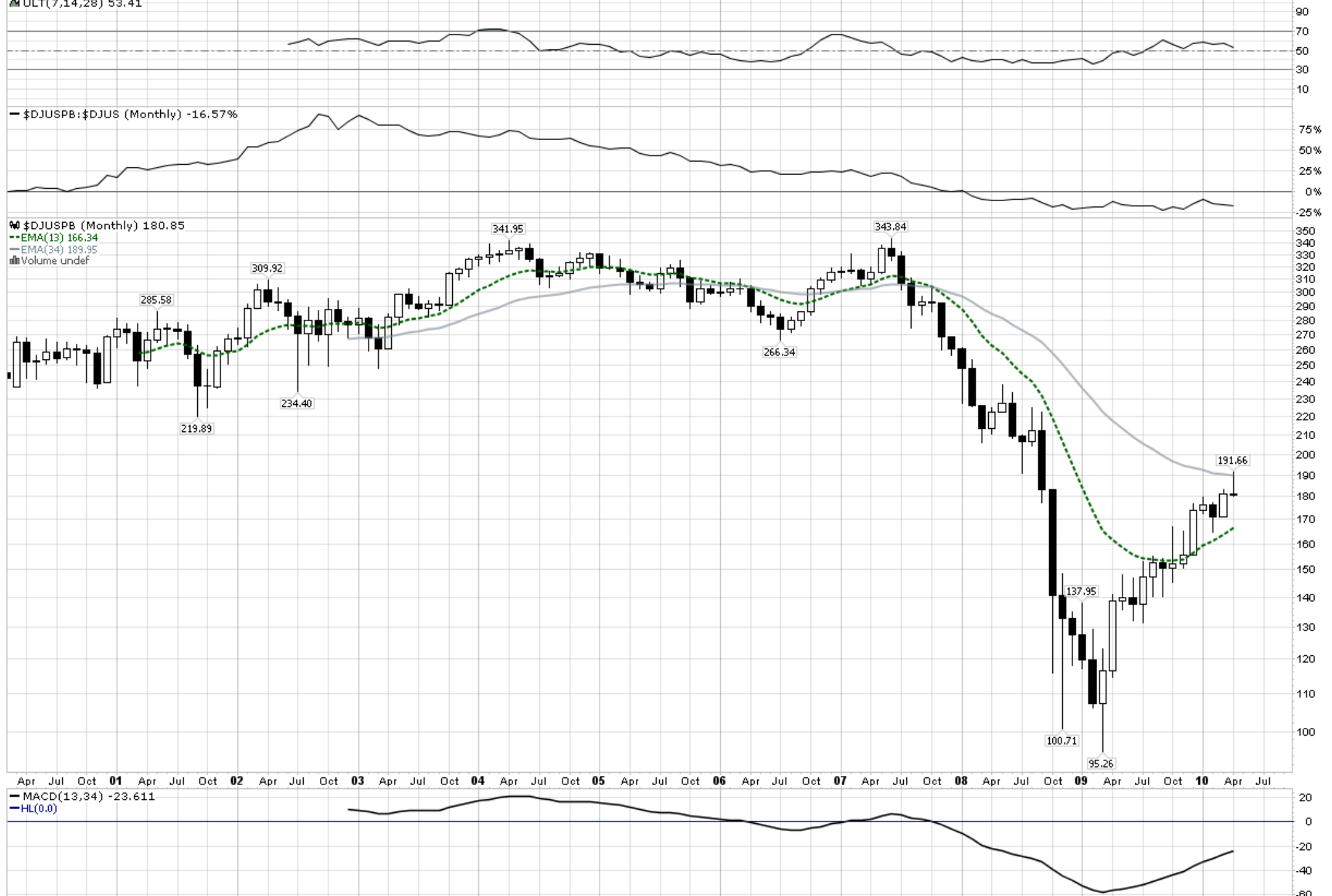
**\$DJUSPB** (Dow Jones US Publishing Index) INDX

30-Apr-2010

▲ ULT(7,14,28) 53.41

© StockCharts.com

Open 181.16 High 191.66 Low 180.06 Close 180.85 Chg -0.25 (-0.14%) ▼



**\$DJUSPC** (Dow Jones US Waste & Disposal Services Index) INDX

30-Apr-2010

© StockCharts.com

Open 111.55 High 117.37 Low 111.52 Close 116.06 Chg +4.55 (+4.08%) ▲

▲ ULT(7,14,28) 60.15

— \$DJUSPC:\$DJUS (Monthly) 210.00%

📊 \$DJUSPC (Monthly) 116.06

--- EMA(13) 105.41

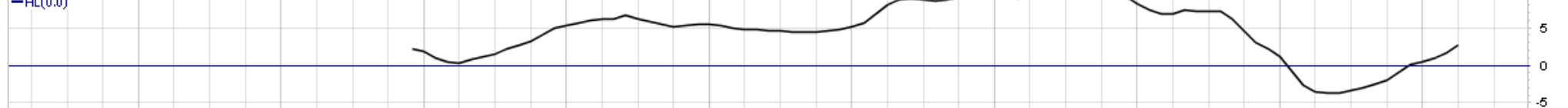
— EMA(34) 102.78

▒ Volume undef



— MACD(13,34) 2.632

— HL(0.0)



**\$DJUSPG** (Dow Jones US Personal Goods Index) IND.X

30-Apr-2010

▲ ULT(7,14,28) 62.04

© StockCharts.com  
Open 276.34 High 286.31 Low 275.24 Close 279.10 Chg +2.79 (+1.01%) ▲

— \$DJUSPG:\$DJUS (Monthly) 123.64%

📊 \$DJUSPG (Monthly) 279.10

--- EMA(13) 247.56

— EMA(34) 237.47

▒ Volume undef



— MACD(13,34) 10.090

— HL(0.0)



**\$DJUSPL** (Dow Jones US Pipelines Index) IND.X

30-Apr-2010

© StockCharts.com

Open 388.07 High 422.41 Low 388.07 Close 409.93 Chg +22.24 (+5.74%) ▲

▲ ULT(7,14,28) 55.68

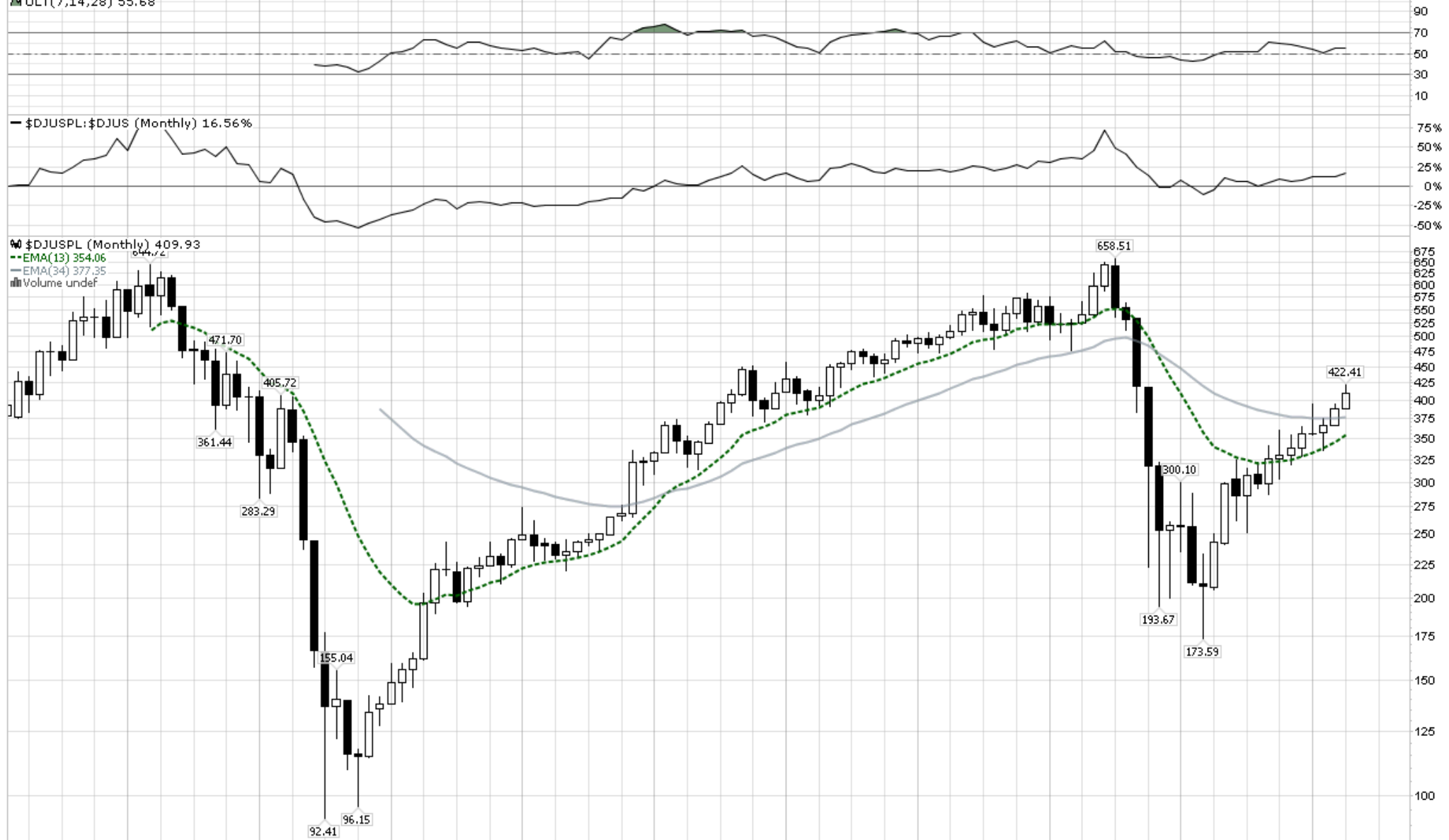
— \$DJUSPL:\$DJUS (Monthly) 16.56%

📊 \$DJUSPL (Monthly) 409.93

--- EMA(13) 354.06

— EMA(34) 377.35

▒ Volume undef



— MACD(13,34) -23.289

— HL(0.0)



**\$DJUSPM** (Dow Jones US Gold Mining Index) INDX

30-Apr-2010

© StockCharts.com

Open 99.86 High 112.18 Low 99.80 Close 110.27 Chg +10.54 (+10.57%) ▲

▲ ULT(7,14,28) 51.60

— \$DJUSPM:\$DJUS (Monthly) 163.06%

📊 \$DJUSPM (Monthly) 110.27

--- EMA(13) 93.87

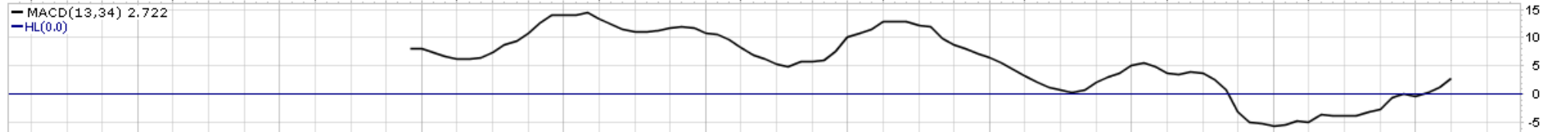
— EMA(34) 91.15

Volume undef



— MACD(13,34) 2.722

— HL(0.0)



**\$DJUSPN** (Dow Jones US Pharmaceuticals & Biotechnology Index) INDX

30-Apr-2010

© StockCharts.com

Open 298.11 High 300.57 Low 283.84 Close 288.88 Chg -9.22 (-3.09%) ▼

▲ ULT(7,14,28) 49.51

— \$DJUSPN:\$DJUS (Monthly) 1.14%

📊 \$DJUSPN (Monthly) 288.88

--- EMA(13) 279.50

— EMA(34) 277.55

▒ Volume undef



\$DJUSPP (Dow Jones US Paper Index) INDX

30-Apr-2010

▲ ULT(7,14,28) 48.63

Open 93.78 High 112.00 Low 93.78 Close 101.98 Chg +8.22 (+8.77%) ▲

© StockCharts.com



**\$DJUSPR** (Dow Jones US Pharmaceuticals Index) INDX

30-Apr-2010

© StockCharts.com

Open 253.78 High 255.61 Low 241.57 Close 245.87 Chg -7.90 (-3.11%) ▼

▲ ULT(7,14,28) 48.40





**\$DJUSPT** (Dow Jones US Platinum & Precious Metals Index) INDX

30-Apr-2010

© StockCharts.com

▲ ULT(7,14,28) 48.52

Open 74.59 High 82.59 Low 72.46 Close 79.52 Chg +6.66 (+9.14%) ▲



**\$DJUSRA** (Dow Jones US Apparel Retailers Index) INDX

30-Apr-2010

© StockCharts.com

Open 404.58 High 449.56 Low 404.58 Close 418.87 Chg +14.45 (+3.57%) ▲

▲ ULT(7,14,28) 54.68

— \$DJUSRA:\$DJUS (Monthly) 84.34%

📊 \$DJUSRA (Monthly) 418.87

--- EMA(13) 345.69

— EMA(34) 329.15

▒ Volume undef

308.95

290.56

276.80

202.86

161.40

170.08

462.74

362.82

275.25

145.08

449.56

— MACD(13,34) 16.531

— HL(0.0)



**\$DJUSRB** (Dow Jones US Broadline Retailers Index) INDX

30-Apr-2010

© StockCharts.com

Open 387.40 High 400.49 Low 384.54 Close 386.99 Chg -0.41 (-0.11%) ▼

▲ ULT(7,14,28) 64.04

— \$DJUSRB:\$DJUS (Monthly) 58.19%

📊 \$DJUSRB (Monthly) 386.99

--- EMA(13) 354.01

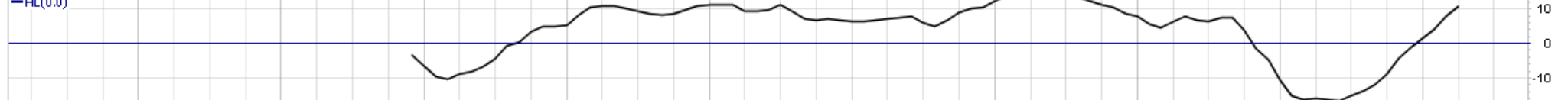
— EMA(34) 343.29

▒ Volume undef



— MACD(13,34) 10.720

— HL(0.0)



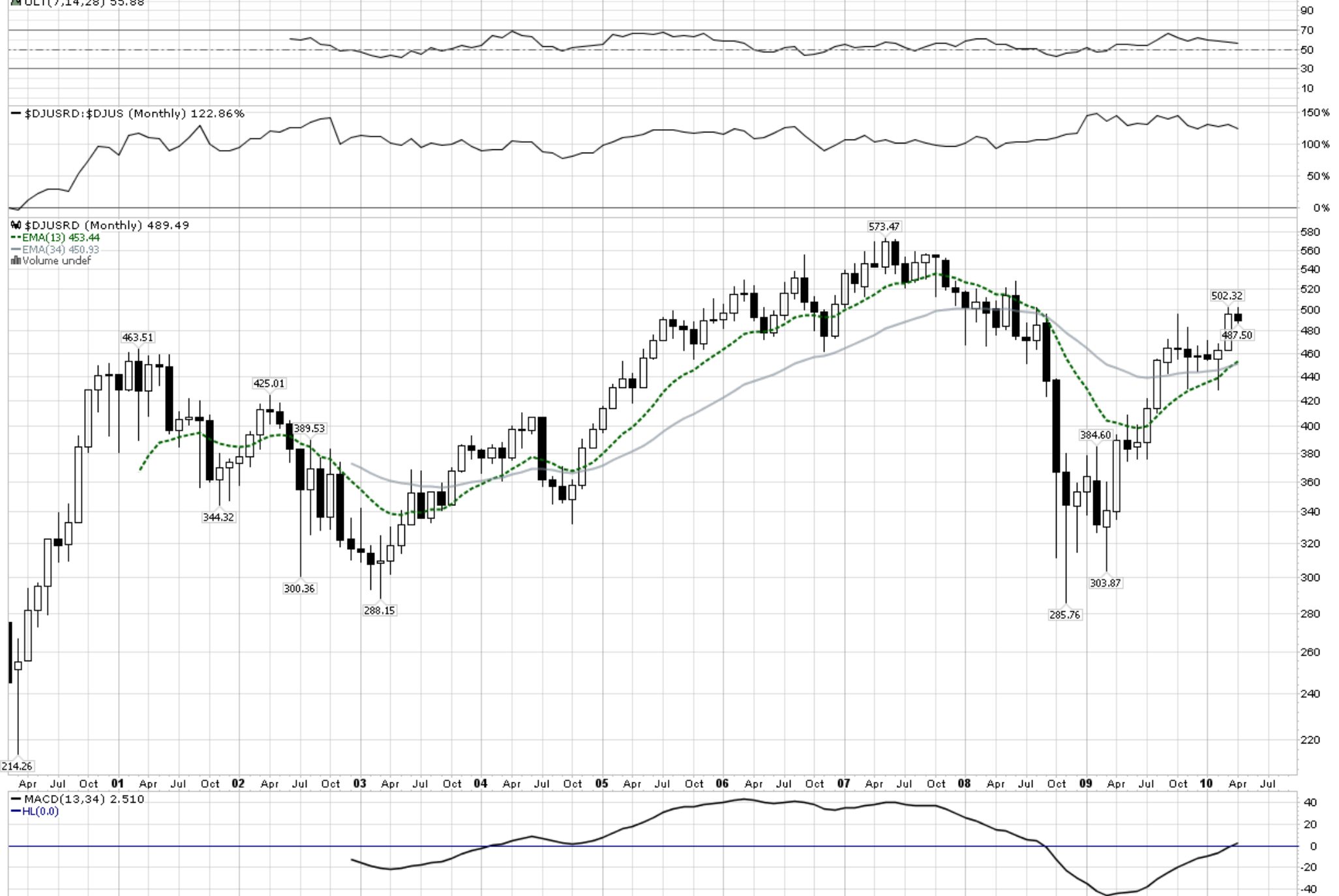
**\$DJUSRD** (Dow Jones US Drug Retailers Index) INDX

30-Apr-2010

▲ ULT(7,14,28) 55.88

© StockCharts.com

Open 495.92 High 501.92 Low 487.50 Close 489.49 Chg -6.25 (-1.26%) ▼



**\$DJUSRE** (Dow Jones US Real Estate Index) INDXX

30-Apr-2010

▲ ULT(7,14,28) 59.85

Open 193.38 High 213.39 Low 192.90 Close 205.39 Chg +12.02 (+6.22%) ▲

© StockCharts.com

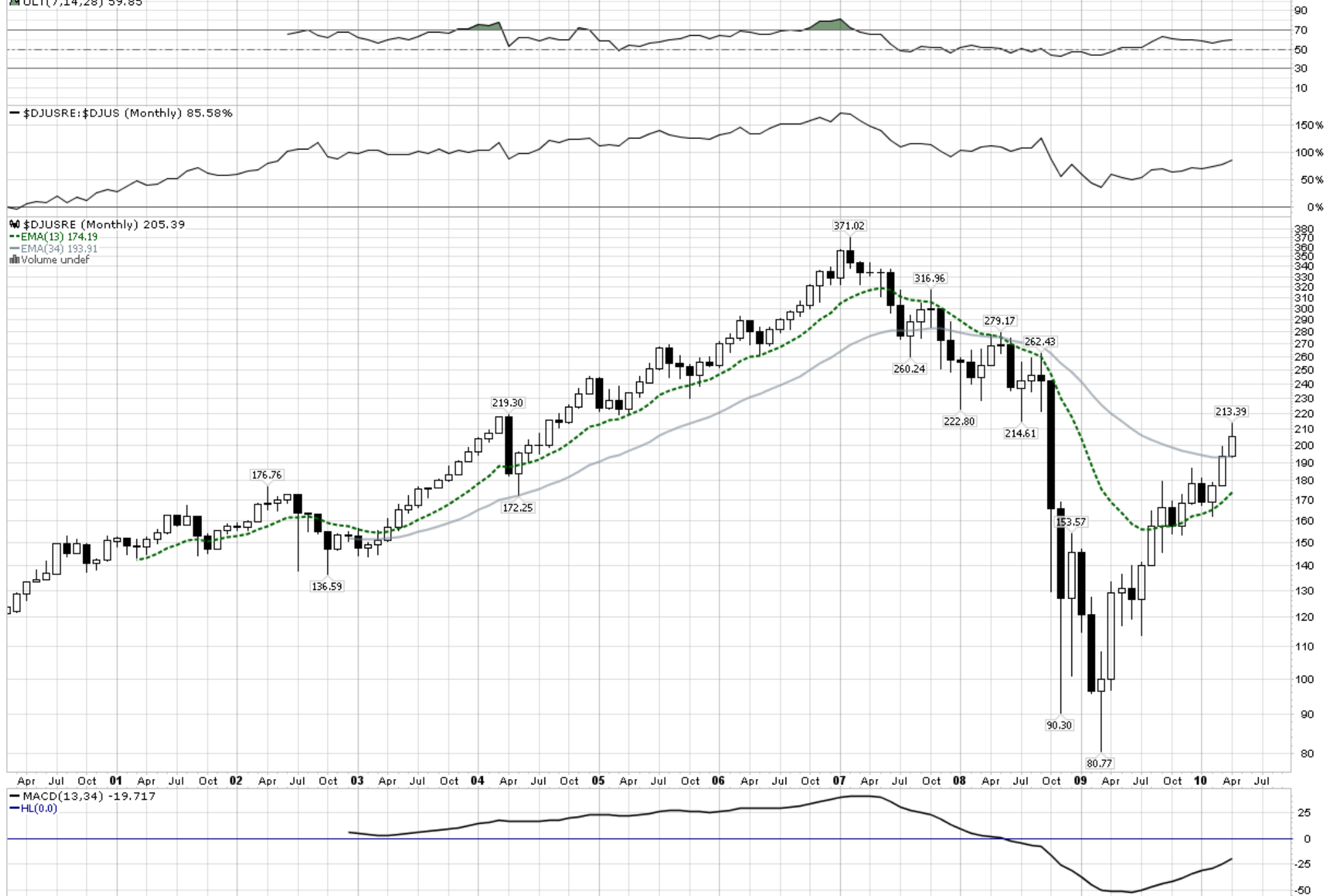
— \$DJUSRE:\$DJUS (Monthly) 85.58%

📊 \$DJUSRE (Monthly) 205.39

--- EMA(13) 174.19

— EMA(34) 193.91

▒ Volume undef



**\$DJUSRH** (Dow Jones US Real Estate Holding & Development) INDX

30-Apr-2010

▲ ULT(7,14,28) 57.66

Open 250.20 High 279.81 Low 250.20 Close 266.88 Chg +16.77 (+6.71%) ▲

— \$DJUSRH:\$DJUS (Monthly) 141.13%

📊 \$DJUSRH (Monthly) 266.88

--- EMA(13) 206.84

— EMA(34) 231.56

▒ Volume undef



— MACD(13,34) -24.719

— HL(0.0)



**\$DJUSRI** (Dow Jones US Real Estate Investment Trusts Index) INDX

30-Apr-2010

▲ ULT(7,14,28) 59.72

© StockCharts.com  
Open 79.59 High 87.79 Low 79.31 Close 84.51 Chg +4.92 (+6.18%) ▲

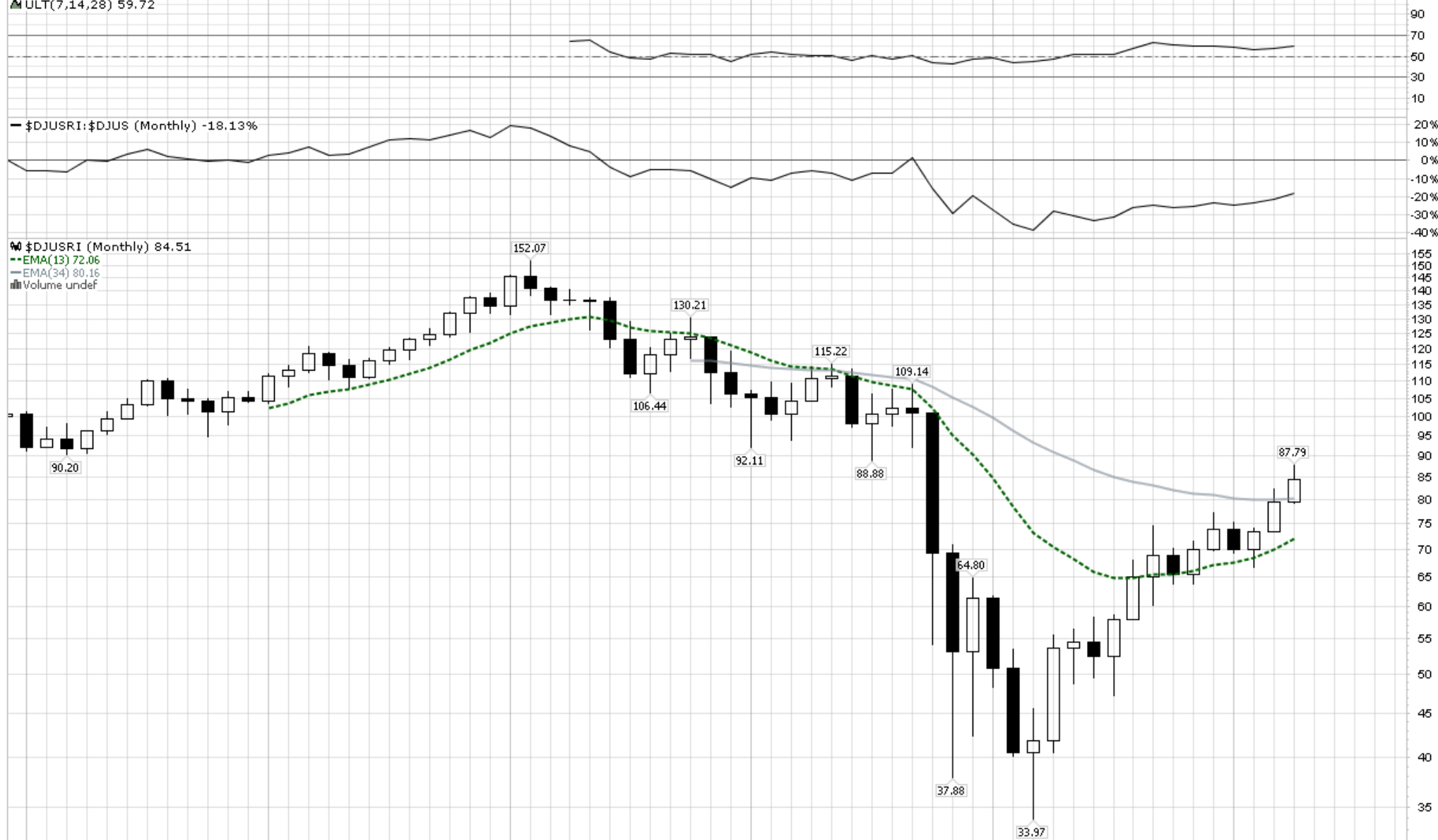
— \$DJUSRI:\$DJUS (Monthly) -18.13%

📊 \$DJUSRI (Monthly) 84.51

--- EMA(13) 72.06

— EMA(34) 80.16

📊 Volume undef



05 F M A M J J A S O N D 06 F M A M J J A S O N D 07 F M A M J J A S O N D 08 F M A M J J A S O N D 09 F M A M J J A S O N D 10 F M A M J J A S

— MACD(13,34) -8.106

— HL(0.0)

5

0

-5

-10

-15

-20

**\$DJUSRP** (Dow Jones US Recreational Products Index) INDEX

30-Apr-2010

© StockCharts.com

▲ ULT(7,14,28) 50.63

Open 105.19 High 133.75 Low 104.31 Close 121.05 Chg +15.93 (+15.15%) ▲

— \$DJUSRP:\$DJUS (Monthly) -45.69%

📊 \$DJUSRP (Monthly) 121.05

--- EMA(13) 94.03

— EMA(34) 117.14

▒ Volume undef



— MACD(13,34) -23.114

— HL(0.0)





\$DJUSRQ (Dow Jones US Recreational Services Index) INDX

30-Apr-2010

© StockCharts.com

Open 67.44 High 76.91 Low 66.99 Close 72.67 Chg +5.23 (+7.78%) ▲

▲ ULT(7,14,28) 57.84

— \$DJUSRQ:\$DJUS (Monthly) -30.85%

📊 \$DJUSRQ (Monthly) 72.67

--- EMA(13) 56.90

— EMA(34) 60.02

📊 Volume undef

05 F M A M J J A S O N D 06 F M A M J J A S O N D 07 F M A M J J A S O N D 08 F M A M J J A S O N D 09 F M A M J J A S O N D 10 F M A M J J A S

— MACD(13,34) -3.120

— HL(0.0)

**\$DJUSRR** (Dow Jones US Railroad Index) INDX

30-Apr-2010

© StockCharts.com

▲ ULT(7,14,28) 56.01

Open 573.11 High 627.96 Low 573.01 Close 606.81 Chg +35.35 (+6.19%) ▲

— \$DJUSRR:\$DJUS (Monthly) 436.84%

📊 \$DJUSRR (Monthly) 606.81

--- EMA(13) 496.63

— EMA(34) 463.89

▒ Volume undef



# \$DJUSRS (Dow Jones US Specialty Retailers Index) INDX

30-Apr-2010

© StockCharts.com

Open 423.86 High 471.29 Low 423.86 Close 448.60 Chg +25.11 (+5.93%) ▲

▲ ULT(7,14,28) 56.35

— \$DJUSRS:\$DJUS (Monthly) 48.09%

📊 \$DJUSRS (Monthly) 448.60

--- EMA(13) 379.67

— EMA(34) 369.82

▒ Volume undef

403.59

326.32

358.78

276.40

262.07

219.31

208.25

198.48

499.47

308.14

403.82

471.29

229.67

Apr Jul Oct 01 Apr Jul Oct 02 Apr Jul Oct 03 Apr Jul Oct 04 Apr Jul Oct 05 Apr Jul Oct 06 Apr Jul Oct 07 Apr Jul Oct 08 Apr Jul Oct 09 Apr Jul Oct 10 Apr Jul

— MACD(13,34) 9.850

— HL(0.0)

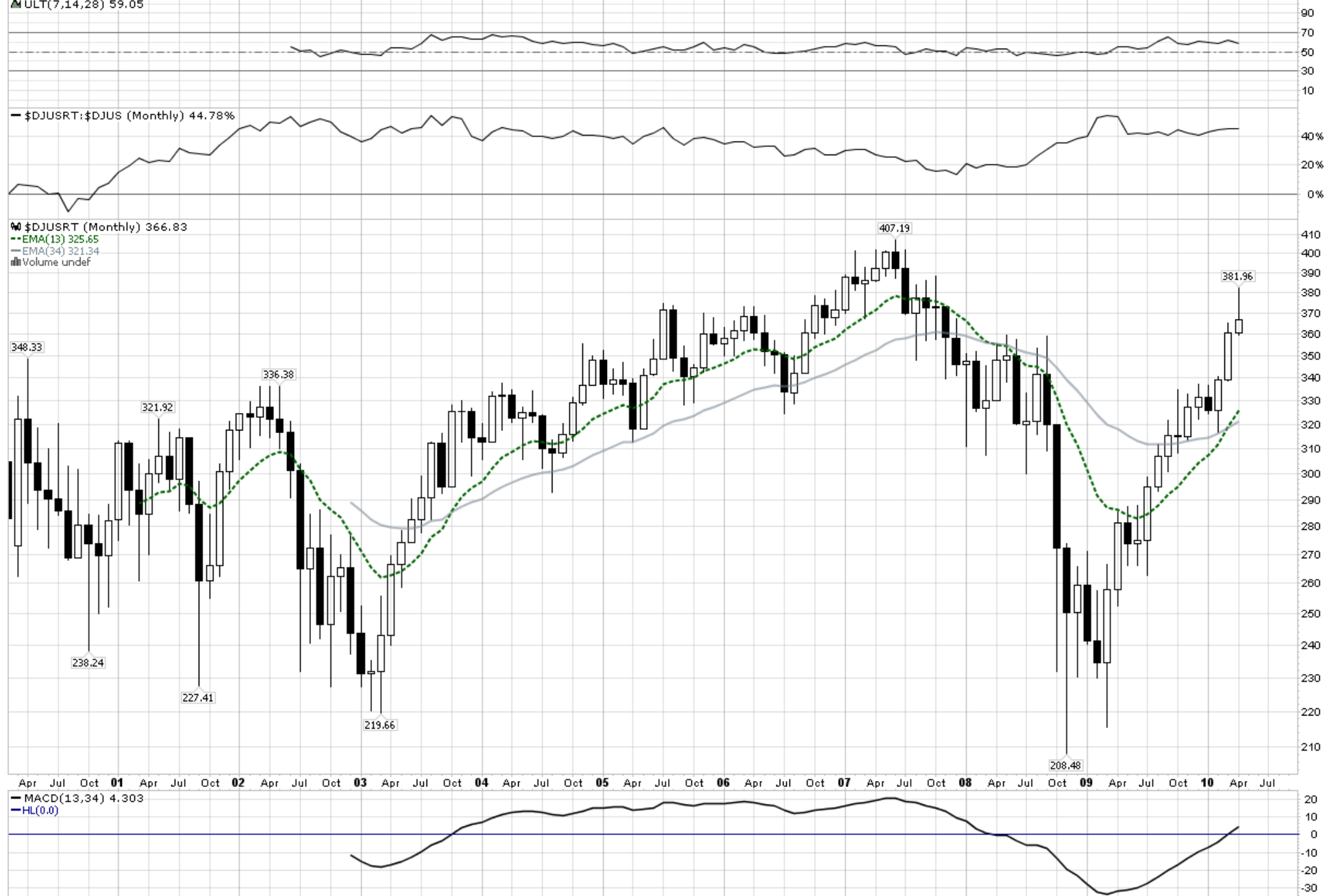
**\$DJUSRT** (Dow Jones US Retail Index) INDX

30-Apr-2010

▲ ULT(7,14,28) 59.05

© StockCharts.com

Open 360.28 High 381.96 Low 359.68 Close 366.83 Chg +6.56 (+1.82%) ▲



**\$DJUSRU** (Dow Jones US Restaurants & Bars Index) INDX

30-Apr-2010

© StockCharts.com

▲ ULT(7,14,28) 61.42

Open 500.92 High 549.17 Low 500.92 Close 532.01 Chg +31.12 (+6.21%) ▲

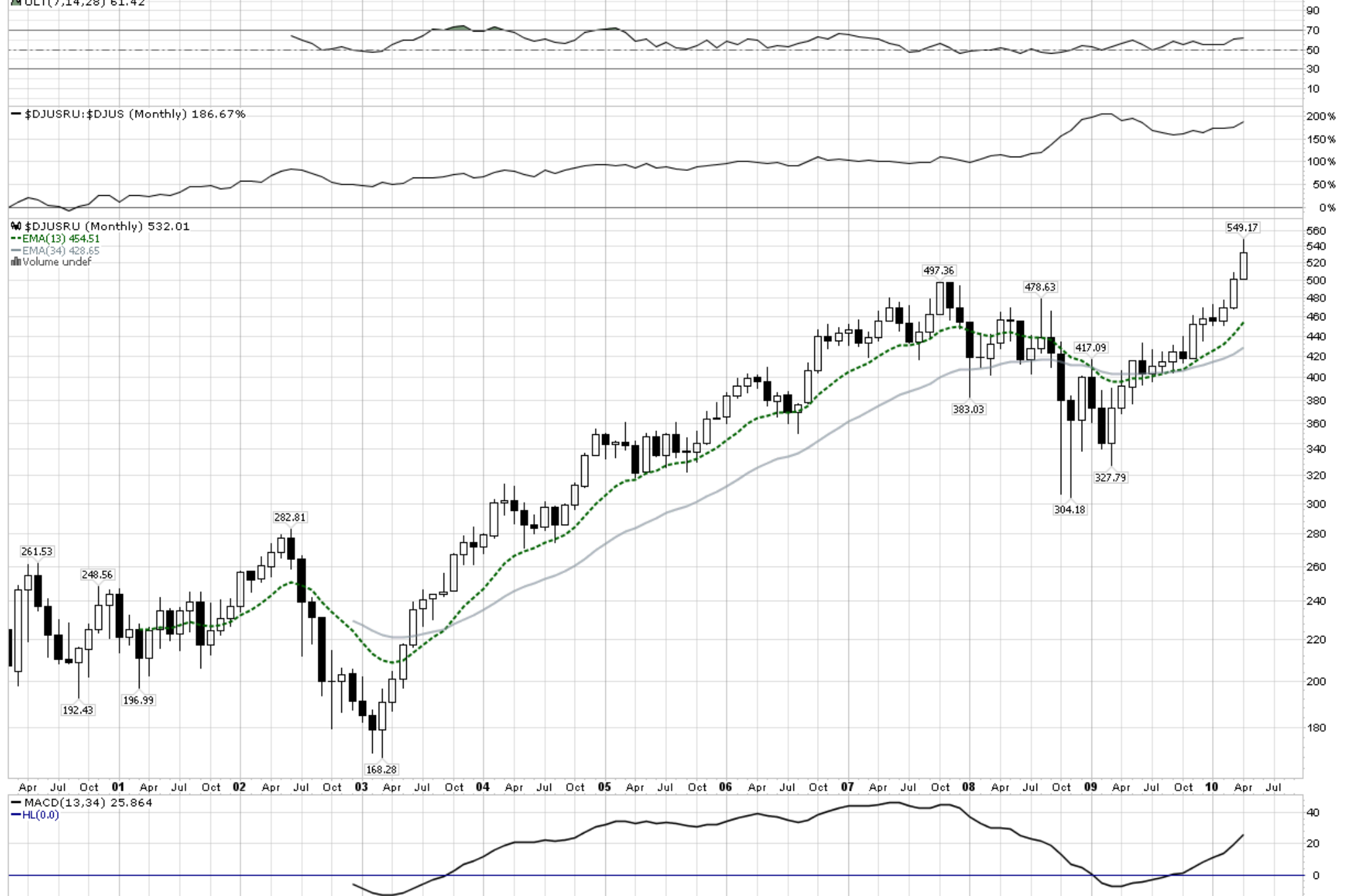
— \$DJUSRU:\$DJUS (Monthly) 186.67%

📊 \$DJUSRU (Monthly) 532.01

--- EMA(13) 454.51

— EMA(34) 428.65

▒ Volume undef



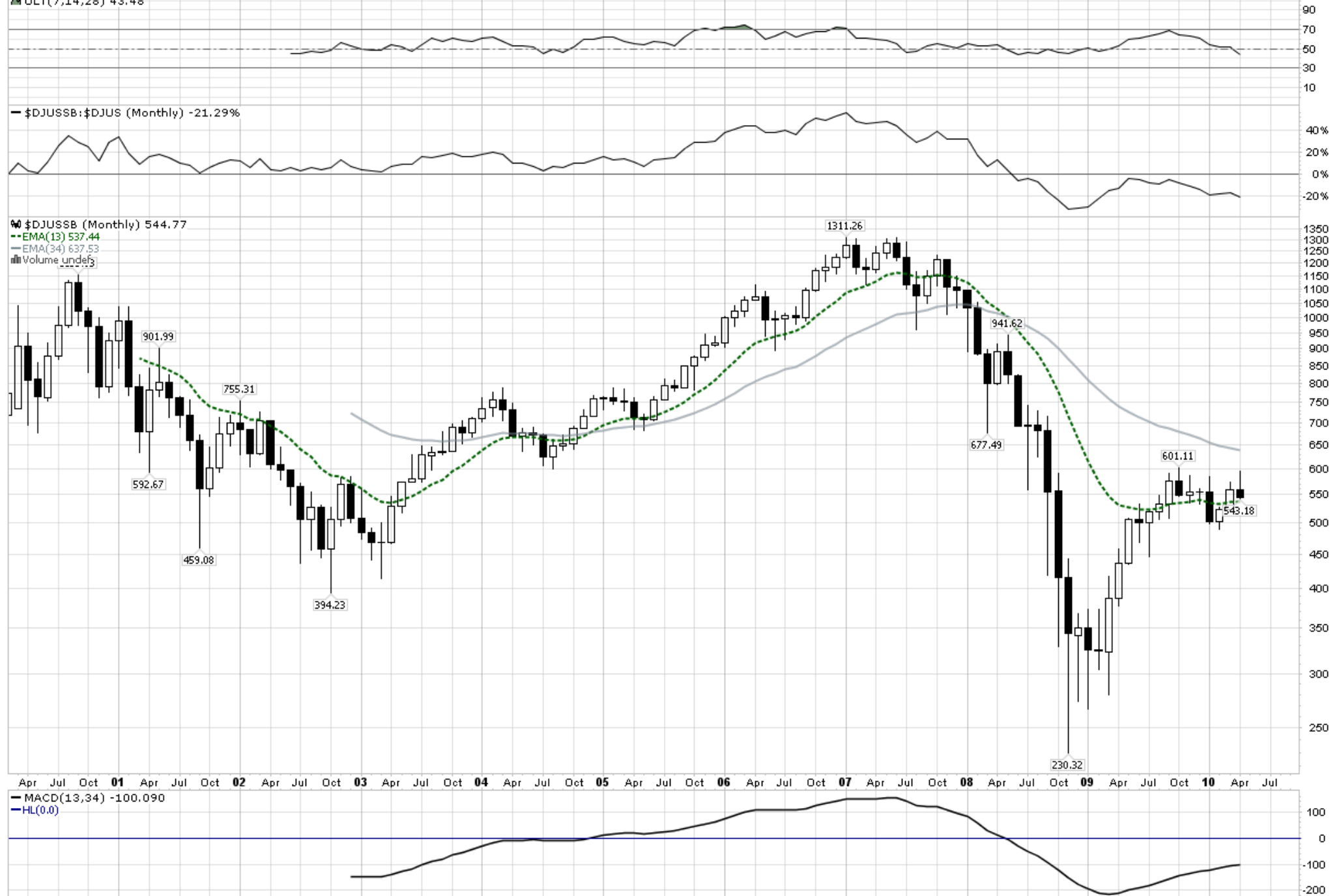
**\$DJUSB** (Dow Jones US Investment Services) INDX

30-Apr-2010

© StockCharts.com

Open 558.17 High 595.71 Low 543.18 Close 544.77 Chg -13.33 (-2.39%) ▼

▲ ULT(7,14,28) 43.48



**\$DJUSSC** (Dow Jones US Semiconductors Index) IND.X

30-Apr-2010

© StockCharts.com

Open 1085.77 High 1187.24 Low 1078.72 Close 1114.20 Chg +28.61 (+2.64%) ▲

▲ ULT(7,14,28) 51.03



**\$DJUSSD** (Dow Jones US Soft Drinks Index) INDX

30-Apr-2010

© StockCharts.com

Open 341.00 High 343.88 Low 327.57 Close 333.56 Chg -7.42 (-2.18%) ▼

▲ ULT(7,14,28) 53.76

— \$DJUSSD:\$DJUS (Monthly) 58.96%

📊 \$DJUSSD (Monthly) 333.56

--- EMA(13) 316.13


— EMA(34) 309.06

▒ Volume undef



— MACD(13,34) 7.063

— HL(0.0)





**\$DJUSF** (Dow Jones US Consumer Finance Index) INDX

30-Apr-2010

▲ ULT(7,14,28) 59.08

© StockCharts.com

Open 71.01 High 78.42 Low 71.01 Close 73.79 Chg +2.79 (+3.93%) ▲

— \$DJUSF:\$DJUS (Monthly) -29.05%

📊 \$DJUSF (Monthly) 73.79

--- EMA(13) 63.78

— EMA(34) 68.48

📊 Volume undef



05 F M A M J J A S O N D 06 F M A M J J A S O N D 07 F M A M J J A S O N D 08 F M A M J J A S O N D 09 F M A M J J A S O N D 10 F M A M J J A S

— MACD(13,34) -4.699

— HL(0.0)



**\$DJUSSP** (Dow Jones US Specialty Finance Index) INDX

30-Apr-2010

© StockCharts.com

▲ ULT(7,14,28) 57.81

Open 57.87 High 58.88 Low 54.98 Close 55.02 Chg -2.79 (-4.83%) ▼

— \$DJUSSP:\$DJUS (Monthly) -47.70%

📊 \$DJUSSP (Monthly) 55.02

--- EMA(13) 51.66

— EMA(34) 64.76

▒ Volume undef



05 F M A M J J A S O N D 06 F M A M J J A S O N D 07 F M A M J J A S O N D 08 F M A M J J A S O N D 09 F M A M J J A S O N D 10 F M A M J J A S

— MACD(13,34) -13.100

— HL(0.0)

0

-5

-10

-15

-20

-25

**\$DJUSST** (Dow Jones US Steel Index) INDX

30-Apr-2010

© StockCharts.com

Open 292.88 High 313.83 Low 271.87 Close 272.21 Chg -20.43 (-6.98%)

▲ ULT(7,14,28) 47.60

— \$DJUSST:\$DJUS (Monthly) 243.95%

📊 \$DJUSST (Monthly) 272.21

--- EMA(13) 246.34

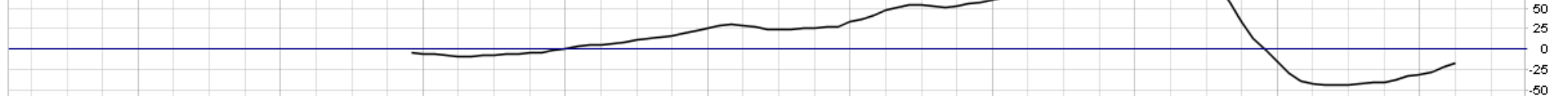
— EMA(34) 263.54

▒ Volume undef



— MACD(13,34) -17.202

— HL(0.0)



**\$DJUSSV** (Dow Jones US Software & Computer Services Index) INDEX

30-Apr-2010

▲ ULT(7,14,28) 55.51

Open 702.21 High 731.47 Low 694.90 Close 705.99 Chg +3.78 (+0.54%) ▲



# \$DJUSSW (Dow Jones US Software Index) INDX

30-Apr-2010

© StockCharts.com

Open 652.70 High 690.38 Low 642.62 Close 669.73 Chg +17.15 (+2.63%) ▲

▲ ULT(7,14,28) 56.96

— \$DJUSSW:\$DJUS (Monthly) -41.30%

📊 \$DJUSSW (Monthly) 669.73

--- EMA(13) 595.07

— EMA(34) 567.68

▒ Volume undef

1187.01

768.09

860.85

627.39

753.97

486.63

410.68

659.47

330.40

731.56

345.56

690.38

Apr Jul Oct 01 Apr Jul Oct 02 Apr Jul Oct 03 Apr Jul Oct 04 Apr Jul Oct 05 Apr Jul Oct 06 Apr Jul Oct 07 Apr Jul Oct 08 Apr Jul Oct 09 Apr Jul Oct 10 Apr Jul

— MACD(13,34) 27.387

— HL(0.0)

**\$DJUSTB** (Dow Jones US Tobacco Index) IND.X

30-Apr-2010

© StockCharts.com

Open 326.03 High 334.93 Low 313.22 Close 317.88 Chg -8.15 (-2.50%)

▲ ULT(7,14,28) 42.45

— \$DJUSTB:\$DJUS (Monthly) 429.27%

📊 \$DJUSTB (Monthly) 317.88

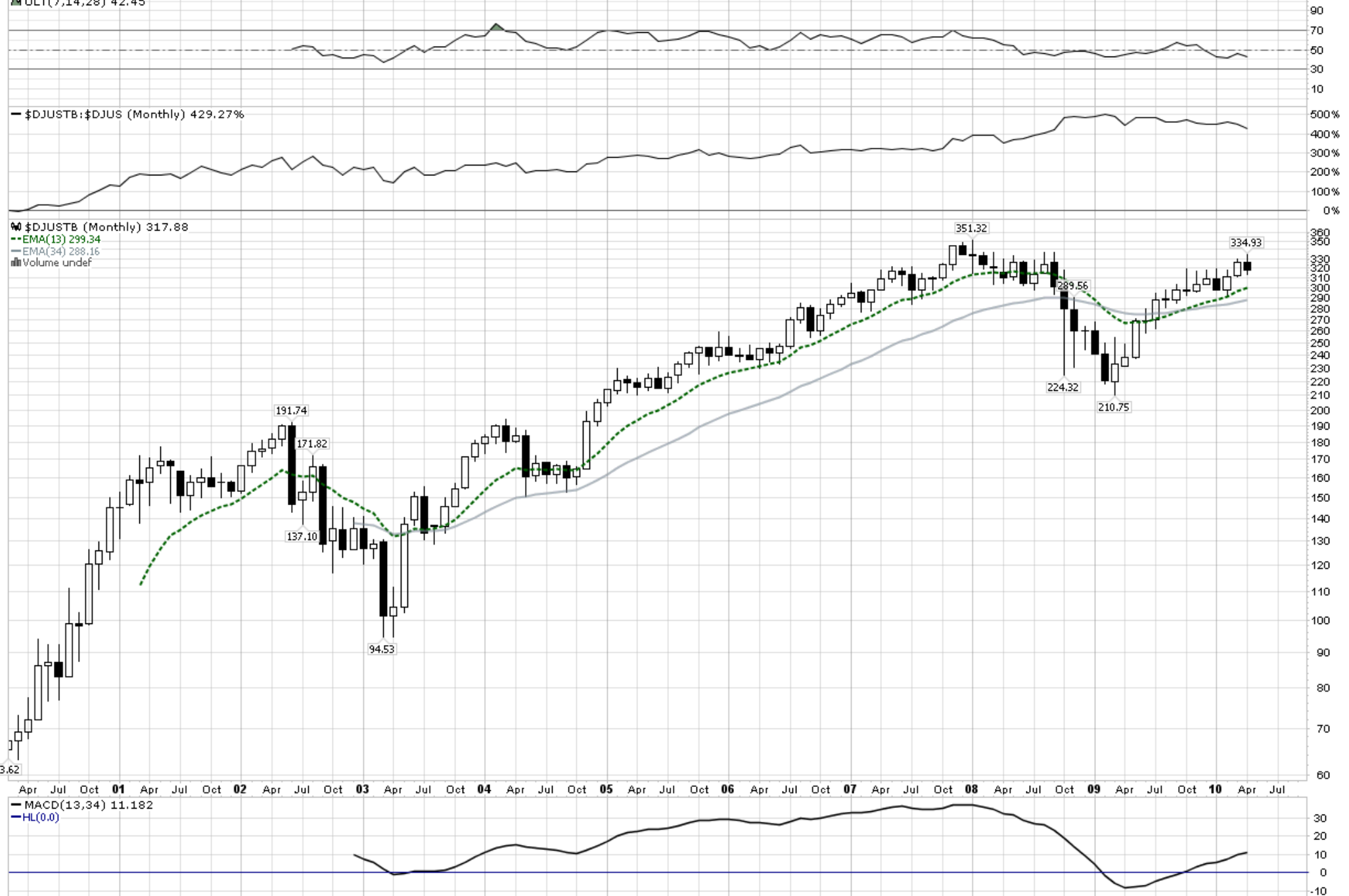
--- EMA(13) 299.34

— EMA(34) 288.16

▒ Volume undef

— MACD(13,34) 11.182

— HL(0.0)



**\$DJUSTC** (Dow Jones US Technology Index) INDX

30-Apr-2010

© StockCharts.com

Open 605.59 High 640.84 Low 601.01 Close 617.74 Chg +12.23 (+2.02%) ▲

▲ ULT(7,14,28) 55.59

— \$DJUSTC:\$DJUS (Monthly) -49.21%

15M \$DJUSTC (Monthly) 617.74

--- EMA(13) 545.29

— EMA(34) 525.62

■ Volume under 5



**\$DJUSTK** (Dow Jones US Trucking Index) INDX

30-Apr-2010

© StockCharts.com

▲ ULT(7,14,28) 54.10

Open 329.27 High 357.79 Low 323.25 Close 347.40 Chg +18.23 (+5.54%) ▲

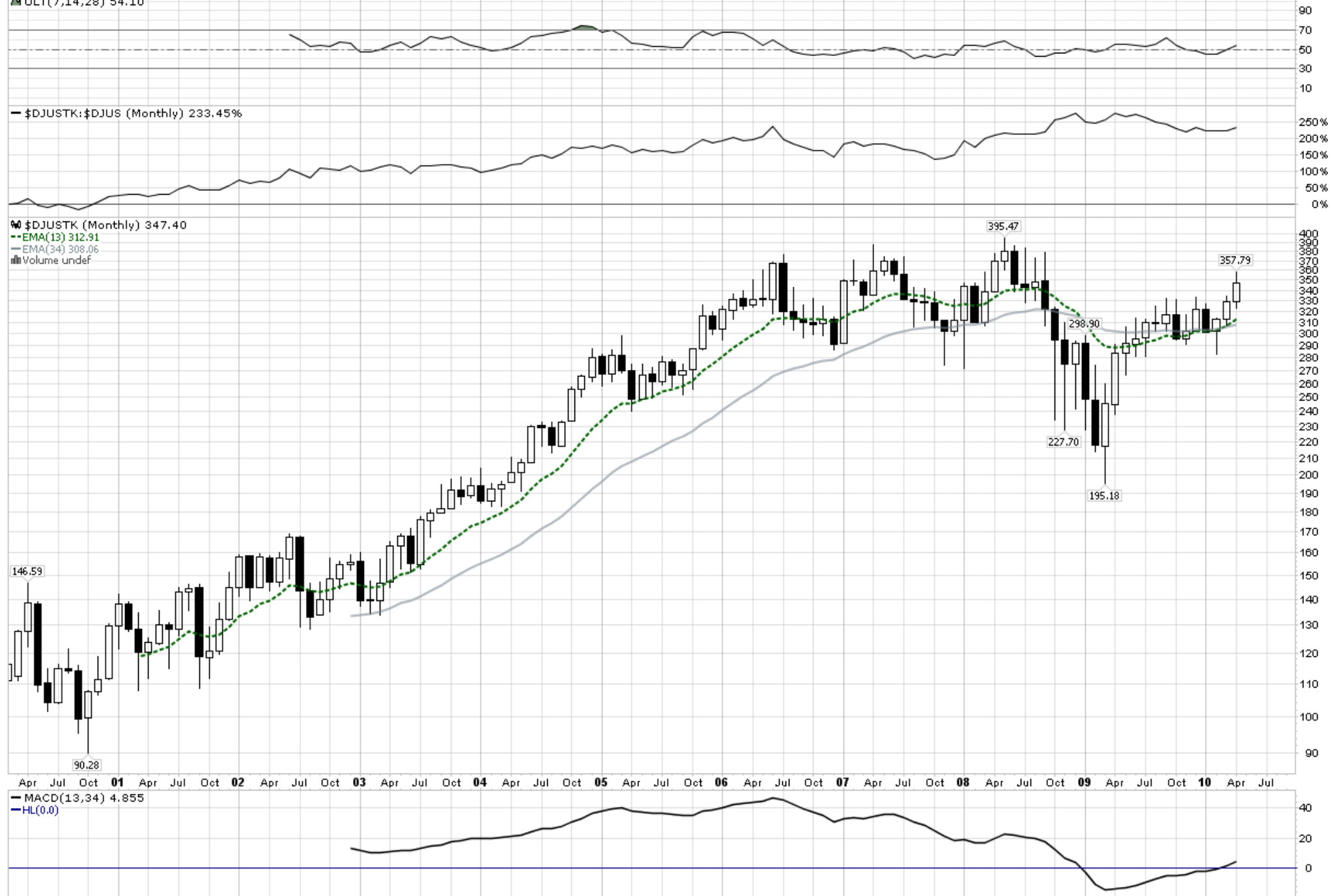
— \$DJUSTK:\$DJUS (Monthly) 233.45%

📊 \$DJUSTK (Monthly) 347.40

--- EMA(13) 312.91

— EMA(34) 308.06

▒ Volume undef





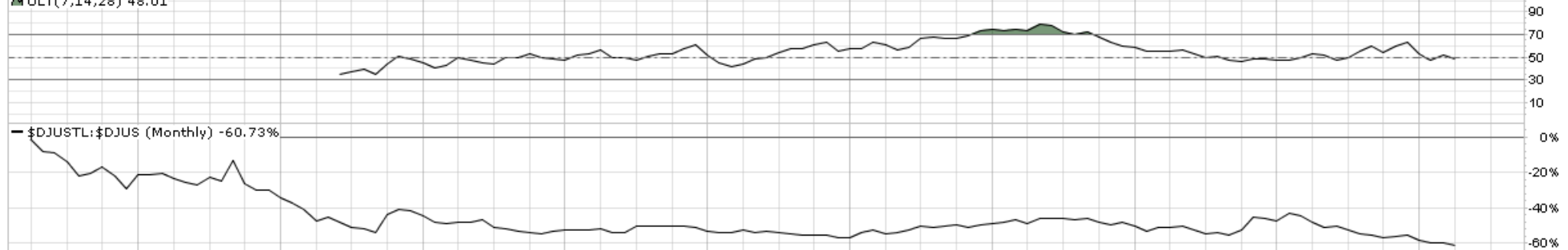
# **\$DJUSTL** (Dow Jones US Telecommunications Index) INDX

30-Apr-2010

© StockCharts.com

Open 113.69 High 115.90 Low 111.14 Close 112.53 Chg -1.17 (-1.03%) ▼

▲ ULT(7,14,28) 48.01



**\$DJUSTQ** (Dow Jones US Technology Hardware & Equipment Index) IND.X

30-Apr-2010

© StockCharts.com

Open 554.16 High 597.97 Low 551.05 Close 571.44 Chg +17.42 (+3.14%) ▲

▲ ULT(7,14,28) 54.19

— \$DJUSTQ:\$DJUS (Monthly) -51.60%

📊 \$DJUSTQ (Monthly) 571.44

--- EMA(13) 492.76

— EMA(34) 478.59

▒ Volume undef



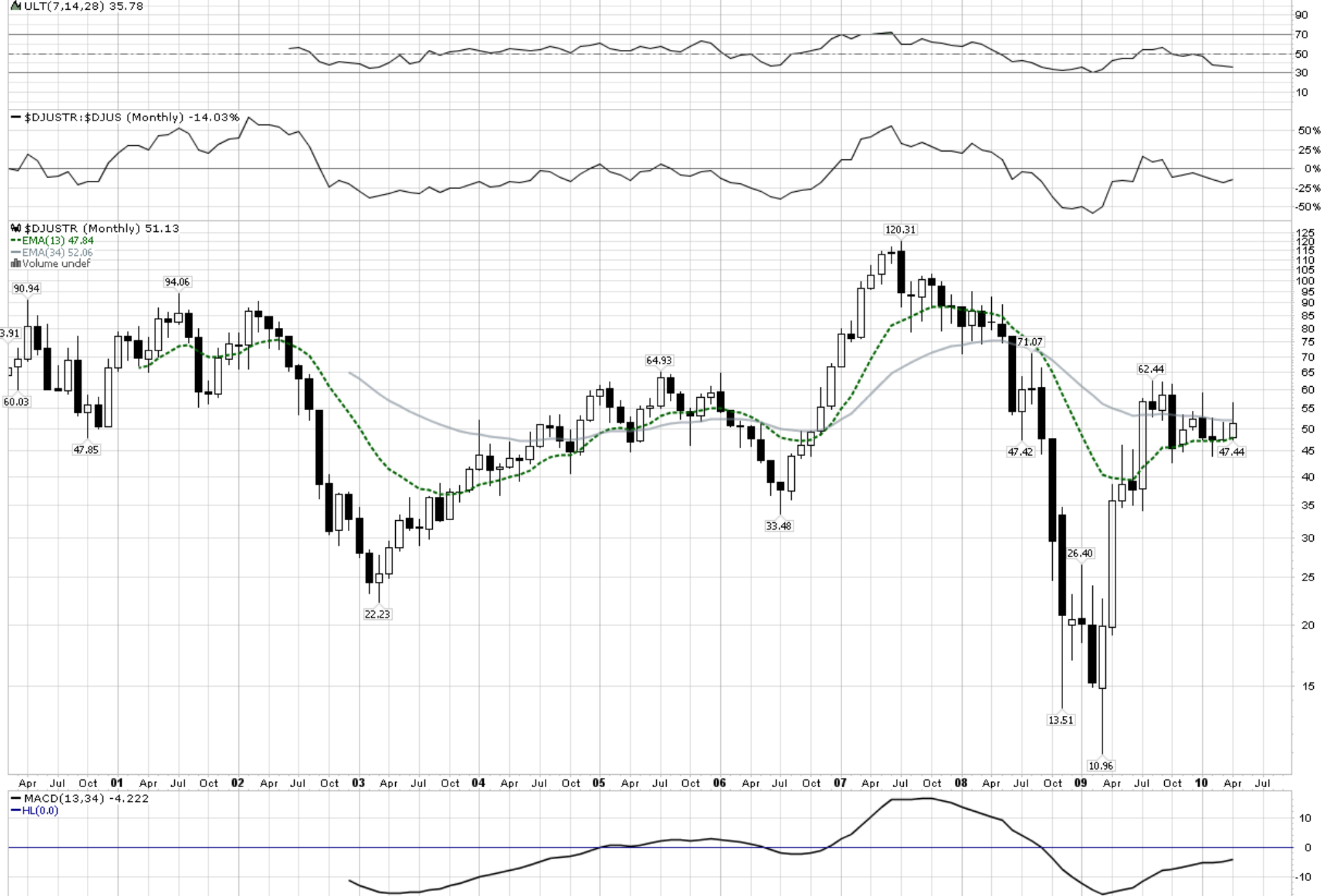
\$DJSTR (Dow Jones US Tires Index) INDX

30-Apr-2010

▲ ULT(7,14,28) 35.78

© StockCharts.com

Open 48.04 High 56.47 Low 47.44 Close 51.13 Chg +3.66 (+7.71%) ▲



**\$DJUSTS** (Dow Jones US Transportation Services Index) INDX

30-Apr-2010

© StockCharts.com

Open 141.66 High 165.04 Low 141.66 Close 156.05 Chg +14.75 (+10.44%) ▲

▲ ULT(7,14,28) 53.54

— \$DJUSTS:\$DJUS (Monthly) -47.16%

⌚ \$DJUSTS (Monthly) 156.05

--- EMA(13) 131.42

— EMA(34) 136.51

▒ Volume undef



— MACD(13,34) -5.085

— HL(0.0)

**\$DJUSTT** (Dow Jones US Travel & Tourism Index) IND.X

30-Apr-2010

▲ ULT(7,14,28) 56.62

© StockCharts.com  
Open 134.67 High 150.13 Low 133.90 Close 142.87 Chg +8.21 (+6.10%) ▲

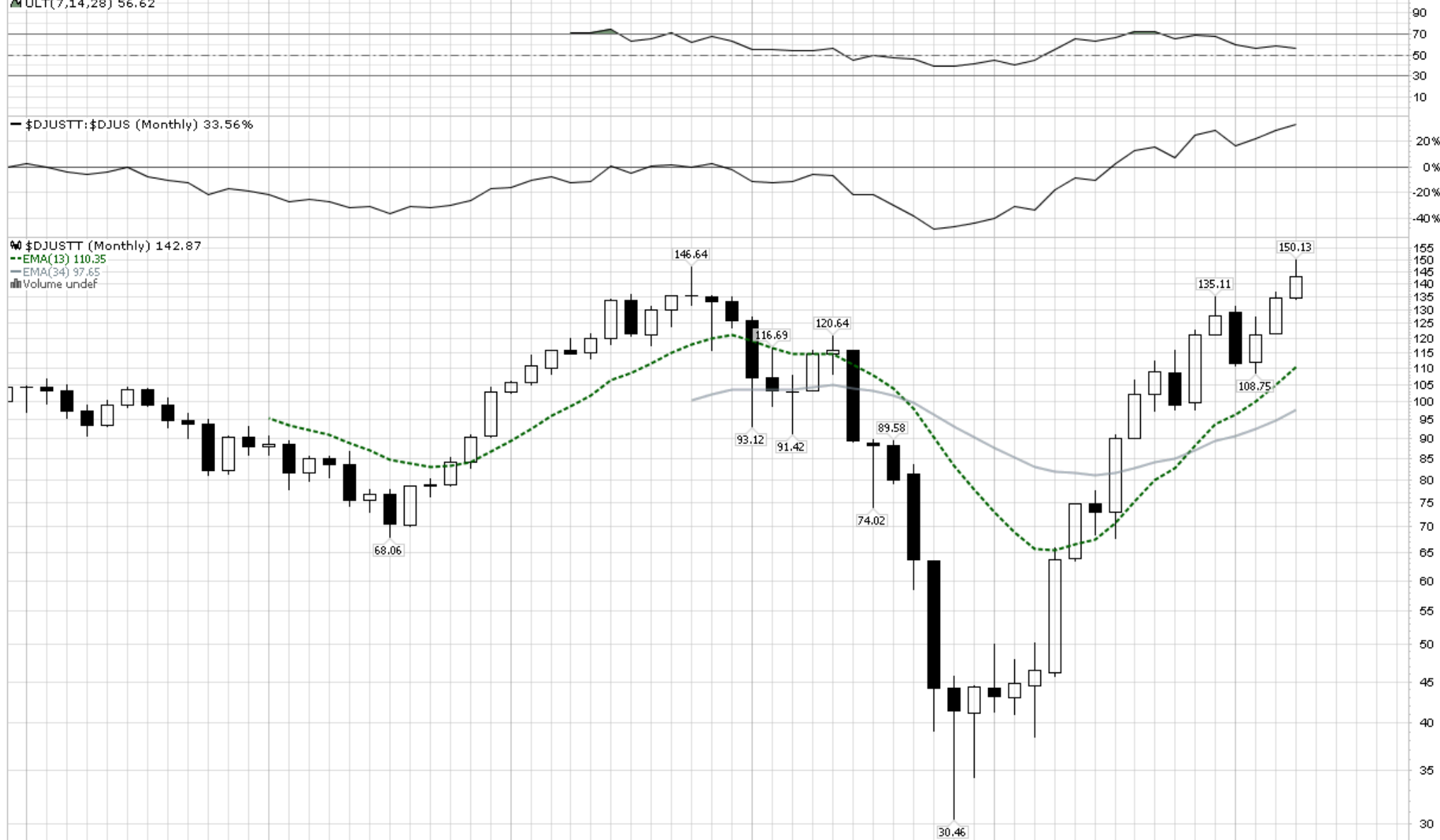
— \$DJUSTT:\$DJUS (Monthly) 33.56%

📊 \$DJUSTT (Monthly) 142.87

--- EMA(13) 110.35

— EMA(34) 97.65

📊 Volume undef



05 F M A M J J A S O N D 06 F M A M J J A S O N D 07 F M A M J J A S O N D 08 F M A M J J A S O N D 09 F M A M J J A S O N D 10 F M A M J J A S

— MACD(13,34) 12.698

— HL(0.0)



**\$DJUSTY** (Dow Jones US Toys Index) IND.X

30-Apr-2010

▲ ULT(7,14,28) 49.77

© StockCharts.com

Open 276.69 High 289.60 Low 274.09 Close 275.28 Chg -1.21 (-0.44%) ▼



**\$DJUSUO** (Dow Jones US Gas, Water & Multiutilities Index) INDX

30-Apr-2010

▲ ULT(7,14,28) 58.16

© StockCharts.com  
Open 123.94 High 129.52 Low 123.94 Close 128.10 Chg +4.17 (+3.36%) ▲

— \$DJUSUO:\$DJUS (Monthly) -12.71%

📊 \$DJUSUO (Monthly) 128.10

--- EMA(13) 119.14

— EMA(34) 123.29

📊 Volume undef



**\$DJUSVN** (Dow Jones US Distillers & Vintners Index) INDX

30-Apr-2010

▲ ULT(7,14,28) 54.21

© StockCharts.com  
Open 93.57 High 98.38 Low 93.57 Close 94.95 Chg +1.38 (+1.47%) ▲

— \$DJUSVN:\$DJUS (Monthly) -5.90%

📊 \$DJUSVN (Monthly) 94.95

--- EMA(13) 84.40 130.58

— EMA(34) 89.60

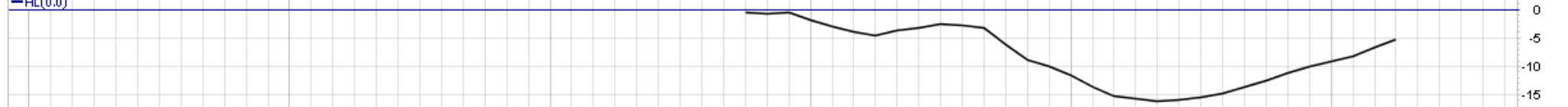
▒ Volume undef



05 F M A M J J A S O N D 06 F M A M J J A S O N D 07 F M A M J J A S O N D 08 F M A M J J A S O N D 09 F M A M J J A S O N D 10 F M A M J J A S

— MACD(13,34) -5.202

— HL(0.0)





**\$DJUSVS** (Dow Jones US Small-Cap Value Index) INDX

30-Apr-2010

▲ ULT(7,14,28) 56.18

© StockCharts.com  
Open 2061.27 High 2287.98 Low 2061.26 Close 2184.46 Chg +123.24 (+5.98%) ▲



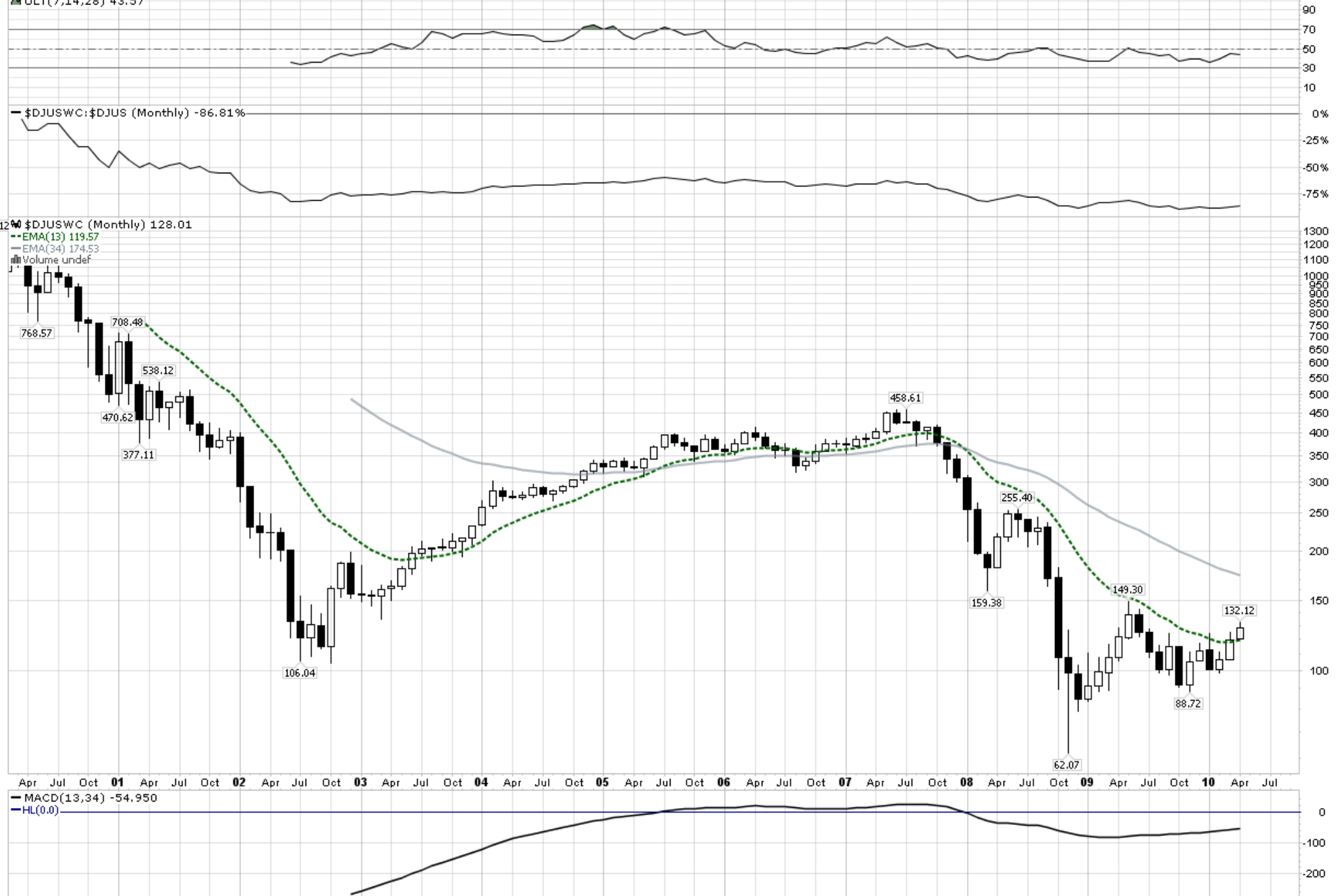
**\$DJUSWC** (Dow Jones US Mobile Telecommunications Index) INDX

30-Apr-2010

© StockCharts.com

Open 119.88 High 132.12 Low 119.88 Close 128.01 Chg +8.55 (+7.16%) ▲

▲ ULT(7,14,28) 43.57



\$DJUSWU (Dow Jones US Water Index) INDX

30-Apr-2010

▲ ULT(7,14,28) 55.61

© StockCharts.com  
Open 603.22 High 624.99 Low 598.30 Close 618.27 Chg +15.08 (+2.50%) ▲

— \$DJUSWU:\$DJUS (Monthly) 256.82%

📊 \$DJUSWU (Monthly) 618.27

--- EMA(13) 597.28

— EMA(34) 611.70

▒ Volume undef

